



October 1, 2024 – September 30, 2025

FINAL PROPOSED BUDGET

City Council

Breann Buxkemper.....	Mayor
Michael Stueart.....	Mayor Pro Tem
Bill Powell.....	Councilmember
Max Ledesma	Councilmember
Jaime McCabe	Councilmember

CITY MANAGER

James Fisher

ASSISTANT CITY MANAGER

José Cavazos

THIS BUDGET WILL RAISE MORE REVENUE FROM PROPERTY TAXES THAN LAST YEAR'S BUDGET BY \$124,576 WHICH IS A 3.57 PERCENT INCREASE FROM LAST YEAR'S BUDGET. THE PROPERTY TAX REVENUE TO BE RAISED FROM NEW PROPERTY ADDED TO THE TAX ROLL THIS YEAR IS \$36,339.

BUDGET SUMMARY

Tax Structure	1
All Revenues	2
General Fund Revenues	3
General Fund Expenditures	4
Enterprise Fund Revenues	5
Enterprise Fund Expenditures	6

OPERATING FUNDS

General Fund – Summary [Fund 01]	7
Revenue Summary	8
Expenditure Summary	10
City Council	11
City Management	13
City Secretary	15
Finance	17
Municipal Court	19
Fire	21
Police	24
Inspection	28
Emergency and Health Services	31
Street	34
Shop	37
Park	40
Information Technology	43
Building Services	45
Professional Services	47
Human Resource	49
Economic Development	51
Main Street	54
Developers Capital	56

OPERATING FUNDS (continued)

Airport Fund [Fund 02]	59
Cemetery Fund [Fund 03]	63
Enterprise Fund - Summary [Fund 06]	68
Revenue Summary	69
Expenditure Summary	70
Water & Wastewater Administration.....	71
Water.....	74
Wastewater.....	77
Sanitation	82
Swimming Pool.....	85
Streetlights	88

CAPITAL IMPROVEMENT FUNDS

Internal Finance Fund [Fund 04]	89
Interest & Redemption Fund [Fund 07]	92
Wastewater System Improvement Fund [Fund 26]	96
Water System Improvement Fund [Fund 31]	99
Tax Increment Financing Funds - Summary	102
TIF #1 [Fund 33].....	103
TIF #2 [Fund 40].....	105

SPECIAL FUNDS

Civic Improvement Fund [Fund 08]	107
Hotel Occupancy Tax Fund [Fund 12]	110
Voluntary Park Donation Fund [Fund 17]	114
Main Street Fund [Fund 45]	117
Court Special Funds - Summary	120
Building Security [Fund 09]	121
Time Payment [Fund 10]	123
Court Technology [Fund 13]	125
Local Truancy Prevention [Fund 46]	127
Police Special Funds - Summary	128
LEOSE [Fund 05]	129
State Seized Funds [Fund 15]	131
Federal Seized Funds [Fund 37]	133
Animal Shelter [Fund 49]	135
Grant Funds - Summary	137
CRF/ARPA [Fund 11]	138
Main Street TCF [Fund 21].....	140
CDBG [Fund 23].....	142
EDA [Fund 36]	144
Criminal Justice [Fund 38].....	146
TPWD [Fund 43]	148

DEVELOPMENT CORPORATION FUNDS

Levelland Economic Development Corporation [Fund 22]	150
Levelland Community Development Corporation [Fund 41]	154

City of Levelland

Tax Structure

Fiscal Year 2024-2025

Net Taxable Value	\$895,200,193
--------------------------	----------------------

Taxable Value of Frozen Senior Property	\$158,611,785
---	---------------

Non Frozen Taxable Value	\$736,588,408
---------------------------------	----------------------

Proposed Tax Rate	\$0.53500
-------------------	-----------

Non Frozen Taxes	\$3,940,748
------------------	-------------

Frozen Taxes from Seniors	\$693,321
---------------------------	-----------

Total Taxes	\$4,634,069
-------------	-------------

Estimated Percent of Collection	96%
---------------------------------	-----

Estimated Collected Ad Valorem	@ 96%	@ 100%
	\$4,448,706	\$4,634,069

Increment			
TIF #1	\$42,950,560	\$220,594	\$229,785

TIF #2	\$20,941,068	\$107,553	\$112,035
--------	--------------	-----------	-----------

Estimated Net Ad Valorem	\$4,120,559	\$4,292,249
---------------------------------	--------------------	--------------------

2024-2025 DISTRIBUTION

	enter of Rate	% of Rate	Amount at 96%	Amount at 100%
General Fund	\$0.468729	87.61%	\$3,610,141	\$3,760,564
Cemetery Fund	\$0.030000	5.61%	\$231,059	\$240,687
Interest & Redemption Fund	\$0.036271	6.78%	\$279,358	\$290,998
SUBTOTAL	0.5350	100.00%	\$4,120,559	\$4,292,249

Senior Tax Freeze Information

Taxes Lost to Freeze	\$155,252
----------------------	-----------

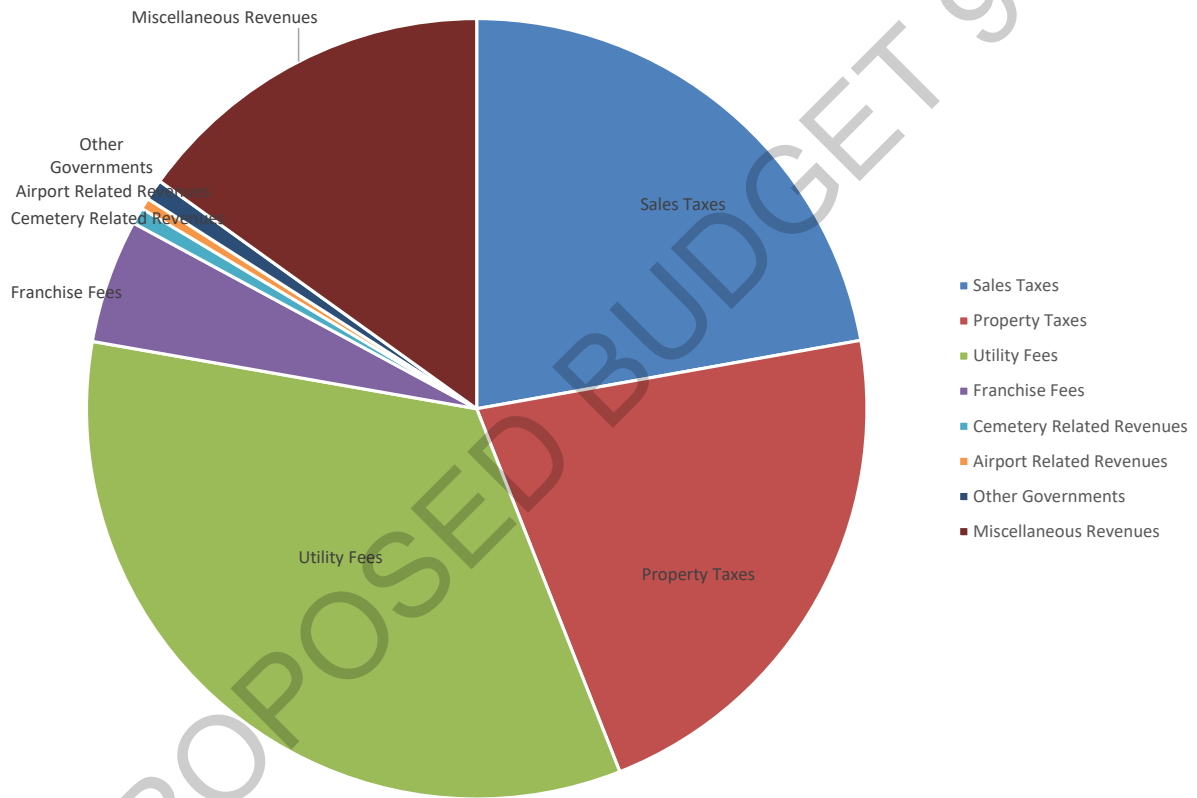
Resulting Tax Rate On Frozen Property	\$0.437
---------------------------------------	---------

AFFECT ON OVERALL TAX RATE

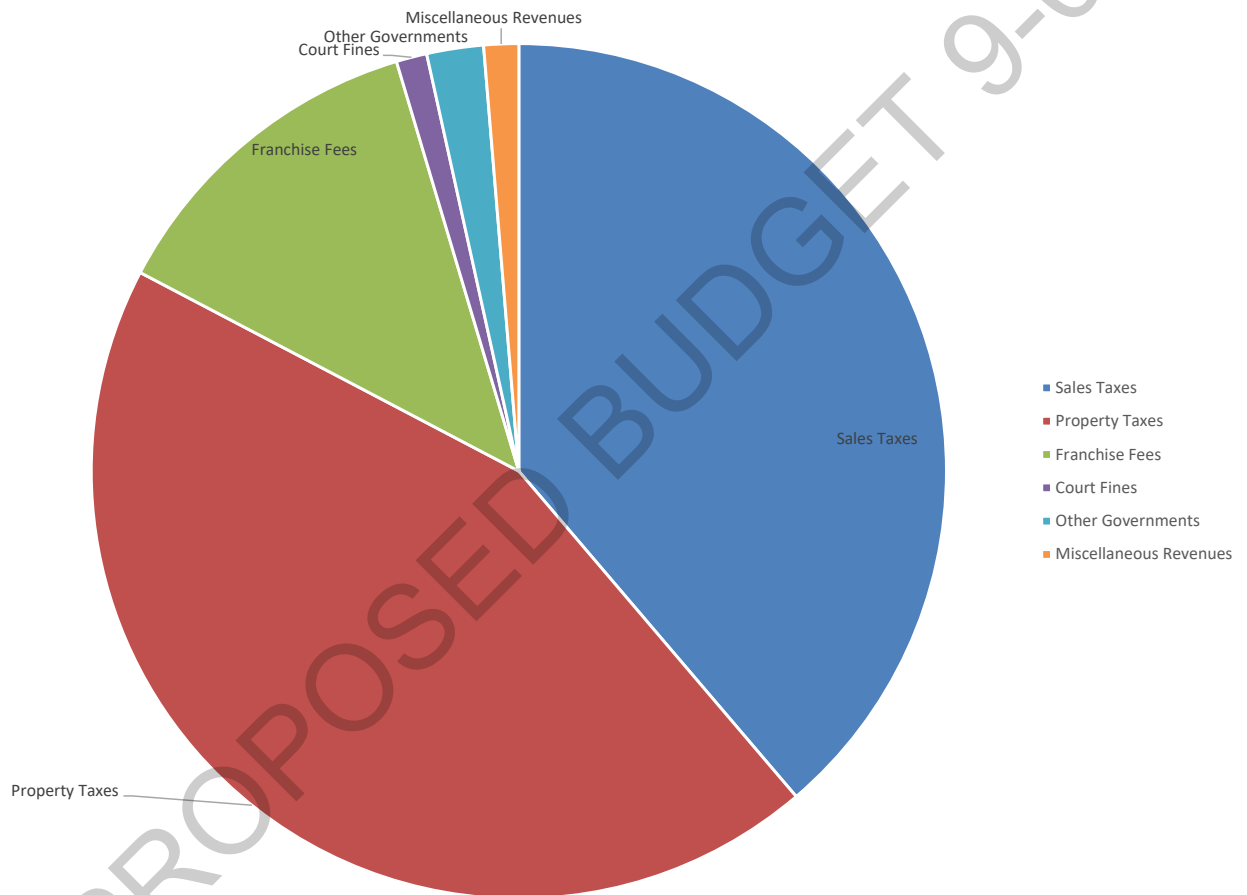
Without Freeze Rate (raise same revenue)	\$0.518
--	---------

Portion of Proposed Tax Rate That Will Subsidize Frozen Property	\$0.01734
---	-----------

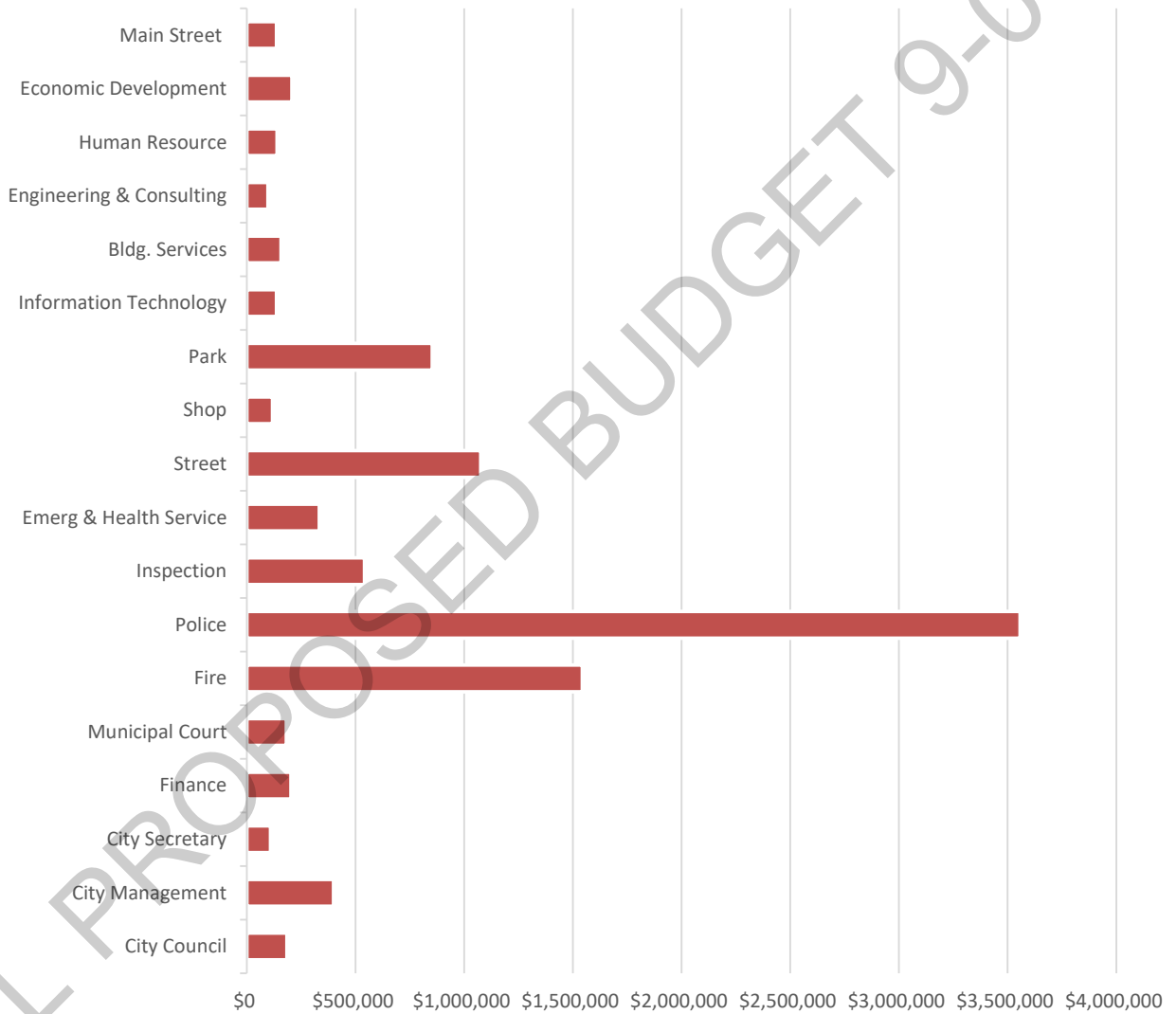
**All Revenues by Source
City of Levelland
FY 2024-2025 Budget**



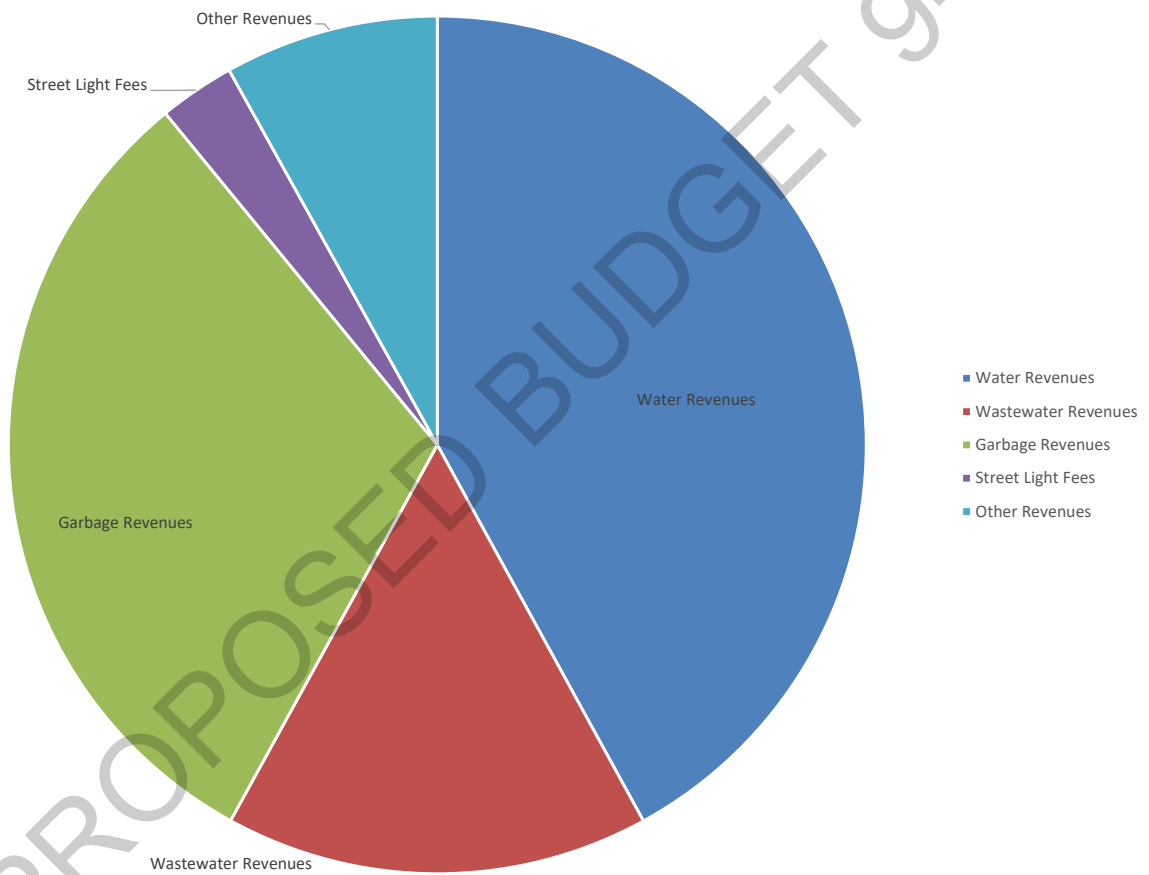
**General Fund Revenues by Type
City of Levelland
FY 2024-2025 Budget**



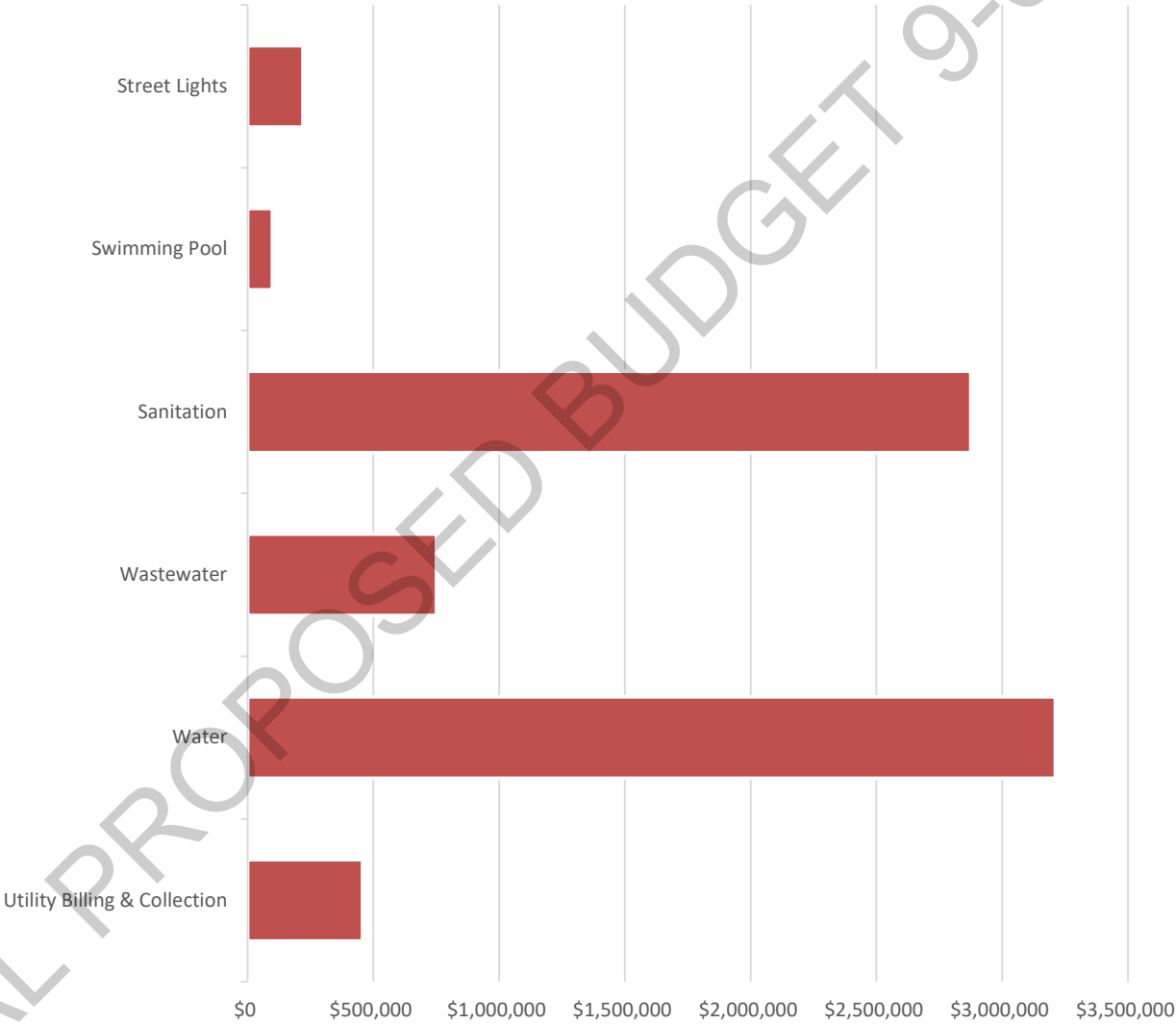
General Fund Expenditures by Type **City of Levelland** **FY 2024-2025 Budget**



**Enterprise Fund Revenues by Source
City of Levelland
FY 2024-2025 Budget**



Enterprise Fund Expenditures by Type
City of Levelland
FY 2024-2025 Budget



GENERAL FUND SUMMARY

Actual Balance October 1, 2023	\$4,819,124
Estimated Revenues FY 2023-24	\$10,096,082
Funds Available FY 2023-24	\$14,915,206
Estimated Expenditures FY 2023-24	<u>\$9,908,835</u>
Estimated Balance September 30, 2024	\$5,006,371
Estimated Revenues FY 2024-25	\$9,992,063
Funds Available FY 2024-25	\$14,998,434
Estimated Expenditures FY 2024-25	<u>\$9,976,943</u>
Capital Expenditures FY 2024-25	\$778,000
Operations & Maintenance (O&M) Expenditures FY 2024-25	<u>\$9,198,943</u>
Estimated Balance September 30, 2025	\$5,021,491

CITY OF LEVELLAND
FORMAL BUDGET REPORT
AS OF: SEPTEMBER 30TH, 2024

01 -GENERAL
REVENUES

	2022-2023 ACTUAL	2023-2024 BUDGET	2023-2024 PROJECTED	2024-2025 BUDGET
01-3101 CURRENT TAX COLLECTIONS	3,110,069	3,485,565	3,582,965	3,610,141
01-3102 DELINQUENT TAX COLLECTIONS	105,917	120,000	78,225	120,000
01-3103 PENALTY INTEREST	71,597	60,000	58,412	60,000
01-3104 FRANCHISE REFUSE COLLECTIONS	63,254	60,000	62,916	60,000
01-3105 FRANCHISE NATURAL GAS	179,564	200,000	190,493	200,000
01-3106 FRANCHISE ELECTRIC	777,293	720,000	752,732	775,000
01-3107 FRANCHISE TELEPHONE	57,939	80,000	58,443	60,000
01-3108 FRANCHISE CABLE TV	0	0	0	0
01-3109 SALES TAX	2,486,978	2,370,000	2,381,373	2,450,000
01-3110 MAIN STREET REVENUES	0	0	0	0
01-3111 LICENSE & OCCUPATION TAX	1,150	1,500	4,450	1,500
01-3112 ANIMAL LICENSE/LIVESTOCK	75	0	0	0
01-3113 BUILDING PERMITS	24,992	20,000	24,536	25,000
01-3114 ELECTRICAL PERMITS	30	0	0	0
01-3115 PLUMBING PERMITS	330	250	335	250
01-3116 DRILLING PERMITS	0	0	0	0
01-3117 HEALTH PERMIT	9,840	5,000	11,675	10,000
01-3118 INSPECTION SERVICES FOR COUNTY	0	0	0	0
01-3119 SALES TAX TO REDUCE AD VAL TX	310,872	287,500	295,547	295,000
01-3120 PERMIT PENALTIES	0	0	0	0
01-3121 STREET MAINTENANCE SALES TAX	621,745	575,000	589,093	600,000
01-3122 RV PARK PERMITS	900	1,000	550	1,000
01-3123 POLICE SECURITY	20,019	25,000	16,654	25,000
01-3124 MIXED BEVERAGE & SALES TAX	8,038	6,500	8,741	8,500
01-3125 BOND PROCEEDS	0	0	0	0
01-3126 GAME ROOM PERMIT	500	0	0	0
01-3127 MOWING FEES	11,222	0	32,243	0
01-3220 COURT FINES & FEES	115,453	150,000	82,888	100,000
01-3221 CRIMINAL JUSTICE	0	0	0	0
01-3222 LAW ENFORCEMENT OFFICERS FUND	0	0	0	0
01-3223 COMP TO VICTIMS OF CRIME	0	0	0	0
01-3224 MUN JUDGE'S TRAINING FUND	0	0	0	0
01-3225 ARREST BY STATE OFFICER	15	0	246	0
01-3226 OPER'S & CHAUF'S LICENSE FUND	0	0	0	0
01-3227 COMP REHAB FUND	0	0	0	0
01-3228 CRF ALCOHOL RELATED	0	0	0	0
01-3229 MISDEMEANOR COURT COST	0	0	0	0
01-3230 SCHOOL CROSSING & PASSING BUS	501	250	157	250
01-3231 CONSOLIDATED COURT COST	11,505	0	7,333	0
01-3232 FUGITIVE APPREHENSION	0	0	0	0
01-3233 JUV CRIME & DELINQUENCY	0	0	0	0
01-3234 MUN COURT BLDG SECURITY	0	0	0	0
01-3235 TIME PAYMENT FEES - STATE	(25)	0	50	0
01-3236 FAILURE TO APPEAR	0	0	130	0
01-3237 FTA OMNI BASE SERVICES	0	0	50	0
01-3238 SEAT BELT & CHILD SAFETY SYS	376	0	444	0
01-3239 BOND ESCROW	0	0	0	0

CITY OF LEVELLAND
 FORMAL BUDGET REPORT
 AS OF: SEPTEMBER 30TH, 2024

01 -GENERAL
 REVENUES

	2022-2023 ACTUAL	2023-2024 BUDGET	2023-2024 PROJECTED	2024-2025 BUDGET
01-3240 CORRECTIONAL MANAGEMENT	0	0	0	0
01-3241 STATE TRAFFIC FEE	5,082	0	3,402	0
01-3242 STATE JURY FEE	14	0	39	0
01-3243 JUDICIAL FEE- STATE	18	0	53	0
01-3244 COURT COLLECTION AGENCY FEES	0	0	323	0
01-3245 INDIGENT DEFENSE FUND	9	0	26	0
01-3246 CIVIL JUSTICE FEE - STATE	0	0	0	0
01-3247 CHILD PASSENGER SEAT SYS OFF	0	0	0	0
01-3248 TRUENCY PREVENTION FUND	7	0	14	0
01-3330 RENTS	22,110	17,500	34,723	20,000
01-3331 ROYALTIES	39,999	35,000	35,098	35,000
01-3332 INTEREST EARNED	180,345	100,000	185,421	150,000
01-3401 FEDERAL	0	0	0	0
01-3402 STATE	0	0	0	0
01-3403 LOCAL CONTRIBUTION	479,592	380,500	548,185	408,000
01-3404 DEVELOPERS CONTRIBUTION	0	0	0	0
01-3405 HOCKLEY COUNTY-EMERGENCY MGT	0	50,000	65,712	60,000
01-3409 SPORTS PARK SPONSORSHIPS	0	0	2,585	0
01-3411 LOAN REPAYMENT	0	0	0	0
01-3430 LOCAL JURY FUND	91	0	43	0
01-3499 OXY 1ST RESPONDER GRANT	0	0	0	0
01-3501 FIRE SERVICES TO COUNTY	57,125	125,000	120,960	125,000
01-3502 ANIMAL POUND FEES	2,405	3,000	1,815	3,000
01-3505 OTHER RECEIPTS/SECO	0	0	0	0
01-3506 OTHER RECEIPTS/MAIN STREET	0	0	0	0
01-3507 ZONE CHANGES & VARIANCES	350	1,500	750	1,500
01-3510 MISCELLANEOUS REVENUE	309,479	40,000	257,658	40,000
01-3511 INTERFUND TRANSFERS IN	581,987	489,730	489,730	747,922
01-3512 INTERFUND TRANSFERS OUT	0	0	0	0
01-3515 SALE OF ASSETS	20,000	0	0	0
01-3516 TAX ANTICIPATION NOTE	0	0	0	0
01-3517 LOAN PROCEEDS-INTERNAL FIN	0	108,000	108,000	0
01-3518 DONATIONS TO CITY	0	0	100	0
01-3519 LOAN PROCEEDS-EXTERNAL	0	0	0	0
01-3520 ANIMAL SHELTER DONATIONS	1,480	0	630	0
01-3523 DELAYED RECEIPTS-RECEIVABLE	0	0	0	0
01-3606 SERVICE CHARGE - RETURNED CHK	60	0	0	0
01-3609 WEB CONVENIENCE FEE	1,577	0	1,025	0
TOTAL REVENUES	9,691,879	9,517,795	10,096,082	9,992,063

GENERAL FUND EXPENDITURE SUMMARY

	Actual 2022-2023	Budgeted 2023-2024	Estimated 2023-2024	Projected 2024-2025
401 City Council	\$197,851	\$168,110	\$178,920	\$184,610
402 City Management	\$332,089	\$378,579	\$405,924	\$398,979
403 City Secretary	\$109,615	\$119,600	\$114,551	\$109,058
404 Finance	\$135,013	\$199,074	\$215,621	\$203,196
405 Municipal Court	\$153,585	\$161,172	\$169,197	\$181,801
406 Fire	\$1,316,799	\$1,505,377	\$1,370,555	\$1,543,478
407 Police	\$3,410,922	\$3,518,344	\$3,659,549	\$3,557,294
408 Inspection	\$372,981	\$416,241	\$387,762	\$541,455
409 Emerg & Health Service	\$514,591	\$272,181	\$268,968	\$332,831
410 Street	\$651,220	\$961,774	\$1,311,150	\$1,076,323
411 Shop	\$125,307	\$131,998	\$110,448	\$118,512
412 Park	\$1,153,454	\$898,851	\$990,056	\$853,680
413 Information Technology	\$104,782	\$110,000	\$126,060	\$137,000
414 Bldg. Services	\$145,063	\$152,750	\$153,117	\$157,050
415 Professional Services	\$73,097	\$97,500	\$82,242	\$97,500
416 Human Resources	\$80,933	\$112,951	\$53,748	\$138,811
417 Economic Development	\$180,363	\$192,568	\$192,881	\$207,699
418 Main Street	\$111,115	\$116,899	\$118,424	\$136,166
419 Developer's Capital	\$0	\$0	\$0	\$0
Total	\$9,168,780	\$9,513,969	\$9,909,173	\$9,975,443

CITY COUNCIL DEPARTMENT

Expenditure Summary:

Account Category	Actual 2022-2023	Budgeted 2023-2024	Estimated 2023-2024	Proposed 2024-2025
4100 Personnel Services	\$1,810	\$2,010	\$2,065	\$2,010
4200 Supplies	\$2,647	\$3,000	\$2,835	\$3,000
4400 Services	\$193,394	\$163,100	\$174,020	\$179,600
4500 Capital Outlay	\$0	\$0	\$0	\$0
TOTAL	\$197,851	\$168,110	\$178,920	\$184,610

Program Summary:

The City of Levelland's home rule Council-Manager form of government was originally adopted in a City Charter election in 1948 and implemented in 1949. Operating within the context of the City Charter the Council is responsible for appointing the City Manager, City Attorney, Police Chief, and Municipal Court Judge.

The City Council is the policy making body of the city government, exercising those powers granted by the City Charter, State law, and the State constitution. The Council provides legislative leadership in establishing ordinances, resolutions, and policies to enhance an efficient and effective administration of the City Departments to ensure that all citizens are provided with an equitable level of quality services; to further the orderly development of the City; and to promote the safety and welfare of its residents. All of this is done within the financial guidelines established in the Annual Budget that Council adopts.

Personnel Summary:

Position Classification	Authorized 2024-2025
Mayor	1
Councilmembers	4
Total Part-time Positions	5

LEGISLATIVE
01 -GENERAL
EXPENDITURES

CITY OF LEVELLAND
FORMAL BUDGET REPORT
AS OF: SEPTEMBER 30TH, 2024

	2022-2023 ACTUAL	2023-2024 BUDGET	2023-2024 PROJECTED	2024-2025 BUDGET
PERSONNEL SERVICES				
01-401-4111 SUPERVISION	0	0	0	0
01-401-4113 OPERATIONAL	1,800	2,000	2,000	2,000
01-401-4114 CASUAL	0	0	0	0
01-401-4115 OVERTIME	0	0	0	0
01-401-4117 STABILITY PAY	0	0	0	0
01-401-4121 WORKER'S COMPENSATION	10	10	10	10
01-401-4122 GROUP INSURANCE	0	0	55	0
01-401-4131 BONDS AND FILING FEES	0	0	0	0
01-401-4141 RETIREMENT	0	0	0	0
01-401-4142 FICA	0	0	0	0
TOTAL PERSONNEL SERVICES	1,810	2,010	2,065	2,010
SUPPLIES				
01-401-4211 OFFICE SUPPLIES	167	500	500	500
01-401-4212 POSTAGE	0	0	0	0
01-401-4213 MINOR TOOLS & EQUIPMENT	0	0	0	0
01-401-4217 PINS & AWARDS	2,479	2,500	2,335	2,500
01-401-4218 SAFETY SUPPLIES	0	0	0	0
01-401-4219 FURNISHINGS & FIXTURES	0	0	0	0
TOTAL SUPPLIES	2,647	3,000	2,835	3,000
REPAIRS & MAINTENANCE				
01-401-4361 OTHER EQUIPMENT	0	0	0	0
01-401-4391 SOFTWARE & COMPUTER MAINTENANC	0	0	0	0
TOTAL REPAIRS & MAINTENANCE	0	0	0	0
SERVICES				
01-401-4411 COMMUNICATIONS	3,743	3,000	2,675	3,000
01-401-4413 ADVERTISING	0	0	0	0
01-401-4421 INSURANCE	11,652	12,700	9,961	12,700
01-401-4431 PROFESSIONAL SERVICES	56,165	42,500	42,500	42,500
01-401-4441 TRAVEL & MEETINGS	5,345	4,000	5,459	5,500
01-401-4442 TRAINING	930	2,500	2,500	2,500
01-401-4451 DUES & SUBSCRIPTIONS	8,728	5,400	5,276	5,400
01-401-4461 CONTRIBUTIONS	0	0	0	0
01-401-4475 ELECTIONS EXPENDITURES	12,705	13,000	12,700	13,000
01-401-4481 ALL OTHER	94,126	80,000	92,949	95,000
TOTAL SERVICES	193,394	163,100	174,020	179,600
CAPITAL OUTLAY				
01-401-4541 MACHINERY & EQUIPMENT	0	0	0	0
TOTAL CAPITAL OUTLAY	0	0	0	0
TOTAL LEGISLATIVE	197,851	168,110	178,919	184,610

CITY MANAGEMENT

Expenditure Summary:

Account Category	Actual 2022-2023	Budgeted 2023-2024	Estimated 2023-2024	Proposed 2024-2025
4100 Personnel Services	\$319,859	\$356,379	\$355,414	\$362,979
4200 Supplies	\$1,087	\$1,500	\$5,647	\$3,000
4300 Maintenance	\$0	\$1,000	\$1,000	\$1,000
4400 Services	\$11,143	\$19,700	\$43,863	\$32,000
4500 Capital Outlay	\$0	\$0	\$0	\$0
TOTAL	\$332,089	\$378,579	\$405,924	\$398,979

Program Summary:

The City Management department provides direction and control to the other divisions and departments in the organization and other services as provided for in the City Charter, Code of Ordinances, and State law. The City Manager is the administrative head of the municipal government and is appointed by the City Council. The Assistant City Manager provides support to the City Manager, focusing primarily on organizational issues.

The City Manager is responsible to the City Council for the execution of policies adopted by that body, to develop the proposed annual budget, and to advise the Council and make recommendations to it when appropriate. This Department has general responsibility for providing for the efficient, effective, and equitable administration of all City departments and appropriate levels of service delivery within the guidelines of the annual budget.

Personnel Summary:

Position Classification	Authorized 2024-2025
City Manager	1
Assistant City Manager	1
Total Full-time Positions	2

01 -GENERAL
EXPENDITURES

	2022-2023 ACTUAL	2023-2024 BUDGET	2023-2024 PROJECTED	2024-2025 BUDGET
PERSONNEL SERVICES				
01-402-4111 SUPERVISION	249,267	274,847	274,847	278,442
01-402-4115 OVERTIME	0	0	0	0
01-402-4116 LONGEVITY	660	912	912	960
01-402-4117 STABILITY PAY	825	850	850	1,100
01-402-4121 WORKER'S COMPENSATION	444	466	580	466
01-402-4122 GROUP INSURANCE	14,576	17,280	16,201	17,280
01-402-4131 BONDS AND FILING FEES	175	350	350	350
01-402-4141 RETIREMENT	24,251	30,241	30,241	30,650
01-402-4142 FICA	19,236	20,033	20,033	22,331
01-402-4152 AUTO ALLOWANCE	10,425	11,400	11,400	11,400
01-402-4190 WC REIMBURSEMENT	0	0	0	0
TOTAL PERSONNEL SERVICES	319,859	356,379	355,414	362,979
SUPPLIES				
01-402-4211 OFFICE SUPPLIES	1,087	1,000	2,091	2,000
01-402-4212 POSTAGE	0	0	0	0
01-402-4213 MINOR TOOLS & EQUIPMENT	0	500	3,557	1,000
01-402-4214 FUEL	0	0	0	0
01-402-4219 FURNISHINGS & FIXTURES	0	0	0	0
TOTAL SUPPLIES	1,087	1,500	5,647	3,000
REPAIRS & MAINTENANCE				
01-402-4351 MOTOR VEHICLES	0	0	0	0
01-402-4361 OTHER EQUIPMENT	0	0	0	0
01-402-4391 SOFTWARE & COMPUTER MAINTENANC	0	1,000	1,000	1,000
TOTAL REPAIRS & MAINTENANCE	0	1,000	1,000	1,000
SERVICES				
01-402-4411 COMMUNICATIONS	1,743	2,500	1,685	2,500
01-402-4421 INSURANCE	0	0	1,128	0
01-402-4422 VEHICLE INSURANCE	0	0	64	0
01-402-4431 PROFESSIONAL SERVICES	170	5,000	13,871	5,000
01-402-4432 HIRE OF EQUIPMENT	0	0	0	0
01-402-4441 TRAVEL & MEETINGS	3,592	7,000	17,105	15,000
01-402-4442 TRAINING	2,097	3,500	6,008	5,000
01-402-4451 DUES & SUBSCRIPTIONS	3,541	1,700	4,002	4,500
01-402-4481 ALL OTHER	0	0	0	0
TOTAL SERVICES	11,143	19,700	43,863	32,000
CAPITAL OUTLAY				
01-402-4541 MACHINERY & EQUIPMENT	0	0	0	0
TOTAL CAPITAL OUTLAY	0	0	0	0
TOTAL CITY MANAGEMENT	332,089	378,579	405,924	398,979

CITY SECRETARY DEPARTMENT

Expenditure Summary:

Account Category	Actual 2022-2023	Budgeted 2023-2024	Estimated 2023-2024	Proposed 2024-2025
4100 Personnel Services	\$79,238	\$88,420	\$88,046	\$90,878
4200 Supplies	\$659	\$900	\$773	\$900
4300 Maintenance	\$0	\$1,200	\$1,200	\$1,200
4400 Services	\$29,718	\$29,080	\$24,532	\$16,080
4500 Capital Outlay	\$0	\$0	\$0	\$0
TOTAL	\$109,615	\$119,600	\$114,551	\$109,058

Program Summary:

The City Secretary is the custodian of the City's official records and is responsible for administrative support to the city council. This position is also responsible for conducting city elections at the direction of the city council, giving notice of council meetings, keeping the Council minutes, authenticating all ordinances and resolutions, and preserving and keeping all books, papers, records and files of the City Council.

Personnel Summary:

Position Classification	Authorized 2024-2025
City Secretary	1
Total Full-time Positions	1

01 -GENERAL
EXPENDITURES

	2022-2023 ACTUAL	2023-2024 BUDGET	2023-2024 PROJECTED	2024-2025 BUDGET
PERSONNEL SERVICES				
01-403-4111 SUPERVISION	58,384	64,400	64,400	66,332
01-403-4113 OPERATIONAL	0	0	0	0
01-403-4114 CASUAL	0	0	0	0
01-403-4115 OVERTIME	0	0	0	0
01-403-4116 LONGEVITY	160	288	288	336
01-403-4117 STABILITY PAY	300	400	400	500
01-403-4121 WORKER'S COMPENSATION	221	232	290	232
01-403-4122 GROUP INSURANCE	7,848	8,760	8,328	8,760
01-403-4131 BONDS AND FILING FEES	324	400	400	400
01-403-4141 RETIREMENT	5,632	7,023	7,023	7,242
01-403-4142 FICA	4,569	5,117	5,117	5,276
01-403-4152 AUTO ALLOWANCE	1,800	1,800	1,800	1,800
01-403-4190 WC REIMBURSEMENT	0	0	0	0
TOTAL PERSONNEL SERVICES	79,238	88,420	88,046	90,878
SUPPLIES				
01-403-4211 OFFICE SUPPLIES	659	900	773	900
01-403-4212 POSTAGE	0	0	0	0
01-403-4213 MINOR TOOLS & EQUIPMENT	0	0	0	0
01-403-4219 FURNISHINGS & FIXTURES	0	0	0	0
TOTAL SUPPLIES	659	900	773	900
REPAIRS & MAINTENANCE				
01-403-4361 OTHER EQUIPMENT	0	0	0	0
01-403-4391 SOFTWARE & COMPUTER MAINTENANC	0	1,200	1,200	1,200
TOTAL REPAIRS & MAINTENANCE	0	1,200	1,200	1,200
SERVICES				
01-403-4411 COMMUNICATIONS	619	1,080	866	1,080
01-403-4413 ADVERTISING	27,184	23,500	17,597	10,000
01-403-4421 INSURANCE	0	0	498	0
01-403-4431 PROFESSIONAL SERVICES	0	0	101	0
01-403-4432 HIRE OF EQUIPMENT	0	0	0	0
01-403-4441 TRAVEL & MEETINGS	661	2,000	2,759	2,500
01-403-4442 TRAINING	475	1,500	1,695	1,500
01-403-4451 DUES & SUBSCRIPTIONS	780	1,000	1,015	1,000
01-403-4481 ALL OTHER	0	0	0	0
TOTAL SERVICES	29,718	29,080	24,532	16,080
CAPITAL OUTLAY				
01-403-4541 MACHINERY & EQUIPMENT	0	0	0	0
TOTAL CAPITAL OUTLAY	0	0	0	0
TOTAL CITY SECRETARY	109,615	119,600	114,551	109,058

FINANCE DEPARTMENT

Expenditure Summary:

Account Category	Actual 2022-2023	Budgeted 2023-2024	Estimated 2023-2024	Proposed 2024-2025
4100 Personnel Services	\$75,919	\$128,024	\$85,000	\$128,296
4200 Supplies	\$404	\$750	\$1,432	\$2,600
4300 Maintenance	\$0	\$600	\$0	\$600
4400 Services	\$58,690	\$69,700	\$129,189	\$71,700
4500 Capital Outlay	\$0	\$0	\$0	\$0
TOTAL	\$135,013	\$199,074	\$215,621	\$203,196

Program Summary:

The Finance Department is responsible for all of the City's financial functions. All accounting control is maintained in this office. All funds and investments are maintained in accordance with generally accepted municipal accounting procedures, City ordinances, and State laws and regulations. The Department provides accounting and bookkeeping services for other divisions and departments.

The Department also provides all financial reporting, supervision of utility billing and collections, internal

Personnel Summary:

Position Classification	Authorized 2024-2025
Director of Finance	1
Total Full-time Positions	1

01 -GENERAL

EXPENDITURES

	2022-2023 ACTUAL	2023-2024 BUDGET	2023-2024 PROJECTED	2024-2025 BUDGET
PERSONNEL SERVICES				
01-404-4111 SUPERVISION	60,171	98,713	66,520	99,184
01-404-4112 CLERICAL	0	0	0	0
01-404-4114 CASUAL	0	0	0	0
01-404-4115 OVERTIME	0	0	0	0
01-404-4116 LONGEVITY	98	288	0	96
01-404-4117 STABILITY PAY	300	400	0	75
01-404-4121 WORKER'S COMPENSATION	221	232	292	232
01-404-4122 GROUP INSURANCE	4,915	7,800	3,331	7,800
01-404-4131 BONDS AND FILING FEES	250	750	1,000	750
01-404-4141 RETIREMENT	5,387	10,437	7,007	10,621
01-404-4142 FICA	4,481	7,604	5,051	7,738
01-404-4152 AUTO ALLOWANCE	95	1,800	1,800	1,800
01-404-4190 WC REIMBURSEMENT	0	0	0	0
TOTAL PERSONNEL SERVICES	75,919	128,024	85,000	128,296
SUPPLIES				
01-404-4211 OFFICE SUPPLIES	404	650	1,432	800
01-404-4213 MINOR TOOLS & EQUIPMENT	0	100	0	1,800
01-404-4214 FUEL	0	0	0	0
01-404-4219 FURNISHINGS & FIXTURES	0	0	0	0
TOTAL SUPPLIES	404	750	1,432	2,600
REPAIRS & MAINTENANCE				
01-404-4361 OTHER EQUIPMENT	0	0	0	0
01-404-4391 SOFTWARE & COMPUTER MAINTENANC	0	600	0	600
TOTAL REPAIRS & MAINTENANCE	0	600	0	600
SERVICES				
01-404-4411 COMMUNICATIONS	463	600	680	600
01-404-4421 INSURANCE	0	0	498	0
01-404-4431 PROFESSIONAL SERVICES	54,333	64,000	124,372	64,000
01-404-4432 HIRE OF EQUIPMENT	0	0	0	0
01-404-4441 TRAVEL & MEETINGS	2,201	2,000	1,274	3,000
01-404-4442 TRAINING	0	1,500	1,315	2,500
01-404-4451 DUES & SUBSCRIPTIONS	1,693	1,600	1,049	1,600
01-404-4481 ALL OTHER	0	0	0	0
TOTAL SERVICES	58,690	69,700	129,189	71,700
CAPITAL OUTLAY				
01-404-4541 MACHINERY & EQUIPMENT	0	0	0	0
TOTAL CAPITAL OUTLAY	0	0	0	0
TOTAL FINANCE	135,013	199,074	215,621	203,196

MUNICIPAL COURT DEPARTMENT

Expenditure Summary:

Account Category	Actual 2022-2023	Budgeted 2023-2024	Estimated 2023-2024	Proposed 2024-2025
4100 Personnel Services	\$136,337	\$142,422	\$145,094	\$151,001
4200 Supplies	\$1,389	\$2,350	\$1,171	\$2,750
4300 Maintenance	\$7,875	\$11,000	\$8,577	\$11,000
4400 Services	\$7,984	\$5,400	\$14,355	\$17,050
4500 Capital Outlay	\$0	\$0	\$0	\$0
TOTAL	\$153,585	\$161,172	\$169,197	\$181,801

Program Summary:

The Municipal Court is the judicial branch of a city government and provides for the disposition of misdemeanor criminal, traffic, and code of ordinances cases. These are cases arising within the jurisdiction of the City of Levelland under the laws of the State of Texas and the Code of Ordinances where the penalty does not exceed a maximum established by State law.

The Municipal Court Judge is responsible for presiding over Class C misdemeanor cases, levying and collecting fines, maintaining Court dockets, issuing warrants, conducting trials, preparing reports, and handling other matters necessary for the operation of the office and ensuring that all citizens are justly treated within the scope of the laws. The Judge hears criminal cases that are Class C misdemeanors including traffic violation cases and city ordinance violation cases. Accordingly, the Judge is responsible for imposing penalties, monitoring defendant compliance, and working closely with law enforcement, probation officers, and other city officials. The Department's goal is to provide for the efficient, effective and equitable disposition of charges filed in the Municipal Court to ensure the safety and quality of life for the community.

Personnel Summary:

Position Classification	Authorized 2024-2025
Municipal Court Judge	1
Municipal Court Clerk	1
Total Full-time Positions	2

MUNICIPAL COURT

CITY OF LEVELLAND
FORMAL BUDGET REPORT
AS OF: SEPTEMBER 30TH, 202401 -GENERAL
EXPENDITURES

	2022-2023 ACTUAL	2023-2024 BUDGET	2023-2024 PROJECTED	2024-2025 BUDGET
PERSONNEL SERVICES				
01-405-4111 SUPERVISION	59,263	61,100	61,100	62,933
01-405-4112 CLERICAL	37,253	39,106	42,766	44,353
01-405-4114 CASUAL	0	0	0	0
01-405-4115 OVERTIME	0	400	400	500
01-405-4116 LONGEVITY	1,956	2,016	1,904	2,112
01-405-4117 STABILITY PAY	2,500	2,250	2,250	2,250
01-405-4121 WORKER'S COMPENSATION	444	320	577	320
01-405-4122 GROUP INSURANCE	16,022	15,600	14,522	15,600
01-405-4131 BONDS AND FILING FEES	100	150	100	150
01-405-4141 RETIREMENT	9,550	11,200	11,197	11,954
01-405-4142 FICA	7,319	8,160	8,160	8,709
01-405-4152 AUTO ALLOWANCE	1,929	1,800	1,800	1,800
01-405-4190 WC REIMBURSEMENT	0	320	320	320
TOTAL PERSONNEL SERVICES	136,337	142,422	145,094	151,001
SUPPLIES				
01-405-4211 OFFICE SUPPLIES	1,389	2,100	1,171	2,500
01-405-4212 POSTAGE	0	0	0	0
01-405-4213 MINOR TOOLS & EQUIPMENT	0	250	0	250
01-405-4219 FURNISHINGS & FIXTURES	0	0	0	0
TOTAL SUPPLIES	1,389	2,350	1,171	2,750
REPAIRS & MAINTENANCE				
01-405-4341 MACHINERY	0	0	0	0
01-405-4361 OTHER EQUIPMENT	0	0	0	0
01-405-4391 SOFTWARE & COMPUTER MAINTENANC	7,875	11,000	8,577	11,000
TOTAL REPAIRS & MAINTENANCE	7,875	11,000	8,577	11,000
SERVICES				
01-405-4411 COMMUNICATIONS	1,032	1,050	704	1,200
01-405-4412 UTILITIES	0	0	43	0
01-405-4421 INSURANCE	0	0	997	0
01-405-4431 PROFESSIONAL SERVICES	5,617	2,500	12,085	14,000
01-405-4432 HIRE OF EQUIPMENT	0	0	0	0
01-405-4441 TRAVEL & MEETINGS	575	750	0	750
01-405-4442 TRAINING	710	750	375	750
01-405-4451 DUES & SUBSCRIPTIONS	50	100	50	100
01-405-4481 ALL OTHER	0	250	100	250
TOTAL SERVICES	7,984	5,400	14,355	17,050
CAPITAL OUTLAY				
01-405-4541 MACHINERY & EQUIPMENT	0	0	0	0
TOTAL CAPITAL OUTLAY	0	0	0	0
TOTAL MUNICIPAL COURT	153,585	161,172	169,197	181,801

FIRE DEPARTMENT

Expenditure Summary:

Account Category	Actual 2022-2023	Budgeted 2023-2024	Estimated 2023-2024	Proposed 2024-2025
4100 Personnel Services	\$793,065	\$904,272	\$853,159	\$930,852
4200 Supplies	\$126,262	\$172,550	\$128,934	\$174,050
4300 Maintenance	\$97,358	\$101,600	\$89,766	\$101,600
4400 Services	\$300,114	\$250,955	\$224,278	\$251,976
4500 Capital Outlay	\$0	\$76,000	\$74,558	\$85,000
TOTAL	\$1,316,799	\$1,505,377	\$1,370,695	\$1,543,478

Program Summary:

The Fire Department provides fire prevention and suppression services necessary for the protection of lives and property within the City of Levelland, in the unincorporated areas of Hockley County under a contract, and to other communities through Mutual Aid Agreements. The Department is made up of eight full time paid personnel and up to twenty-five volunteer firefighters.

The Fire Department responds to fire alarms for residential, business, and industrial concerns; rural structural and grass fires; and other locations that fire fighting or rescue services are needed. In addition to these responsibilities an active fire prevention program is maintained which includes regular inspections of schools and businesses, demonstrations of rescue techniques, and public education. Other duties include the maintenance of all fire fighting equipment and vehicles, plus conducting a training and educational program for full-time and volunteer personnel.

The Department's overall mission is to provide a high level of service through effective educational and prevention programs and to minimize the loss of life and property through rapid and effective responses to emergency situations.

Personnel Summary:

Position Classification	Authorized 2024-2025
Fire Chief	1
Fire Marshall	1
Shift Supervisor	3
Firefighters	4
Total Full-time Positions	9
Authorized Volunteer Firefighters	25
Total Part-time Positions	25

01 -GENERAL
EXPENDITURES

	2022-2023 ACTUAL	2023-2024 BUDGET	2023-2024 PROJECTED	2024-2025 BUDGET
PERSONNEL SERVICES				
01-406-4111 SUPERVISION	82,745	89,310	91,110	93,789
01-406-4113 OPERATIONAL	394,569	463,928	434,433	477,567
01-406-4114 CASUAL	47,749	40,000	32,302	40,000
01-406-4115 OVERTIME	68,170	65,000	78,502	70,000
01-406-4116 LONGEVITY	4,138	5,328	4,506	5,712
01-406-4117 STABILITY PAY	5,000	5,575	5,475	6,625
01-406-4121 WORKER'S COMPENSATION	18,585	19,514	21,869	22,000
01-406-4122 GROUP INSURANCE	72,163	84,960	69,034	83,280
01-406-4131 BONDS AND FILING FEES	370	0	0	0
01-406-4141 RETIREMENT	51,697	66,585	61,763	68,449
01-406-4142 FICA	43,639	51,572	46,165	52,930
01-406-4151 APPAREL	4,239	12,500	8,000	10,500
01-406-4152 AUTO ALLOWANCE	0	0	0	0
01-406-4190 WC REIMBURSEMENT	0	0	0	0
01-406-4191 OTHER REIMBURSEMENTS	0	0	0	0
TOTAL PERSONNEL SERVICES	793,065	904,272	853,159	930,852
SUPPLIES				
01-406-4211 OFFICE SUPPLIES	6,407	3,500	3,483	3,500
01-406-4212 POSTAGE	112	100	79	100
01-406-4213 MINOR TOOLS & EQUIPMENT	54,460	65,000	40,561	65,000
01-406-4214 FUEL	18,591	25,000	20,198	25,000
01-406-4215 FOOD	1,592	2,500	2,328	2,500
01-406-4216 LAUNDRY & CLEANING	2,387	2,000	3,500	3,500
01-406-4218 SAFETY SUPPLIES	42,326	60,250	49,485	60,250
01-406-4219 FURNISHINGS & FIXTURES	0	0	0	0
01-406-4221 CHEMICAL	161	8,500	8,396	8,500
01-406-4222 AGRICULTURAL & BOTANICAL	0	0	0	0
01-406-4231 ALL OTHER	225	5,700	903	5,700
TOTAL SUPPLIES	126,262	172,550	128,934	174,050
REPAIRS & MAINTENANCE				
01-406-4321 BUILDINGS	20,389	12,500	11,241	12,500
01-406-4331 OTHER STRUCTURES	1,547	5,000	4,000	5,000
01-406-4341 MACHINERY	2,714	7,500	5,759	7,500
01-406-4351 MOTOR VEHICLES	61,409	65,000	59,281	65,000
01-406-4361 OTHER EQUIPMENT	11,299	8,600	7,745	8,600
01-406-4391 SOFTWARE & COMPUTER MAINTENANC	0	3,000	1,740	3,000
TOTAL REPAIRS & MAINTENANCE	97,358	101,600	89,766	101,600
SERVICES				
01-406-4411 COMMUNICATIONS	11,647	15,000	9,374	15,000
01-406-4412 UTILITIES	39,189	39,982	25,932	39,982
01-406-4421 INSURANCE	28,353	27,522	34,669	27,522
01-406-4422 VEHICLE INSURANCE	10,819	11,330	11,169	11,330

FIRE

CITY OF LEVELLAND
 FORMAL BUDGET REPORT
 AS OF: SEPTEMBER 30TH, 2024

01 -GENERAL
 EXPENDITURES

	2022-2023 ACTUAL	2023-2024 BUDGET	2023-2024 PROJECTED	2024-2025 BUDGET
01-406-4431 PROFESSIONAL SERVICES	32,760	12,000	7,990	12,000
01-406-4432 HIRE OF EQUIPMENT	77	0	241	0
01-406-4441 TRAVEL & MEETINGS	14,307	15,400	8,745	15,400
01-406-4442 TRAINING	7,920	14,800	14,440	14,800
01-406-4451 DUES & SUBSCRIPTIONS	9,282	11,000	6,941	11,000
01-406-4481 ALL OTHER (VOLUNTEER RET)	3,578	10,000	10,856	11,000
01-406-4493 PAYMENTS-EXTERNAL FINANCE	69,096	69,096	71,441	73,887
01-406-4494 INTEREST PAYMENT	15,322	15,322	12,977	10,552
01-406-4499 PAYMENTS-CAPITAL FINANCE FUND	<u>57,765</u>	<u>9,503</u>	<u>9,503</u>	<u>9,503</u>
TOTAL SERVICES	300,114	250,955	224,278	251,976
<u>CAPITAL OUTLAY</u>				
01-406-4511 LAND	0	0	0	0
01-406-4521 BUILDINGS	50	0	0	0
01-406-4531 OTHER STRUCTURES	0	0	0	0
01-406-4541 MACHINERY & EQUIPMENT	1,300	76,000	74,558	85,000
01-406-4544 INTERNALLY FINANCED EQUIPMENT	0	0	0	0
01-406-4551 MOTOR VEHICLES	<u>0</u>	<u>0</u>	<u>(140)</u>	<u>0</u>
TOTAL CAPITAL OUTLAY	<u>1,350</u>	<u>76,000</u>	<u>74,418</u>	<u>85,000</u>
TOTAL FIRE	<u>1,318,149</u>	<u>1,505,377</u>	<u>1,370,555</u>	<u>1,543,478</u>

POLICE DEPARTMENT

Expenditure Summary:

Account Category	Actual 2022-2023	Budgeted 2023-2024	Estimated 2023-2024	Proposed 2024-2025
4100 Personnel Services	\$2,667,449	\$3,007,975	\$2,689,555	\$2,954,894
4200 Supplies	\$137,690	\$133,150	\$113,962	\$137,900
4300 Maintenance	\$100,740	\$110,355	\$129,333	\$113,000
4400 Services	\$330,932	\$236,864	\$407,965	\$240,500
4500 Capital Outlay	\$174,111	\$30,000	\$318,734	\$111,000
TOTAL	\$ 3,410,922	\$ 3,518,344	\$ 3,659,549	\$ 3,557,294

Program Summary:

The Police Department provides routine law enforcement activities to protect life and property through enforcement of state laws and City Ordinances through a combination of proactive, reactive and community policing techniques. It also provides communications services including dispatching for the Police department, Fire department, Sheriff's office, Department of Public Safety, ambulance service, 911 service, and other communities as needed. The other area of service encompassed within this department is Animal Control which provides enforcement of animal control ordinances, catching animals running at large in violation of the ordinances, investigating rabies cases, and picking up dead animals.

The Police Department is the largest department within the City organization in terms of personnel due to the 24-hour a day nature of its operations and it is headed by the Chief of Police who is charged with the planning and management of the department. The Chief of Police evaluates the law enforcement needs of the community and plans the activities of the department in a manner which will enhance the service provided and best meet the identified needs. The activities involved in providing these services include traffic law enforcement, crime prevention and detection efforts, criminal investigation, apprehension of violators, appropriate communications, animal control, and related activities.

The overall mission of the Police Department is to enforce laws in a legal, ethical, and equitable manner; and to provide timely and effective responses to both emergency and non-emergency calls for service.

Personnel Summary:

Full-Time Positions

Position Classification	Authorized 2024-2025
Police Chief	1
Captain	2
Sergeant	5
Detective	2
School Resource Officer	3
K-9 Officer	1

Patrol Officer	13
Crisis Intervention Officer	1
Administrative Secretary	1
Senior Dispatcher	1
Dispatcher	7
Animal Warden	3
Total Full-time Positions	40

Part-time Positions

Police Reserves (authorized)	19
Dispatchers	1
Warrant Officer	1
Total Part-time Positions	21

01 -GENERAL
EXPENDITURES

	2022-2023 ACTUAL	2023-2024 BUDGET	2023-2024 PROJECTED	2024-2025 BUDGET
PERSONNEL SERVICES				
01-407-4111 SUPERVISION	94,013	103,777	96,193	123,442
01-407-4112 CLERICAL	313,096	378,736	328,519	389,463
01-407-4113 OPERATIONAL	1,472,746	1,622,623	1,437,494	1,562,380
01-407-4114 CASUAL	2,403	10,000	0	10,000
01-407-4115 OVERTIME	103,342	75,000	158,806	75,000
01-407-4116 LONGEVITY	10,244	16,128	9,584	16,128
01-407-4117 STABILITY PAY	16,400	17,375	13,900	17,375
01-407-4121 WORKER'S COMPENSATION	47,825	50,216	50,084	50,216
01-407-4122 GROUP INSURANCE	254,340	306,600	215,730	291,000
01-407-4131 BONDS AND FILING FEES	235	300	214	300
01-407-4141 RETIREMENT	185,570	235,582	213,099	230,468
01-407-4142 FICA	149,450	171,638	156,329	169,122
01-407-4151 APPAREL	17,784	20,000	9,604	20,000
01-407-4152 AUTO ALLOWANCE	0	0	0	0
01-407-4190 WC REIMBURSEMENT	0	0	0	0
01-407-4191 OTHER REIMBURSEMENTS	0	0	0	0
TOTAL PERSONNEL SERVICES	2,667,449	3,007,975	2,689,555	2,954,894
SUPPLIES				
01-407-4211 OFFICE SUPPLIES	5,544	7,500	6,468	7,500
01-407-4212 POSTAGE	81	400	736	400
01-407-4213 MINOR TOOLS & EQUIPMENT	24,557	17,000	13,124	17,000
01-407-4214 FUEL	79,882	80,000	67,545	80,000
01-407-4215 FOOD	1,800	3,500	2,372	4,500
01-407-4216 LAUNDRY-CLEANING	3,553	3,250	3,297	5,000
01-407-4218 SAFETY SUPPLIES	20,564	20,000	18,599	20,000
01-407-4219 FURNISHINGS & FIXTURES	0	0	0	0
01-407-4221 CHEMICAL	1,709	1,500	1,821	3,500
TOTAL SUPPLIES	137,690	133,150	113,962	137,900
REPAIRS & MAINTENANCE				
01-407-4321 BUILDINGS	2,080	3,000	12,176	3,000
01-407-4341 MACHINERY	3,203	5,000	2,520	5,000
01-407-4351 MOTOR VEHICLES	41,309	35,000	57,022	35,000
01-407-4361 OTHER EQUIPMENT	1,399	5,000	4,690	5,000
01-407-4391 SOFTWARE & COMPUTER MAINTENANC	52,750	62,355	52,925	65,000
TOTAL REPAIRS & MAINTENANCE	100,740	110,355	129,333	113,000
SERVICES				
01-407-4411 COMMUNICATIONS	39,332	40,000	36,298	38,000
01-407-4412 UTILITIES	20,080	21,000	20,590	21,000
01-407-4421 INSURANCE	29,175	30,000	37,893	30,000
01-407-4422 VEHICLE INSURANCE	17,665	18,000	16,900	18,000
01-407-4431 PROFESSIONAL SERVICES	8,931	17,500	21,312	67,500
01-407-4432 HIRE OF EQUIPMENT	19,704	17,500	15,104	17,500

POLICE

CITY OF LEVELLAND
FORMAL BUDGET REPORT
AS OF: SEPTEMBER 30TH, 202401 -GENERAL
EXPENDITURES

	2022-2023 ACTUAL	2023-2024 BUDGET	2023-2024 PROJECTED	2024-2025 BUDGET
01-407-4441 TRAVEL & MEETINGS	13,900	20,000	12,172	20,000
01-407-4442 TRAINING	11,016	15,000	2,036	15,000
01-407-4451 DUES & SUBSCRIPTIONS	5,851	4,500	4,542	4,500
01-407-4481 ALL OTHER	8,629	9,000	7,832	9,000
01-407-4493 PAYMENTS - EXTERNAL FINANCING	44,361	39,964	44,435	0
01-407-4494 INTEREST - EXTERNAL FINANCING	0	4,400	0	0
01-407-4499 PAYMENTS-CAPITAL FINANCE FUND	<u>112,288</u>	<u>0</u>	<u>188,852</u>	<u>0</u>
TOTAL SERVICES	330,932	236,864	407,965	240,500
CAPITAL OUTLAY				
01-407-4521 BUILDINGS	111	30,000	29,201	30,000
01-407-4531 OTHER IMPROVEMENTS	0	0	0	0
01-407-4541 MACHINERY & EQUIPMENT	0	0	241,240	81,000
01-407-4544 INTERNALLY FINANCED EQUIPMENT	174,000	0	0	0
01-407-4551 MOTOR VEHICLES	<u>0</u>	<u>0</u>	<u>48,294</u>	<u>0</u>
TOTAL CAPITAL OUTLAY	<u>174,111</u>	<u>30,000</u>	<u>318,734</u>	<u>111,000</u>
TOTAL POLICE	<u>3,410,920</u>	<u>3,518,344</u>	<u>3,659,550</u>	<u>3,557,294</u>

INSPECTION DEPARTMENT

Expenditure Summary:

Account Category	Actual 2022-2023	Budgeted 2023-2024	Estimated 2023-2024	Proposed 2024-2025
4100 Personnel Services	\$204,144	\$233,201	\$222,495	\$236,390
4200 Supplies	\$6,617	\$8,900	\$7,444	\$8,925
4300 Maintenance	\$981	\$1,500	\$2,389	\$2,000
4400 Services	\$161,239	\$172,640	\$155,434	\$249,140
4500 Capital Outlay	\$0	\$0	\$0	\$45,000
TOTAL	\$372,981	\$416,241	\$387,762	\$541,455

Program Summary:

The Inspection Department provides routine code enforcement activities to protect the public health, life, safety, and property through the enforcement of Building Codes, City Ordinances, and State laws. The Department also encourages orderly development through the administration of the Zoning and Subdivision Ordinances.

The activities involved in providing these services include inspecting residential, commercial, and industrial construction to make sure that it complies with the Building, Electrical, Plumbing, and Mechanical Codes. It provides staff support for the planning and Zoning Commission, Board of Adjustments, and Housing Standards Commission as they review issues relating to the various codes. The Department also handles the inspection of nuisance matters such as weeds and junk cars and then follows through on the notification and cleanup process to reduce the hazards to public health created by this type of conditions. In addition, the department provides for the inspection of food establishments through the South Plains Public Health District.

The main mission of the Department is to promote the public safety and welfare by enforcing all related Construction codes, Zoning ordinances, and Nuisance ordinances in an efficient, effective, and equitable manner.

Personnel Summary:

Position Classification	Authorized 2024-2025
Chief Building Inspector	1
Officer Manager	1
Code Enforcement Officer	1
Total Full-time Positions	3

INSPECTIONS
01 -GENERAL
EXPENDITURES

CITY OF LEVELLAND
FORMAL BUDGET REPORT
AS OF: SEPTEMBER 30TH, 2024

	2022-2023 ACTUAL	2023-2024 BUDGET	2023-2024 PROJECTED	2024-2025 BUDGET
PERSONNEL SERVICES				
01-408-4111 SUPERVISION	62,862	69,350	69,346	71,431
01-408-4112 CLERICAL	40,019	42,022	42,023	43,282
01-408-4113 OPERATIONAL	46,638	46,136	46,126	47,520
01-408-4114 CASUAL	0	5,000	0	5,000
01-408-4115 OVERTIME	2,313	10,000	8,680	10,000
01-408-4116 LONGEVITY	810	1,200	962	1,344
01-408-4117 STABILITY PAY	1,250	1,450	1,450	1,650
01-408-4121 WORKER'S COMPENSATION	521	548	598	548
01-408-4122 GROUP INSURANCE	23,218	23,400	21,773	23,400
01-408-4131 BONDS AND FILING FEES	143	0	0	0
01-408-4141 RETIREMENT	14,442	19,968	17,706	17,500
01-408-4142 FICA	11,392	13,127	12,910	13,515
01-408-4151 APPAREL	537	1,000	921	1,200
01-408-4152 AUTO ALLOWANCE	0	0	0	0
01-408-4190 WC REIMBURSEMENT	0	0	0	0
01-408-4191 OTHER REIMBURSEMENTS	0	0	0	0
TOTAL PERSONNEL SERVICES	204,144	233,201	222,495	236,390
SUPPLIES				
01-408-4211 OFFICE SUPPLIES	2,251	4,000	2,850	4,000
01-408-4213 MINOR TOOLS & EQUIPMENT	1,692	1,750	1,547	1,750
01-408-4214 FUEL	2,654	2,800	2,815	2,800
01-408-4215 FOOD	20	50	231	75
01-408-4218 SAFETY SUPPLIES	0	300	0	300
01-408-4219 FURNISHINGS & FIXTURES	0	0	0	0
TOTAL SUPPLIES	6,617	8,900	7,444	8,925
REPAIRS & MAINTENANCE				
01-408-4341 MACHINERY	22	0	0	0
01-408-4351 MOTOR VEHICLES	960	1,000	1,465	1,500
01-408-4361 OTHER EQUIPMENT	0	0	0	0
01-408-4391 SOFTWARE & COMPUTER MAINTENANCE	0	500	924	500
TOTAL REPAIRS & MAINTENANCE	981	1,500	2,389	2,000
SERVICES				
01-408-4411 COMMUNICATIONS	1,905	2,400	2,056	2,400
01-408-4421 INSURANCE	50	40	83	40
01-408-4422 VEHICLE INSURANCE	1,025	1,200	1,042	1,200
01-408-4431 PROFESSIONAL SERVICES	49,785	50,000	39,679	60,000
01-408-4432 HIRE OF EQUIPMENT	33,143	15,000	28,532	30,000
01-408-4433 COPIER EQUIPMENT	0	0	0	0
01-408-4441 TRAVEL & MEETINGS	(575)	1,500	0	1,500
01-408-4442 TRAINING	0	1,500	0	1,500
01-408-4451 DUES & SUBSCRIPTIONS	2,091	1,000	963	2,500
01-408-4481 ALL OTHER	73,816	100,000	83,079	150,000
TOTAL SERVICES	161,239	172,640	155,434	249,140

INSPECTIONS
01 -GENERAL
EXPENDITURES

CITY OF LEVELLAND
FORMAL BUDGET REPORT
AS OF: SEPTEMBER 30TH, 2024

	2022-2023 ACTUAL	2023-2024 BUDGET	2023-2024 PROJECTED	2024-2025 BUDGET
<hr/>				
CAPITAL OUTLAY				
01-408-4541 MACHINERY & EQUIPMENT	0	0	0	0
01-408-4544 INTERNALLY FINANCED EQUIPMENT	0	0	0	0
01-408-4551 MOTOR VEHICLES	<u>0</u>	<u>0</u>	<u>0</u>	<u>45,000</u>
TOTAL CAPITAL OUTLAY	<u>0</u>	<u>0</u>	<u>0</u>	<u>45,000</u>
TOTAL INSPECTIONS	372,980	416,241	387,762	541,455
	=====	=====	=====	=====

EMERGENCY & HEALTH SERVICES DEPARTMENT

Expenditure Summary:

Account Category	Actual 2022-2023	Budgeted 2023-2024	Estimated 2023-2024	Proposed 2024-2025
4100 Personnel Services	\$83,359	\$91,790	\$90,485	\$100,790
4200 Supplies	\$26,181	\$15,500	\$14,236	\$15,750
4300 Maintenance	\$4,000	\$25,550	\$25,563	\$28,750
4400 Services	\$155,571	\$139,341	\$138,684	\$141,541
4500 Capital Outlay	\$245,480	\$0	\$0	\$46,000
TOTAL	\$514,591	\$272,181	\$268,968	\$332,831

Program Summary:

The Emergency and Health Services Department provides for ambulance service, local senior programs and emergency management coordination. Ambulance services are provided through a joint contract with Hockley County to Covenant Levelland EMS. Other funding in this department is for City's Senior Citizens meals and transportation programs which are handled through contract with Hockley County Senior Citizens Association. Emergency management coordination includes all five phases of emergency management; Prevention, preparedness, mitigation, response and recovery. The city supports emergency communication through an outdoor warning siren system and an IPAWS enabled mass notification system. This department provides operating and program funding for a county-wide Emergency Management Coordinator in which the city and county share costs equally. The emergency management coordinator provides general oversight and coordination for emergency management activities. The coordinator position is appointed by the emergency management director as defined in Chapter 418.1015 Texas Government Code.

Personnel Summary:

Position Classification	Authorized 2024-2025
Emergency Management Coordinator	1

Total Full-time Positions	1
---------------------------	---

01 -GENERAL
EXPENDITURES

	2022-2023 ACTUAL	2023-2024 BUDGET	2023-2024 PROJECTED	2024-2025 BUDGET
PERSONNEL SERVICES				
01-409-4111 SUPERVISION	62,855	69,124	69,123	76,693
01-409-4113 OPERATIONAL	0	0	0	0
01-409-4114 CASUAL	0	0	0	0
01-409-4115 OVERTIME	0	0	0	0
01-409-4116 LONGEVITY	510	624	558	672
01-409-4117 STABILITY PAY	750	750	750	750
01-409-4121 WORKER'S COMPENSATION	188	197	0	197
01-409-4122 GROUP INSURANCE	7,848	7,800	7,187	7,800
01-409-4131 BONDS & FILINGS	0	0	0	0
01-409-4141 RETIREMENT	5,973	7,402	7,137	8,202
01-409-4142 FICA	4,749	5,393	5,228	5,976
01-409-4151 APPAREL	486	500	502	500
01-409-4152 AUTO ALLOWANCE	0	0	0	0
TOTAL PERSONNEL SERVICES	83,359	91,790	90,485	100,790
SUPPLIES				
01-409-4211 OFFICE SUPPLIES	2,167	2,500	2,499	2,500
01-409-4213 MINOR TOOLS & EQUIPMENT	16,453	6,000	5,999	6,000
01-409-4214 FUEL	7,561	6,500	5,238	6,500
01-409-4215 FOOD	0	500	499	750
01-409-4218 SAFETY SUPPLIES	0	0	0	0
01-409-4219 FURNISHINGS & FIXTURES	0	0	0	0
01-409-4221 CHEMICAL	0	0	0	0
01-409-4231 ALL OTHER	0	0	0	0
TOTAL SUPPLIES	26,181	15,500	14,236	15,750
REPAIRS & MAINTENANCE				
01-409-4321 BUILDINGS	0	0	0	0
01-409-4341 MACHINERY	1,865	2,500	1,805	2,500
01-409-4351 MOTOR VEHICLES	2,135	2,500	3,208	2,500
01-409-4361 OTHER EQUIPMENT	0	750	750	750
01-409-4391 SOFTWARE & COMPUTER MAINTENANC	0	19,800	19,800	24,500
TOTAL REPAIRS & MAINTENANCE	4,000	25,550	25,563	30,250
SERVICES				
01-409-4411 COMMUNICATIONS	17,040	9,200	9,067	10,900
01-409-4412 UTILITIES	0	0	0	0
01-409-4421 INSURANCE	0	0	172	0
01-409-4422 VEHICLE INSURANCE	3,548	4,210	3,543	4,210
01-409-4431 PROFESSIONAL SERVICES	120,605	121,931	121,931	121,931
01-409-4432 HIRE OF EQUIPMENT	0	0	0	0
01-409-4441 TRAVEL & MEETINGS	3,975	3,000	2,972	3,500
01-409-4442 TRAINING	0	1,000	1,000	1,000
01-409-4451 DUES & SUBSCRIPTIONS	0	0	0	0
01-409-4461 CONTRIBUTIONS	0	0	0	0

EMERGENCY & HEALTH SERVIC

CITY OF LEVELLAND
 FORMAL BUDGET REPORT
 AS OF: SEPTEMBER 30TH, 2024

01 -GENERAL
 EXPENDITURES

	2022-2023 ACTUAL	2023-2024 BUDGET	2023-2024 PROJECTED	2024-2025 BUDGET
01-409-4471 JUDGEMENTS & DAMAGES	0	0	0	0
01-409-4481 ALL OTHER	0	0	0	0
01-409-4494 INTEREST PAYMENT	0	0	0	0
01-409-4499 PAYMENTS-CAPITAL FINANCE FUND	<u>10,404</u>	<u>0</u>	<u>0</u>	<u>0</u>
TOTAL SERVICES	155,571	139,341	138,684	141,541
CAPITAL OUTLAY				
01-409-4541 MACHINERY & EQUIPMENT	245,480	0	0	46,000
01-409-4551 MOTOR VEHICLES	<u>0</u>	<u>0</u>	<u>0</u>	<u>0</u>
TOTAL CAPITAL OUTLAY	<u>245,480</u>	<u>0</u>	<u>0</u>	<u>46,000</u>
TOTAL EMERGENCY & HEALTH SERVIC	<u>514,592</u>	<u>272,181</u>	<u>268,968</u>	<u>334,331</u>

STREET DEPARTMENT

Expenditure Summary:

Account Category	Actual 2022-2023	Budgeted 2023-2024	Estimated 2023-2024	Proposed 2024-2025
4100 Personnel Services	\$382,142	\$399,041	\$397,927	\$413,090
4200 Supplies	\$71,766	\$69,800	\$49,045	\$70,300
4300 Maintenance	\$100,885	\$82,500	\$112,159	\$102,500
4400 Services	\$66,075	\$45,433	\$45,019	\$45,433
4500 Capital Outlay	\$30,352	\$365,000	\$707,000	\$445,000
TOTAL	\$ 651,220	\$ 961,774	\$ 1,311,150	\$ 1,076,323

Program Summary:

The Street Department provides routine surface maintenance for all streets and alleys, operates a street sweeper to clean paved streets, provides mowing and maintenance services for City owned property, and handles the installation and maintenance of traffic control devices such as regulatory signs, and street markings. The activities involved in providing these services include pothole and service cut repairs, blading alleys and dirt streets, street sweeping, drainage clearance, mowing, seal coating paved streets, and installing and repairing all traffic signs.

The overall mission of the Street Department is to maximize the life of city streets and alleys through an effective preventive maintenance program and to repair streets in a timely and effective manner; and to maintain signs and markings in good working order through an effective maintenance program.

Personnel Summary:

Position Classification	Authorized 2024-2025
Director of Streets and Sanitation	1
Equipment Operator	2
Sweeper Operator	1
Truck Driver	1
Maintenance Worker	2
Total Full-time Positions	7

STREET CITY OF LEVELLAND
 FORMAL BUDGET REPORT
 AS OF: SEPTEMBER 30TH, 2024

01 -GENERAL
 EXPENDITURES

	2022-2023 ACTUAL	2023-2024 BUDGET	2023-2024 PROJECTED	2024-2025 BUDGET
PERSONNEL SERVICES				
01-410-4111 SUPERVISION	0	0	0	0
01-410-4113 OPERATIONAL	238,205	249,848	247,142	258,415
01-410-4114 CASUAL	0	0	811	0
01-410-4115 OVERTIME	24,678	25,000	33,672	25,000
01-410-4116 LONGEVITY	2,870	3,360	2,246	3,950
01-410-4117 STABILITY PAY	3,500	3,675	3,800	3,648
01-410-4121 WORKER'S COMPENSATION	12,232	12,844	13,362	12,844
01-410-4122 GROUP INSURANCE	48,048	47,760	40,839	55,560
01-410-4131 BONDS AND FILING FEES	50	0	50	0
01-410-4141 RETIREMENT	25,147	29,825	28,852	28,158
01-410-4142 FICA	20,305	21,729	21,514	20,515
01-410-4151 APPAREL	7,107	5,000	5,640	5,000
01-410-4152 AUTO ALLOWANCE	0	0	0	0
01-410-4190 WC REIMBURSEMENT	0	0	0	0
01-410-4191 OTHER REIMBURSEMENTS	0	0	0	0
TOTAL PERSONNEL SERVICES	382,142	399,041	397,927	413,090
SUPPLIES				
01-410-4211 OFFICE SUPPLIES	127	700	530	700
01-410-4213 MINOR TOOLS & EQUIPMENT	1,433	3,000	1,393	3,000
01-410-4214 FUEL	40,203	45,000	27,743	45,000
01-410-4215 FOOD	765	800	792	800
01-410-4216 LAUNDRY-CLEANING	119	300	335	300
01-410-4218 SAFETY SUPPLIES	1,325	3,000	2,760	3,500
01-410-4219 FURNISHINGS & FIXTURES	0	0	0	0
01-410-4221 CHEMICAL	20,937	11,000	11,000	11,000
01-410-4231 ALL OTHER	6,858	6,000	4,492	6,000
TOTAL SUPPLIES	71,766	69,800	49,045	70,300
REPAIRS & MAINTENANCE				
01-410-4321 BUILDINGS	1,210	2,500	1,042	2,500
01-410-4331 OTHER STRUCTURES	49,531	50,000	58,287	60,000
01-410-4341 MACHINERY	35,639	20,000	45,200	30,000
01-410-4351 MOTOR VEHICLES	14,505	10,000	7,629	10,000
01-410-4361 OTHER EQUIPMENT	0	0	0	0
01-410-4391 SOFTWARE & COMPUTER MAINTENANC	0	0	0	0
TOTAL REPAIRS & MAINTENANCE	100,885	82,500	112,159	102,500
SERVICES				
01-410-4411 COMMUNICATIONS	3,892	4,500	4,094	4,500
01-410-4412 UTILITIES	430	1,200	760	1,200
01-410-4421 INSURANCE	4,571	4,581	5,271	4,581
01-410-4422 VEHICLE INSURANCE	5,511	5,500	5,701	5,500
01-410-4431 PROFESSIONAL SERVICES	2,323	5,000	5,638	5,000
01-410-4432 HIRE OF EQUIPMENT	75	0	100	0

STREET

CITY OF LEVELLAND
FORMAL BUDGET REPORT
AS OF: SEPTEMBER 30TH, 202401 -GENERAL
EXPENDITURES

	2022-2023 ACTUAL	2023-2024 BUDGET	2023-2024 PROJECTED	2024-2025 BUDGET
01-410-4441 TRAVEL & MEETINGS	0	1,000	24	1,000
01-410-4442 TRAINING	624	1,500	1,608	1,500
01-410-4451 DUES & SUBSCRIPTIONS	537	600	271	600
01-410-4471 JUDGEMENTS & DAMAGES	0	0	0	0
01-410-4481 ALL OTHER	0	0	0	0
01-410-4494 INTEREST PAYMENT	0	0	0	0
01-410-4499 PAYMENTS-CAPITAL FINANCE FUND	<u>48,111</u>	<u>21,552</u>	<u>21,552</u>	<u>21,552</u>
TOTAL SERVICES	66,075	45,433	45,019	45,433
CAPITAL OUTLAY				
01-410-4521 BUILDING IMPROVEMENTS	0	0	0	0
01-410-4531 IMPROVEMENTS	0	350,000	700,000	350,000
01-410-4534 INTERNAL FINANCED IMPROVEMENTS	0	0	0	0
01-410-4541 MACHINERY & EQUIPMENT	28	0	0	35,000
01-410-4542 STREET SIGNS & POLES	1,838	15,000	7,000	15,000
01-410-4544 INTERNALLY FINANCED EQUIPMENT	28,479	0	0	0
01-410-4551 MOTOR VEHICLES	<u>8</u>	<u>0</u>	<u>0</u>	<u>45,000</u>
TOTAL CAPITAL OUTLAY	<u>30,352</u>	<u>365,000</u>	<u>707,000</u>	<u>445,000</u>
TOTAL STREET	<u>651,220</u>	<u>961,774</u>	<u>1,311,150</u>	<u>1,076,323</u>

SHOP DEPARTMENT

Expenditure Summary:

Account Category	Actual 2022-2023	Budgeted 2023-2024	Estimated 2023-2024	Proposed 2024-2025
4100 Personnel Services	\$86,807	\$78,323	\$71,767	\$81,037
4200 Supplies	\$7,678	\$8,100	\$7,842	\$8,150
4300 Maintenance	\$1,393	\$3,750	\$1,532	\$4,500
4400 Services	\$29,429	\$17,825	\$17,197	\$17,825
4500 Capital Outlay	\$0	\$24,000	\$12,110	\$7,000
TOTAL	\$ 125,307	\$ 131,998	\$ 110,448	\$ 118,512

Program Summary:

The Shop Department provides vehicle and heavy equipment repair and maintenance services to all City departments. The overall mission of the Department is to repair and maintain City owned vehicles and return them to effective service with a minimum amount of down time and at a low cost.

Personnel Summary:

Position Classification	Authorized 2024-2025
Mechanic	1
Total Full-time Positions	1

01 -GENERAL
EXPENDITURES

	2022-2023 ACTUAL	2023-2024 BUDGET	2023-2024 PROJECTED	2024-2025 BUDGET
PERSONNEL SERVICES				
01-411-4111 SUPERVISION	0	0	0	0
01-411-4113 OPERATIONAL	62,599	53,165	48,612	54,850
01-411-4114 CASUAL	0	0	0	0
01-411-4115 OVERTIME	438	3,000	1,574	3,000
01-411-4116 LONGEVITY	350	96	96	144
01-411-4117 STABILITY PAY	1,250	75	75	100
01-411-4121 WORKER'S COMPENSATION	2,454	2,205	2,722	2,205
01-411-4122 GROUP INSURANCE	7,084	9,120	8,080	9,120
01-411-4141 RETIREMENT	6,073	5,474	5,301	6,027
01-411-4142 FICA	4,885	3,988	3,863	4,391
01-411-4151 APPAREL	1,675	1,200	1,444	1,200
01-411-4152 AUTO ALLOWANCE	0	0	0	0
01-411-4190 WC REIMBURSEMENT	0	0	0	0
TOTAL PERSONNEL SERVICES	86,807	78,323	71,767	81,037
SUPPLIES				
01-411-4211 OFFICE SUPPLIES	204	200	257	200
01-411-4213 MINOR TOOLS & EQUIPMENT	1,092	1,000	905	1,000
01-411-4214 FUEL	1,812	2,000	1,305	2,000
01-411-4215 FOOD	0	100	50	100
01-411-4216 LAUNDRY-CLEANING	3,772	3,000	4,310	3,000
01-411-4218 SAFETY SUPPLIES	150	300	220	350
01-411-4219 FURNISHINGS & FIXTURES	0	0	0	0
01-411-4221 CHEMICAL	402	500	462	500
01-411-4231 ALL OTHER	246	1,000	332	1,000
TOTAL SUPPLIES	7,678	8,100	7,842	8,150
REPAIRS & MAINTENANCE				
01-411-4321 BUILDINGS	596	750	707	1,500
01-411-4341 MACHINERY	355	2,000	500	2,000
01-411-4351 MOTOR VEHICLES	441	1,000	325	1,000
01-411-4391 SOFTWARE & COMPUTER MAINTENANC	0	0	0	0
TOTAL REPAIRS & MAINTENANCE	1,393	3,750	1,532	4,500
SERVICES				
01-411-4411 COMMUNICATIONS	60	0	0	0
01-411-4412 UTILITIES	12,375	13,500	13,953	13,500
01-411-4421 INSURANCE	1,447	1,325	0	1,325
01-411-4422 VEHICLE INSURANCE	648	300	2,371	300
01-411-4431 PROFESSIONAL SERVICES	486	2,000	773	2,000
01-411-4432 HIRE OF EQUIPMENT	0	0	0	0
01-411-4441 TRAVEL & MEETINGS	0	0	0	0
01-411-4442 TRAINING	0	500	100	500
01-411-4451 DUES & SUBSCRIPTIONS	0	200	0	200
01-411-4481 ALL OTHER	0	0	0	0

01 -GENERAL
EXPENDITURES

	2022-2023 ACTUAL	2023-2024 BUDGET	2023-2024 PROJECTED	2024-2025 BUDGET
01-411-4494 INTEREST PAYMENT	0	0	0	0
01-411-4499 PAYMENTS-CAPITAL FINANCE FUND	<u>14,413</u>	<u>0</u>	<u>0</u>	<u>0</u>
TOTAL SERVICES	29,429	17,825	17,197	17,825
CAPITAL OUTLAY				
01-411-4521 BUILDINGS	0	0	0	0
01-411-4541 MACHINERY & EQUIPMENT	<u>0</u>	<u>24,000</u>	<u>12,110</u>	<u>7,000</u>
TOTAL CAPITAL OUTLAY	<u>0</u>	<u>24,000</u>	<u>12,110</u>	<u>7,000</u>
TOTAL SHOP	<u>125,307</u>	<u>131,998</u>	<u>110,447</u>	<u>118,512</u>

PARK DEPARTMENT

Expenditure Summary:

Account Category	Actual 2022-2023	Budgeted 2023-2024	Estimated 2023-2024	Proposed 2024-2025
4100 Personnel Services	\$465,867	\$522,816	\$483,159	\$516,645
4200 Supplies	\$61,721	\$55,500	\$46,997	\$57,500
4300 Maintenance	\$276,717	\$85,000	\$106,556	\$113,000
4400 Services	\$143,263	\$127,535	\$130,630	\$127,535
4500 Capital Outlay	\$205,886	\$108,000	\$222,714	\$39,000
TOTAL	\$ 1,153,454	\$ 898,851	\$ 990,056	\$ 853,680

Program Summary:

The Park Department operates under the direction of the Director of Parks and Grounds and provides for the maintenance of all park grounds and equipment, the operation and maintenance of all community buildings, and maintenance and lighting for recreational facilities such as baseball, softball, and soccer fields. Additional seasonal playing field maintenance and league operations are handles by league volunteers.

The overall mission of the Park Department is to provide the public with recreational facilities that are safe, aesthetically pleasing, and enjoyable.

Personnel Summary:

Position Classification	Authorized 2024-2025
Director of Parks and Cemetery	1
Parks and Cemetery Supervisor	1
Senior Maintenance Worker	1
Maintenance Worker	4
Total Full-time Positions	7
Part-time Maintenance Worker	6
Total Part-time Positions	

01 -GENERAL
EXPENDITURES

	2022-2023 ACTUAL	2023-2024 BUDGET	2023-2024 PROJECTED	2024-2025 BUDGET
PERSONNEL SERVICES				
01-412-4111 SUPERVISION	58,190	64,196	63,800	66,122
01-412-4113 OPERATIONAL	225,333	244,890	227,646	254,056
01-412-4114 CASUAL	27,425	50,000	27,127	30,000
01-412-4115 OVERTIME	25,465	20,000	32,289	20,000
01-412-4116 LONGEVITY	2,162	2,784	2,162	2,976
01-412-4117 STABILITY PAY	3,350	3,175	2,675	3,375
01-412-4121 WORKER'S COMPENSATION	7,232	7,594	8,049	7,594
01-412-4122 GROUP INSURANCE	51,915	56,280	46,176	56,280
01-412-4131 BONDS AND FILING FEES	93	50	0	50
01-412-4141 RETIREMENT	29,826	35,516	34,138	36,873
01-412-4142 FICA	26,120	31,231	27,483	32,219
01-412-4151 APPAREL	5,157	3,500	8,016	3,500
01-412-4152 AUTO ALLOWANCE	3,600	3,600	3,600	3,600
01-412-4190 WC REIMBURSEMENT	0	0	0	0
01-412-4191 OTHER REIMBURSEMENTS	0	0	0	0
TOTAL PERSONNEL SERVICES	465,867	522,816	483,159	516,645
SUPPLIES				
01-412-4211 OFFICE SUPPLIES	725	1,000	761	1,000
01-412-4213 MINOR TOOLS & EQUIPMENT	5,463	5,000	4,573	5,000
01-412-4214 FUEL	19,757	15,000	12,453	15,000
01-412-4215 FOOD	585	500	3,457	1,500
01-412-4216 LAUNDRY & CLEANING	9,150	7,500	9,403	7,500
01-412-4218 SAFETY SUPPLIES	3,651	2,500	1,805	2,500
01-412-4219 FURNISHINGS & FIXTURES	0	0	0	0
01-412-4221 CHEMICAL	3,546	4,000	6,501	5,000
01-412-4222 AGRICULTURAL & BOTANICAL	17,275	18,000	7,164	18,000
01-412-4231 ALL OTHER SUPPLIES	528	500	14	500
01-412-4242 SMALL SIGNS	1,041	1,500	866	1,500
TOTAL SUPPLIES	61,721	55,500	46,997	57,500
REPAIRS & MAINTENANCE				
01-412-4321 BUILDINGS	155,042	12,000	16,391	20,000
01-412-4331 OTHER STRUCTURES	80,446	45,000	68,863	65,000
01-412-4341 MACHINERY	15,166	17,500	11,891	17,500
01-412-4351 MOTOR VEHICLES	20,872	5,000	3,749	5,000
01-412-4361 OTHER EQUIPMENT	230	500	0	500
01-412-4391 SOFTWARE & COMPUTER MAINTENANC	4,961	5,000	5,662	5,000
TOTAL REPAIRS & MAINTENANCE	276,717	85,000	106,556	113,000
SERVICES				
01-412-4411 COMMUNICATIONS	5,999	7,000	7,439	7,000
01-412-4412 UTILITIES	58,766	45,000	42,673	45,000
01-412-4421 INSURANCE	29,578	26,605	35,458	26,605
01-412-4422 VEHICLE INSURANCE	1,944	2,330	2,696	2,330

PARK

CITY OF LEVELLAND
FORMAL BUDGET REPORT
AS OF: SEPTEMBER 30TH, 202401 -GENERAL
EXPENDITURES

	2022-2023 ACTUAL	2023-2024 BUDGET	2023-2024 PROJECTED	2024-2025 BUDGET
01-412-4431 PROFESSIONAL SERVICES	39,308	40,000	39,882	40,000
01-412-4432 HIRE OF EQUIPMENT	0	0	0	0
01-412-4441 TRAVEL & MEETINGS	58	3,000	399	3,000
01-412-4442 TRAINING	901	3,000	1,880	3,000
01-412-4451 DUES & SUBSCRIPTIONS	128	600	203	600
01-412-4461 CONTRIBUTIONS	0	0	0	0
01-412-4471 JUDGEMENTS & DAMAGES	0	0	0	0
01-412-4481 ALL OTHER	9	0	0	0
01-412-4494 INTEREST PAYMENT	0	0	0	0
01-412-4499 PAYMENTS-CAPITAL FINANCE FUND	<u>6,572</u>	<u>0</u>	<u>0</u>	<u>0</u>
TOTAL SERVICES	143,263	127,535	130,630	127,535
CAPITAL OUTLAY				
01-412-4511 LAND	0	0	0	0
01-412-4521 BUILDINGS	240	0	0	0
01-412-4531 IMPROVE OTHER THAN BUILDINGS	205,646	0	125,329	8,000
01-412-4541 MACHINERY & EQUIPMENT	0	0	0	31,000
01-412-4544 INTERNALLY FINANCED EQUIPMENT	0	108,000	97,385	0
01-412-4551 MOTOR VEHICLES	<u>0</u>	<u>0</u>	<u>0</u>	<u>0</u>
TOTAL CAPITAL OUTLAY	<u>205,886</u>	<u>108,000</u>	<u>222,714</u>	<u>39,000</u>
TOTAL PARK	<u>1,153,454</u>	<u>898,851</u>	<u>990,057</u>	<u>853,680</u>

INFORMATION TECHNOLOGY

Expenditure Summary:

Account Category	Actual 2022-2023	Budgeted 2023-2024	Estimated 2023-2024	Proposed 2024-2025
4100 Personnel Services	\$0	\$0	\$0	\$0
4200 Supplies	\$0	\$2,000	\$2,000	\$2,000
4300 Maintenance	\$104,782	\$108,000	\$124,060	\$135,000
4400 Services	\$0	\$0	\$0	\$0
4500 Capital Outlay	\$0	\$0	\$0	\$0
TOTAL	\$ 104,782	\$ 110,000	\$ 126,060	\$ 137,000

Program Summary:

The Information Technology Department is responsible for all aspects of the City's computer and communications technologies; including computer and communications hardware, software, network, and computer systems. This service is provided by a third party, Blue Layer IT, which works with department heads to identify technology needs, develop and recommend solutions, and implement the new technologies. Blue Layer IT is involved in developing, analyzing, and recommending computer hardware and software applications, systems and specifications, and administers those systems once in place. Overall responsibility includes assuring compatibility and networking of the numerous applications required by various City departments.

Blue Layer IT continuously monitors the rapidly expanding field of information technology and recommends new applications, technologies and systems that appear to provide opportunities for improving overall organization operations.

01 -GENERAL
EXPENDITURES

	2022-2023 ACTUAL	2023-2024 BUDGET	2023-2024 PROJECTED	2024-2025 BUDGET
PERSONNEL SERVICES				
01-413-4111 SUPERVISION	0	0	0	0
01-413-4114 CAUSAL	0	0	0	0
01-413-4115 OVERTIME	0	0	0	0
01-413-4116 LONGEVITY	0	0	0	0
01-413-4117 STABILITY PAY	0	0	0	0
01-413-4121 WORKMEN'S COMPENSATION	0	0	5	0
01-413-4122 GROUP INSURANCE	0	0	0	0
01-413-4131 BONDS & FILING FEES	0	0	0	0
01-413-4141 RETIREMENT	0	0	0	0
01-413-4142 FICA	0	0	0	0
01-413-4152 AUTO ALLOWANCE	0	0	0	0
01-413-4190 WC REIMBURSEMENT	0	0	0	0
TOTAL PERSONNEL SERVICES	0	0	5	0
SUPPLIES				
01-413-4211 OFFICE SUPPLIES	0	0	0	0
01-413-4213 MINOR TOOLS & EQUIPMENT	0	2,000	2,000	2,000
01-413-4219 FURNISHINGS & FIXTURES	0	0	0	0
TOTAL SUPPLIES	0	2,000	2,000	2,000
REPAIRS & MAINTENANCE				
01-413-4361 OTHER EQUIPMENT	0	0	0	0
01-413-4391 SOFTWARE & COMPUTER MAINTENANC	104,782	108,000	124,060	135,000
TOTAL REPAIRS & MAINTENANCE	104,782	108,000	124,060	135,000
SERVICES				
01-413-4411 COMMUNICATIONS	0	0	0	0
01-413-4421 GENERAL INSURANCE	0	0	0	0
01-413-4431 PROFESSIONAL SERVICES	0	0	0	0
01-413-4432 HIRE OF EQUIPMENT	0	0	0	0
01-413-4441 TRAVEL & MEETINGS	0	0	0	0
01-413-4442 TRAINING	0	0	0	0
01-413-4451 DUES & SUBSCRIPTIONS	0	0	0	0
01-413-4481 ALL OTHER	0	0	0	0
TOTAL SERVICES	0	0	0	0
CAPITAL OUTLAY				
01-413-4541 MACHINERY & EQUIPMENT	0	0	0	0
TOTAL CAPITAL OUTLAY	0	0	0	0
TOTAL INFORMATION TECHNOLOGY	104,782	110,000	126,064	137,000

BUILDING SERVICES DEPARTMENT

Expenditure Summary:

Account Category	Actual 2022-2023	Budgeted 2023-2024	Estimated 2023-2024	Proposed 2024-2025
4200 Supplies	\$26,217	\$18,750	\$20,906	\$21,750
4300 Maintenance	\$53,326	\$58,000	\$69,063	\$58,000
4400 Services	\$65,520	\$76,000	\$63,148	\$77,300
4500 Capital Outlay	\$0	\$0	\$0	\$0
TOTAL	\$ 145,063	\$ 152,750	\$ 153,117	\$ 157,050

Program Summary:

The Building Services Department provides for the operation of the City Hall building and related activities that are included in the General Fund. The activities include janitorial services, general maintenance and operation of buildings, utilities, insurance, and service of various equipment.

The overall mission of this Department is to provide a safe, functional, and efficient operational environment for all activities housed in these facilities.

BUILDING SERVICES

CITY OF LEVELLAND
FORMAL BUDGET REPORT
AS OF: SEPTEMBER 30TH, 202401 -GENERAL
EXPENDITURES

	2022-2023 ACTUAL	2023-2024 BUDGET	2023-2024 PROJECTED	2024-2025 BUDGET
PERSONNEL SERVICES				
01-414-4114 CASUAL	0	0	0	0
TOTAL PERSONNEL SERVICES	0	0	0	0
SUPPLIES				
01-414-4211 OFFICE SUPPLIES	2,096	3,000	3,510	3,500
01-414-4212 POSTAGE	13,922	12,000	13,108	13,500
01-414-4213 MINOR TOOLS & EQUIPMENT	5,300	250	140	250
01-414-4216 LAUNDRY-CLEANING	3,274	3,000	3,907	4,000
01-414-4219 FURNISHINGS & FIXTURES	0	500	0	500
01-414-4221 CHEMICAL	0	0	0	0
01-414-4231 ALL OTHER	1,626	0	241	0
TOTAL SUPPLIES	26,217	18,750	20,906	21,750
REPAIRS & MAINTENANCE				
01-414-4311 LAND	0	0	0	0
01-414-4321 BUILDINGS	1,685	3,500	16,837	3,500
01-414-4341 MACHINERY	0	2,500	0	2,500
01-414-4361 OTHER EQUIPMENT	39,758	40,000	39,587	40,000
01-414-4391 SOFTWARE & COMPUTER MAINTENANC	11,883	12,000	12,639	12,000
TOTAL REPAIRS & MAINTENANCE	53,326	58,000	69,063	58,000
SERVICES				
01-414-4411 COMMUNICATIONS	13,058	22,000	10,782	22,000
01-414-4412 UTILITIES	13,625	15,000	12,516	15,000
01-414-4421 INSURANCE	8,332	8,000	6,240	8,000
01-414-4431 PROFESSIONAL SERVICES	22,181	22,000	23,303	22,000
01-414-4432 HIRE OF EQUIPMENT	0	0	0	0
01-414-4433 COPIER EQUIPMENT	7,899	8,000	9,077	9,200
01-414-4441 TRAVEL & MEETINGS	0	0	130	0
01-414-4451 DUES & SUBSCRIPTIONS	0	0	0	0
01-414-4471 JUDGEMENTS & DAMAGES	0	0	0	0
01-414-4481 ALL OTHER	425	1,000	1,100	1,100
01-414-4494 INTEREST PAYMENT	0	0	0	0
TOTAL SERVICES	65,520	76,000	63,148	77,300
CAPITAL OUTLAY				
01-414-4511 LAND	0	0	0	0
01-414-4521 BUILDINGS	0	0	0	0
01-414-4531 IMPROVEMENTS OTHER THAN BLDGS	0	0	0	0
01-414-4541 MACHINERY & EQUIPMENT	0	0	0	0
TOTAL CAPITAL OUTLAY	0	0	0	0
TOTAL BUILDING SERVICES	145,063	152,750	153,117	157,050

PROFESSIONAL SERVICES

Expenditure Summary:

Account Category	Actual 2022-2023	Budgeted 2023-2024	Estimated 2023-2024	Proposed 2024-2025
4460 Legal Services	\$47,047	\$70,000	\$69,942	\$70,000
4465 Engineering Services	\$0	\$5,000	\$0	\$5,000
4470 Consulting Services	\$26,050	\$22,500	\$12,300	\$22,500
TOTAL	\$ 73,097	\$ 97,500	\$ 82,242	\$ 97,500

Program Summary:

The Professional Services Department provides for miscellaneous engineering, architectural, and consulting services that are needed for general City operations. Specific project engineering costs are normally handled as a part of the cost of the project through the appropriate department. In addition, this department provides for legal services including the City Attorney.

PROFESSIONAL SERVICES

CITY OF LEVELLAND
 FORMAL BUDGET REPORT
 AS OF: SEPTEMBER 30TH, 2024

01 -GENERAL
 EXPENDITURES

	2022-2023 ACTUAL	2023-2024 BUDGET	2023-2024 PROJECTED	2024-2025 BUDGET
<hr/>				
SUPPLIES				
01-415-4213 MINOR TOOLS & EQUIPMENT	0	0	0	0
01-415-4219 FURNISHINGS & FIXTURES	<u>0</u>	<u>0</u>	<u>0</u>	<u>0</u>
TOTAL SUPPLIES	0	0	0	0
REPAIRS & MAINTENANCE				
01-415-4391 SOFTWARE & COMPUTER MAINTENANC	<u>0</u>	<u>0</u>	<u>0</u>	<u>0</u>
TOTAL REPAIRS & MAINTENANCE	0	0	0	0
SERVICES				
01-415-4431 PROFESSIONAL SERVICES	0	0	0	0
01-415-4460 LEGAL SERVICES	47,047	70,000	69,942	70,000
01-415-4465 ENGINEERING SERVICES	0	5,000	0	5,000
01-415-4470 CONSULTING SERVICES	<u>26,050</u>	<u>22,500</u>	<u>12,300</u>	<u>22,500</u>
TOTAL SERVICES	<u>73,097</u>	<u>97,500</u>	<u>82,242</u>	<u>97,500</u>
 TOTAL PROFESSIONAL SERVICES	 73,097	 97,500	 82,242	 97,500
	=====	=====	=====	=====

HUMAN RESOURCE DEPARTMENT

Expenditure Summary:

Account Category	Actual 2022-2023	Budgeted 2023-2024	Estimated 2023-2024	Proposed 2024-2025
4100 Personnel Services	\$76,534	\$103,451	\$45,433	\$115,811
4200 Supplies	\$497	\$2,050	\$1,852	\$2,050
4300 Maintenance	\$964	\$1,200	\$1,026	\$1,200
4400 Services	\$2,938	\$6,250	\$5,437	\$19,750
4500 Capital Outlay	\$0	\$0	\$0	\$0
TOTAL	\$ 80,933	\$ 112,951	\$ 53,748	\$ 138,811

Program Summary:

The Human Resources Department is responsible for the administration of the employee health insurance, workers compensation, and general insurance programs; administration of the employee payroll; implementation, interpretation and administration of all personnel policies; maintenance of all personnel records; certain permit functions; and other areas as directed by City Management. The Department provides a high level of personnel and risk management support services to all City departments and works to provide all city employees with a safe, equitable, and fulfilling work environment.

Personnel Summary:

Position Classification Authorized
2024-2025

Human Resource Director 1

Total Full-time Positions	1
---------------------------	---

HUMAN RESOURCES

CITY OF LEVELLAND
FORMAL BUDGET REPORT
AS OF: SEPTEMBER 30TH, 202401 -GENERAL
EXPENDITURES

	2022-2023 ACTUAL	2023-2024 BUDGET	2023-2024 PROJECTED	2024-2025 BUDGET
PERSONNEL SERVICES				
01-416-4111 SUPERVISION	58,800	78,528	34,636	89,358
01-416-4112 CLERICAL	0	0	0	0
01-416-4115 OVERTIME	0	0	0	0
01-416-4116 LONGEVITY	72	240	0	96
01-416-4117 STABILITY PAY	200	300	0	75
01-416-4121 WORKER'S COMPENSATION	221	232	292	232
01-416-4122 GROUP INSURANCE	5,893	7,800	2,027	7,800
01-416-4131 BONDS & FILING FEES	0	200	324	200
01-416-4141 RETIREMENT	5,609	8,302	3,665	9,401
01-416-4142 FICA	4,389	6,049	2,689	6,849
01-416-4152 AUTO ALLOWANCE	1,350	1,800	1,800	1,800
01-416-4190 WC REIMBURSEMENT	0	0	0	0
TOTAL PERSONNEL SERVICES	76,534	103,451	45,433	115,811
SUPPLIES				
01-416-4211 OFFICE SUPPLIES	368	1,000	896	1,000
01-416-4212 POSTAGE	28	550	522	550
01-416-4213 MINOR TOOLS & EQUIPMENT	67	500	434	500
01-416-4219 FURNISHINGS & FIXTURES	0	0	0	0
01-416-4231 ALL OTHER	35	0	0	0
TOTAL SUPPLIES	497	2,050	1,852	2,050
REPAIRS & MAINTENANCE				
01-416-4361 OTHER EQUIPMENT	0	0	0	0
01-416-4391 SOFTWARE & COMPUTER MAINTENANC	964	1,200	1,026	1,200
TOTAL REPAIRS & MAINTENANCE	964	1,200	1,026	1,200
SERVICES				
01-416-4411 COMMUNICATIONS	634	750	759	750
01-416-4413 ADVERTISING	0	0	0	13,500
01-416-4421 INSURANCE	0	0	498	0
01-416-4431 PROFESSIONAL SERVICES	43	550	549	550
01-416-4432 HIRE OF EQUIPMENT	0	0	0	0
01-416-4439 MAIN STREET CONTRACT	0	0	0	0
01-416-4441 TRAVEL & MEETINGS	1,061	1,750	1,352	1,750
01-416-4442 TRAINING	0	1,250	1,429	1,250
01-416-4451 DUES AND SUBSCRIPTIONS	1,200	1,200	100	1,200
01-416-4481 ALL OTHER	0	750	750	750
01-416-4482 GRANT DISTRIBUTION	0	0	0	0
TOTAL SERVICES	2,938	6,250	5,437	19,750
CAPITAL OUTLAY				
01-416-4531 IMPROVEMENTS OTHER THAN BLDG	0	0	0	0
01-416-4541 MACHINERY & EQUIPMENT	0	0	0	0
TOTAL CAPITAL OUTLAY	0	0	0	0
TOTAL HUMAN RESOURCES	80,933	112,951	53,747	138,811

ECONOMIC DEVELOPMENT

Expenditure Summary:

Account Category	Actual 2022-2023	Budgeted 2023-2024	Estimated 2023-2024	Proposed 2024-2025
4100 Personnel Services	\$180,363	\$192,568	\$192,881	\$207,699
TOTAL	\$ 180,363	\$ 192,568	\$ 192,881	\$ 207,699

Program Summary:

The Economic Development Department is responsible for directing the community's economic development efforts. The Executive Director is hired by the Levelland Economic Development Corporation (LEDC) Board of Directors under the supervision of the City Manager. The City and LEDC each engage in economic development activities and agree to make available their respective personnel and facilities necessary to perform all economic development activities and programs for the benefit of the community. The LEDC reimburses Department 417 for the actual cost of payroll and benefits and any actual cost associated with the LEDC. The LEDC is an Economic Development Cooperation created under the Economic Development Corporation Act of 1979, as amended, its Articles of Incorporation, and By-laws and is funded through a 3/8 cent sales tax. Other economic development program expenses which are paid by the LEDC are included in the City's Budget in Fund 22.

The overall mission of this Department is for the promotion and development of new and expanded business enterprises; with the LEDC's emphasis on industrial and manufacturing and a cooperative economic development effort with the City for the broader benefit of the community. The LEDC staff through the direction of the Board of Directors approves an annual economic development plan outlining its activities and programs.

Personnel Summary:

Position Classification	Authorized 2024-2025
Executive Director	1
Administrative Assistant	1
Total Positions	2

01 -GENERAL
EXPENDITURES

	2022-2023 ACTUAL	2023-2024 BUDGET	2023-2024 PROJECTED	2024-2025 BUDGET
PERSONNEL SERVICES				
01-417-4111 SUPERVISION	96,127	101,223	103,630	110,126
01-417-4112 CLERICAL	37,097	40,236	39,534	41,443
01-417-4113 OPERATIONAL	0	0	0	0
01-417-4114 CASUAL	0	0	0	0
01-417-4115 OVERTIME	0	0	0	0
01-417-4116 LONGEVITY	58	336	154	432
01-417-4117 STABILITY PAY	150	300	200	500
01-417-4121 WORKER'S COMPENSATION	500	0	7	0
01-417-4122 GROUP INSURANCE	16,656	16,560	15,480	16,560
01-417-4131 BONDS AND FILING FEES	0	325	0	325
01-417-4141 RETIREMENT	13,004	15,613	15,406	16,958
01-417-4142 FICA	10,171	11,375	10,872	12,355
01-417-4152 AUTO ALLOWANCE	6,600	6,600	7,600	9,000
01-417-4190 WC REIMBURSEMENT	0	0	0	0
TOTAL PERSONNEL SERVICES	180,363	192,568	192,881	207,699
SUPPLIES				
01-417-4211 OFFICE SUPPLIES	0	0	0	0
01-417-4212 POSTAGE	481	0	0	0
01-417-4213 MINOR TOOLS & EQUIPMENT	(379)	0	0	0
01-417-4214 FUEL	0	0	0	0
01-417-4215 FOOD	0	0	0	0
01-417-4219 FURNISHINGS & FIXTURES	0	0	0	0
01-417-4231 ALL OTHER	0	0	0	0
TOTAL SUPPLIES	102	0	0	0
REPAIRS & MAINTENANCE				
01-417-4341 MACHINERY	0	0	0	0
01-417-4351 MOTOR VEHICLES	0	0	0	0
01-417-4391 SOFTWARE & COMPUTER MAINTENANC	0	0	0	0
TOTAL REPAIRS & MAINTENANCE	0	0	0	0
SERVICES				
01-417-4411 COMMUNICATIONS	(495)	0	(640)	0
01-417-4412 UTILITIES	0	0	0	0
01-417-4413 ADVERTISING	0	0	0	0
01-417-4421 INSURANCE	(368)	0	299	0
01-417-4422 VEHICLE INSURANCE	0	0	0	0
01-417-4431 PROFESSIONAL SERVICES	0	0	0	0
01-417-4432 HIRE OF EQUIPMENT	0	0	0	0
01-417-4441 TRAVEL & MEETINGS	0	0	0	0
01-417-4442 TRAINING	0	0	0	0
01-417-4451 DUES & SUBSCRIPTIONS	0	0	0	0
01-417-4481 ALL OTHER	0	0	0	0
01-417-4487 DIRECT BUSINESS INCENTIVE	0	0	0	0
TOTAL SERVICES	(863)	0	(341)	0

ECONOMIC DEVELOPMENT

CITY OF LEVELLAND
FORMAL BUDGET REPORT
AS OF: SEPTEMBER 30TH, 2024

01 -GENERAL
EXPENDITURES

	2022-2023 ACTUAL	2023-2024 BUDGET	2023-2024 PROJECTED	2024-2025 BUDGET
<hr/>				
CAPITAL OUTLAY				
01-417-4541 MACHINERY & EQUIPMENT	<u>0</u>	<u>0</u>	<u>0</u>	<u>0</u>
TOTAL CAPITAL OUTLAY	0	0	0	0
OTHER				
01-417-4699 LEDC REIMBURSEMENTS	<u>0</u>	<u>0</u>	<u>0</u>	<u>0</u>
TOTAL OTHER	0	0	0	0
TOTAL ECONOMIC DEVELOPMENT	<u>179,602</u>	<u>192,568</u>	<u>192,540</u>	<u>207,699</u>

MAIN STREET DEPARTMENT

Expenditure Summary:

Account Category	Actual 2022-2023	Budgeted 2023-2024	Estimated 2023-2024	Proposed 2024-2025
4100 Personnel Services	\$73,560	\$81,049	\$79,508	\$84,716
4200 Supplies	\$1,545	\$2,250	\$2,023	\$17,250
4300 Maintenance	\$0	\$0	\$0	\$0
4400 Services	\$36,010	\$33,600	\$36,893	\$34,200
TOTAL	\$ 111,115	\$ 116,899	\$ 118,424	\$ 136,166

Program Summary:

The main focus of the Main Street Manager and the Main Street Program is to revitalize the Main Street District through events and projects which follow the Four Way Approach of the Texas Main Street Program. The Manager builds relationships and contacts to help sponsor Main Street events and projects. The Main Street Manager cooperates and partners with other community organizations, including but not limited to the Chamber of Commerce and the Levelland Economic Development Corporation, to accomplish the goals of the Main Street Program.

Personnel Summary:

Position Classification	Authorized 2024-2025
Main Street Manager	1
Total Positions	1

MAIN STREET SERVICES

CITY OF LEVELLAND
FORMAL BUDGET REPORT
AS OF: SEPTEMBER 30TH, 202401 -GENERAL
EXPENDITURES

	2022-2023 ACTUAL	2023-2024 BUDGET	2023-2024 PROJECTED	2024-2025 BUDGET
PERSONNEL SERVICES				
01-418-4111 SUPERVISION	54,035	59,608	59,608	62,933
01-418-4115 OVERTIME	0	0	0	0
01-418-4116 LONGEVITY	70	192	192	96
01-418-4117 STABILITY PAY	100	200	200	75
01-418-4121 WORKER'S COMPENSATION	221	232	288	232
01-418-4122 GROUP INSURANCE	7,848	7,800	6,308	7,800
01-418-4141 RETIREMENT	5,201	6,489	6,446	6,815
01-418-4142 FICA	4,284	4,728	4,665	4,965
01-418-4152 AUTO ALLOWANCE	1,800	1,800	1,800	1,800
01-418-4190 WC REIMBURSEMENT	0	0	0	0
TOTAL PERSONNEL SERVICES	73,560	81,049	79,508	84,716
SUPPLIES				
01-418-4211 OFFICE SUPPLIES	747	1,000	662	1,000
01-418-4213 MINOR TOOLS & EQUIPMENT	231	250	361	250
01-418-4231 ALL OTHER	567	1,000	1,000	16,000
TOTAL SUPPLIES	1,545	2,250	2,023	17,250
REPAIRS & MAINTENANCE				
01-418-4391 SOFTWARE & COMPUTER MAINTENANC	0	0	0	0
TOTAL REPAIRS & MAINTENANCE	0	0	0	0
SERVICES				
01-418-4411 COMMUNICATIONS	1,269	1,000	898	1,200
01-418-4413 PROMOTIONS	21,910	21,500	21,294	21,500
01-418-4421 GENERAL INSURANCE	0	100	897	500
01-418-4431 PROFESSIONAL SERVICES	929	1,000	3,476	1,000
01-418-4441 TRAVEL & MEETINGS	5,879	3,000	4,581	3,000
01-418-4442 TRAINING	2,642	3,000	2,759	3,000
01-418-4451 DUES & SUBSCRIPTIONS	2,458	3,000	2,383	3,000
01-418-4481 ALL OTHER	922	1,000	605	1,000
TOTAL SERVICES	36,010	33,600	36,893	34,200
TOTAL MAIN STREET SERVICES	111,114	116,899	118,424	136,166

DEVELOPERS CAPITAL IMPROVEMENTS DEPARTMENT

Expenditure Summary:

Account Category	Actual 2022-2023	Budgeted 2023-2024	Estimated 2023-2024	Proposed 2024-2025
4500 Capital Outlay	\$0	\$0	\$0	\$0
TOTAL	\$ -	\$ -	\$ -	\$ -

Program Summary:

The Developers Capital Improvement Department provides a clearing fund for grant projects and privately funded development projects that pass through the City's Annual Budget. This avoids distortion in the affected operating budgets and makes it easier to track the projects involved.

DEVELOPER'S CAPITAL IMPRV

CITY OF LEVELLAND
FORMAL BUDGET REPORT
AS OF: SEPTEMBER 30TH, 2024

01 -GENERAL
EXPENDITURES

	2022-2023 ACTUAL	2023-2024 BUDGET	2023-2024 PROJECTED	2024-2025 BUDGET
<hr/>				
REPAIRS & MAINTENANCE				
01-419-4391 SOFTWARE & COMPUTER MAINTENANC	<u>0</u>	<u>0</u>	<u>0</u>	<u>0</u>
TOTAL REPAIRS & MAINTENANCE	0	0	0	0
CAPITAL OUTLAY				
01-419-4531 OTHER IMPROVEMENTS	<u>0</u>	<u>0</u>	<u>0</u>	<u>0</u>
TOTAL CAPITAL OUTLAY	0	0	0	0
OTHER				
01-419-4600 CONTRIBUTION TO LEDC	0	0	0	0
01-419-4605 CONTRIBUTION TO LCDC	<u>0</u>	<u>0</u>	<u>0</u>	<u>0</u>
TOTAL OTHER	0	0	0	0
TOTAL DEVELOPER'S CAPITAL IMPRV	<u>0</u>	<u>0</u>	<u>0</u>	<u>0</u>
	=====	=====	=====	=====

DEBT SERVICE EXPENDITURES

CITY OF LEVELLAND
FORMAL BUDGET REPORT
AS OF: SEPTEMBER 30TH, 2024

01 -GENERAL
EXPENDITURES

	2022-2023 ACTUAL	2023-2024 BUDGET	2023-2024 PROJECTED	2024-2025 BUDGET
<hr/>				
SERVICES				
01-471-4493 DEBT PRINCIPAL PAYMENTS	0	0	0	0
01-471-4494 DEBT INTEREST PAYMENTS	<u>0</u>	<u>0</u>	<u>0</u>	<u>0</u>
TOTAL SERVICES	<u>0</u>	<u>0</u>	<u>0</u>	<u>0</u>
TOTAL DEBT SERVICE EXPENDITURES	<u>0</u>	<u>0</u>	<u>0</u>	<u>0</u>
TOTAL EXPENDITURES	<u>8,919,813</u>	<u>9,513,969</u>	<u>9,908,835</u>	<u>9,976,943</u>
REVENUE OVER/(UNDER) EXPENDITURES	<u>772,066</u>	<u>3,826</u>	<u>187,247</u>	<u>15,120</u>

AIRPORT SUMMARY

	Royalties County ¹	Royalties City ¹	Operating Fund	Total Airport Funds
Balance October 1, 2023	\$154,494	\$154,494	\$54,083	\$363,071
Estimated Revenues FY 2023-24	\$15,000	\$15,000	\$100,600	\$130,600
Funds Available FY 2023-24	\$169,494	\$169,494	\$154,683	\$493,671
Estimated Expenditures FY 2023-24	\$0	\$0	\$84,334	\$84,334
Estimated Balance September 30, 2024	\$169,494	\$169,494	\$70,349	\$409,337
Estimated Revenues FY 2024-25	\$12,000	\$12,000	\$100,000	\$124,000
Funds Available FY 2024-25	\$181,494	\$181,494	\$170,349	\$533,337
Estimated Expenditures FY 2024-25	\$0	\$0	\$113,300	\$113,300
Estimated Balance September 30, 2025	\$181,494	\$181,494	\$57,049	\$420,037

¹ The City and County each hold their 50% share of airport property royalties in their respective General funds and when needed by the airport each will transfer an equal amount back to Airport operating fund. See explanation of royalties in Program Summary.

CITY OF LEVELLAND
 FORMAL BUDGET REPORT
 AS OF: SEPTEMBER 30TH, 2024

02 -CITY/COUNTY AIRPORT
 REVENUES

	2022-2023 ACTUAL	2023-2024 BUDGET	2023-2024 PROJECTED	2024-2025 BUDGET
02-3125 BOND PROCEEDS	0	0	0	0
02-3330 RENTS	0	0	0	0
02-3331 ROYALTIES	0	0	0	0
02-3332 INTEREST EARNED	2,790	2,000	1,156	2,000
02-3335 HANGER RENTAL	41,669	42,000	48,059	45,000
02-3336 FUEL STORAGE & DELIVERY SYSTEM	6,454	8,000	6,384	8,000
02-3401 FEDERAL	0	0	0	0
02-3402 STATE	0	12,500	45,000	45,000
02-3403 LOCAL CONTRIBUTION	0	0	0	0
02-3404 STATE GRANT - HANGER	0	0	0	0
02-3450 CONTRIBUTED CAPITAL	0	0	0	0
02-3510 MISCELLANEOUS REVENUE	0	0	0	0
02-3511 INTERFUND TRANSFERS IN	0	0	0	0
02-3515 SALE OF ASSETS	0	0	0	0
02-3523 DELAYED RECEIPTS-RECEIVABLE	0	0	0	0
02-3598 TRANSFERS IN FROM COUNTY	0	0	0	0
02-3599 TRANSFER OUT TO COUNTY	0	0	0	0
TOTAL REVENUES	50,913	64,500	100,599	100,000

AIRPORT DEPARTMENT

Expenditure Summary:

Account Category	Actual 2022-2023	Budgeted 2023-2024	Estimated 2023-2024	Proposed 2024-2025
4200 Supplies	\$346	\$2,600	\$2,600	\$2,600
4300 Maintenance	\$31,496	\$42,700	\$42,507	\$67,700
4400 Services	\$45,718	\$43,000	\$39,227	\$43,000
4500 Capital Outlay	\$0	\$0	\$0	\$0
TOTAL	\$ 77,560	\$ 88,300	\$ 84,334	\$ 113,300

Program Summary:

The Levelland Municipal/Hockley County Airport is jointly owned by the City of Levelland and Hockley County and is classified as a General Business Airport by the Federal Aviation Administration and the Texas Department of Transportation. The City and County each have an equal interest in the facility and all major projects such as capital improvements or large maintenance and rehabilitation projects are funded on that basis. In order to simplify the day to day operations of the Airport and to give people a single contact point on most Airport related questions, the City of Levelland provides the administrative oversight and most of the routine maintenance done at the Airport. Airport revenues go into the Airport Operating Fund and are used for the general operation of the Airport. Any shortfalls must be made up by the City and County.

In order to provide on site services such as fuel sales and handling hangar rentals the City and County have contracted with a private individual to serve as Airport Manager. This individual is also an FBO (Fixed Base Operator) on the airport. The Airport Manager handles the actual daily operations at the Airport, coordinates maintenance activities with the City, and works with the State and Federal Aviation Departments to make sure that all requirements are being met.

Airport and runway construction and major maintenance is very expensive and would not likely be possible without State and Federal grants. About every five to seven years a major rehabilitation project - usually well over \$1 million - is required to keep the airport safe and meeting federal airport standards. These improvements are largely funded by state and/or federal grants, with grant funds usually covering 90% of the project costs. The local required match is shared equally by the City and the County. Smaller grant programs, such as the annual Routine Airport Maintenance Program (RAMP), is normally able to be handled through the operating fund.

Most of the airport property was purchased decades ago prior to the discovery of significant petroleum reserves in Hockley County so the mineral rights were transferred with the property to the City and County. In FY 2014-15 petroleum development occurred in the area and the airport began receiving oil royalties on those mineral rights. The royalties are paid directly to the City and County with each receiving 50% of the payments. The City and County each hold their 50% share of airport property royalties in their respective General funds. In order for the airport to remain eligible for future state and federal grant funding, these royalties, as with all airport income, must be used for airport purposes only. The City and County have each committed to this and each has agreed to transfer an equal amount back to the Airport operating fund when additional funds are needed by the airport.

The overall mission of the Airport is to meet the local aviation needs of the community and have adequate facilities available to handle the corporate flying needs of the business community in a safe, effective, and efficient manner.

CITY/COUNTY AIRPORT

CITY OF LEVELLAND
FORMAL BUDGET REPORT
AS OF: SEPTEMBER 30TH, 202402 -CITY/COUNTY AIRPORT
EXPENDITURES

	2022-2023 ACTUAL	2023-2024 BUDGET	2023-2024 PROJECTED	2024-2025 BUDGET
SUPPLIES				
02-421-4211 OFFICE SUPPLIES	0	0	0	0
02-421-4212 POSTAGE	0	0	0	0
02-421-4213 MINOR TOOLS & EQUIPMENT	0	100	100	100
02-421-4219 FURNISHINGS & FIXTURES	0	0	0	0
02-421-4221 CHEMICAL	0	2,000	2,000	2,000
02-421-4231 ALL OTHER	346	500	500	500
TOTAL SUPPLIES	346	2,600	2,600	2,600
REPAIRS & MAINTENANCE				
02-421-4321 BUILDINGS	227	1,000	2,020	1,000
02-421-4331 OTHER STRUCTURES	0	10,000	0	10,000
02-421-4351 MOTOR VEHICLES	707	200	150	200
02-421-4361 OTHER EQUIPMENT	0	1,500	0	1,500
02-421-4371 FUEL STORAGE & DELIVERY SYSTEM	5,304	5,000	2,010	5,000
02-421-4381 ALL OTHER (RAMP)	25,258	25,000	38,327	50,000
02-421-4391 SOFTWARE & COMPUTER MAINTENANC	0	0	0	0
TOTAL REPAIRS & MAINTENANCE	31,496	42,700	42,507	67,700
SERVICES				
02-421-4411 COMMUNICATIONS	0	0	1,024	0
02-421-4412 UTILITIES	20,796	20,500	14,349	20,500
02-421-4421 INSURANCE	18,219	16,500	19,541	16,500
02-421-4431 PROFESSIONAL SERVICES	6,703	6,000	4,312	6,000
02-421-4461 CONTRIBUTIONS	0	0	0	0
02-421-4481 ALL OTHER	0	0	0	0
TOTAL SERVICES	45,718	43,000	39,227	43,000
CAPITAL OUTLAY				
02-421-4511 LAND	0	0	0	0
02-421-4521 BUILDINGS	0	0	0	0
02-421-4531 IMPROVEMENTS	0	0	0	0
02-421-4541 MACHINERY & EQUIPMENT	0	0	0	0
TOTAL CAPITAL OUTLAY	0	0	0	0
OTHER				
02-421-4611 DEPRECIATION	0	0	0	0
TOTAL OTHER	0	0	0	0
TOTAL CITY/COUNTY AIRPORT	77,560	88,300	84,334	113,300
TOTAL EXPENDITURES	77,560	88,300	84,334	113,300
REVENUE OVER/(UNDER) EXPENDITURES	(26,646)	(23,800)	16,265	(13,300)

CEMETERY FUND SUMMARY

Balance October 1, 2023	\$394,678
Estimated Revenues FY 2023-24	\$370,237
Funds Available FY 2023-24	\$764,915
Estimated Expenditures FY 2023-24	<u>\$355,500</u>
Estimated Operating Balance September 30, 2024	\$409,415
Estimated Revenues FY 2024-25	\$434,637
Funds Available FY 2024-25	\$844,052
Estimated Expenditures FY 2024-25	<u>\$426,229</u>
Estimated Operating Balance September 30, 2025	\$417,823

CITY OF LEVELLAND
 FORMAL BUDGET REPORT
 AS OF: SEPTEMBER 30TH, 2024

03 -CEMETERY
 REVENUES

	2022-2023 ACTUAL	2023-2024 BUDGET	2023-2024 PROJECTED	2024-2025 BUDGET
03-3101 CURRENT TAX COLLECTIONS	224,421	218,793	221,031	231,059
03-3102 DELINQUENT TAX COLLECTIONS	6,066	4,500	4,402	4,500
03-3103 PENALTY INTEREST	4,342	3,000	3,266	3,000
03-3125 BOND PROCEEDS	0	0	0	0
03-3331 ROYALTIES	4,666	7,000	5,715	7,000
03-3332 INTEREST EARNED	21,590	10,000	21,802	20,000
03-3338 SALE OF LOTS	69,203	80,000	80,269	80,000
03-3339 OPEN/CLOSE	67,450	80,000	73,482	80,000
03-3401 FEDERAL	0	0	0	0
03-3402 STATE	0	0	0	0
03-3403 LOCAL CONTRIBUTION	0	0	0	0
03-3510 MISCELLANEOUS REVENUE	303	0	0	0
03-3511 INTERFUND TRANSFERS IN	0	0	0	50,000
03-3512 INTERFUND TRANSFERS OUT	(39,730)	(39,730)	(39,730)	(40,922)
03-3515 SALE OF ASSETS	0	0	0	0
03-3517 LOAN PROCEEDS - INT FINANCING	0	0	0	0
03-3518 GIFTS & BEQUESTS	0	0	0	0
03-3519 MEMORIAL FEE	0	0	0	0
03-3523 DELAYED RECEIPTS-RECEIVABLE	0	0	0	0
TOTAL REVENUES	358,312	363,563	370,237	434,637

CEMETERY DEPARTMENT

Expenditure Summary:

Account Category	Actual 2022-2023	Budgeted 2023-2024	Estimated 2023-2024	Proposed 2024-2025
4100 Personnel Services	\$220,969	\$233,796	\$234,041	\$246,029
4200 Supplies	\$22,710	\$26,750	\$19,339	\$27,250
4300 Maintenance	\$53,081	\$38,350	\$40,920	\$38,350
4400 Services	\$20,177	\$15,600	\$18,200	\$15,600
4500 Capital Outlay	\$50,436	\$45,000	\$43,000	\$99,000
TOTAL	\$ 367,373	\$ 359,496	\$ 355,500	\$ 426,229

Program Summary:

The Cemetery Department provides grounds maintenance and burial operations for the public in the City of Levelland Cemetery and the Memorial Gardens Cemetery. The activities include maintenance such mowing, watering, and fertilizing; opening and closing graves; and selling cemetery lots.

The overall mission of the Department is to maintain an attractive cemetery that meets the needs of the public in an efficient and effective manner during an emotionally stressful time.

Personnel Summary:

Position Classification	Authorized 2024-2025
Cemetery Foreman	1
Cemetery Maintenance Worker	2
Total Full-time Positions	3
Part-time Maintenance Worker	
Total Part-time Positions	

CEMETERY

CITY OF LEVELLAND
 FORMAL BUDGET REPORT
 AS OF: SEPTEMBER 30TH, 2024

03 -CEMETERY
 EXPENDITURES

	2022-2023 ACTUAL	2023-2024 BUDGET	2023-2024 PROJECTED	2024-2025 BUDGET
PERSONNEL SERVICES				
03-431-4111 SUPERVISION	0	0	0	0
03-431-4113 OPERATIONAL	111,551	117,362	117,362	122,792
03-431-4114 CASUAL	20,155	30,000	21,068	30,000
03-431-4115 OVERTIME	31,053	23,000	31,304	27,000
03-431-4116 LONGEVITY	778	1,104	1,104	1,248
03-431-4117 STABILITY PAY	1,175	1,175	1,175	1,300
03-431-4121 WORKER'S COMPENSATION	5,593	5,520	6,679	5,520
03-431-4122 GROUP INSURANCE	21,427	25,320	23,463	25,320
03-431-4141 RETIREMENT	13,495	15,053	15,053	15,651
03-431-4142 FICA	12,447	13,262	13,262	13,698
03-431-4151 APPAREL	3,296	2,000	3,571	3,500
03-431-4152 AUTO ALLOWANCE	0	0	0	0
03-431-4190 WC REIMBURSEMENT	0	0	0	0
TOTAL PERSONNEL SERVICES	220,969	233,796	234,041	246,029
SUPPLIES				
03-431-4211 OFFICE SUPPLIES	269	1,000	377	1,000
03-431-4212 POSTAGE	0	0	1,500	0
03-431-4213 MINOR TOOLS & EQUIPMENT	7,323	3,000	2,748	3,000
03-431-4214 FUEL	3,581	7,500	3,805	7,500
03-431-4215 FOOD	222	250	250	250
03-431-4216 LAUNDRY-CLEANING	1,588	2,000	2,522	2,500
03-431-4218 SAFETY SUPPLIES	1,487	1,500	728	1,500
03-431-4219 FURNISHINGS & FIXTURES	0	0	0	0
03-431-4221 CHEMICAL	948	1,500	733	1,500
03-431-4222 AGRICULTURE & BOTANICAL	7,291	10,000	6,676	10,000
03-431-4231 ALL OTHER	0	0	0	0
TOTAL SUPPLIES	22,710	26,750	19,339	27,250
REPAIRS & MAINTENANCE				
03-431-4321 BUILDINGS	7,672	4,500	3,186	4,500
03-431-4331 OTHER STRUCTURES	31,809	20,000	20,195	20,000
03-431-4341 MACHINERY	6,366	10,000	14,661	10,000
03-431-4351 MOTOR VEHICLES	6,545	2,500	1,946	2,500
03-431-4391 SOFTWARE & COMPUTER MAINTENANC	689	1,350	933	1,350
TOTAL REPAIRS & MAINTENANCE	53,081	38,350	40,920	38,350
SERVICES				
03-431-4411 COMMUNICATIONS	3,446	3,500	3,830	3,500
03-431-4412 UTILITIES	5,308	5,000	6,079	5,000
03-431-4421 INSURANCE	1,524	1,535	1,969	1,535
03-431-4422 VEHICLE INSURANCE	1,046	1,065	858	1,065
03-431-4431 PROFESSIONAL SERVICES	7,877	2,500	5,463	2,500
03-431-4441 TRAVEL & MEETINGS	0	1,000	0	1,000
03-431-4442 TRAINING	975	1,000	0	1,000

CEMETERY

CITY OF LEVELLAND
FORMAL BUDGET REPORT
AS OF: SEPTEMBER 30TH, 202403 -CEMETERY
EXPENDITURES

	2022-2023 ACTUAL	2023-2024 BUDGET	2023-2024 PROJECTED	2024-2025 BUDGET
03-431-4451 DUES & SUBSCRIPTIONS	0	0	0	0
03-431-4461 CONTRIBUTIONS	0	0	0	0
03-431-4481 ALL OTHER	0	0	0	0
TOTAL SERVICES	20,177	15,600	18,200	15,600
CAPITAL OUTLAY				
03-431-4511 LAND	0	0	0	0
03-431-4521 BUILDINGS	0	0	0	0
03-431-4531 IMPROVEMENTS	32,975	45,000	43,000	10,000
03-431-4532 WATER MAINS	0	0	0	0
03-431-4541 MACHINERY & EQUIPMENT	17,462	0	0	39,000
03-431-4551 MOTOR VEHICLES	0	0	0	50,000
TOTAL CAPITAL OUTLAY	50,436	45,000	43,000	99,000
TOTAL CEMETERY	367,374	359,496	355,500	426,229
TOTAL EXPENDITURES	367,374	359,496	355,500	426,229
REVENUE OVER/(UNDER) EXPENDITURES	(9,062)	4,067	14,737	8,408

ENTERPRISE FUND SUMMARY

Balance October 1, 2023	\$5,948,564
Estimated Revenues FY 2023-24	\$7,549,502
Funds Available FY 2023-24	\$13,498,066
Estimated Expenditures FY 2023-24	<u>\$7,377,836</u>
Estimated Operating Balance September 30, 2024	\$6,120,230
Estimated Revenues FY 2024-25	\$7,695,000
Funds Available FY 2024-25	\$13,815,230
Estimated Expenditures FY 2024-25	<u>\$7,612,183</u>
Capital Expenditures FY 2024-25	\$1,180,000
Operations & Maintenance (O&M) Expenditures FY 2024-25	<u>\$6,432,183</u>
Estimated Operating Balance September 30, 2025	\$6,203,047

CITY OF LEVELLAND
 FORMAL BUDGET REPORT
 AS OF: SEPTEMBER 30TH, 2024

06 -ENTERPRISE
 REVENUES

	2022-2023 ACTUAL	2023-2024 BUDGET	2023-2024 PROJECTED	2024-2025 BUDGET
06-3103 PENALTY	132,299	130,000	107,876	130,000
06-3116 GARBAGE SURCHARGE	0	0	0	0
06-3125 BOND PROCEEDS	0	0	0	0
06-3330 RENTS	45,000	45,000	45,000	45,000
06-3331 ROYALTIES	69,772	85,000	59,448	65,000
06-3332 INTEREST EARNED	256,056	175,000	322,980	225,000
06-3401 FEDERAL	0	0	0	0
06-3402 STATE	0	0	0	0
06-3403 LOCAL CONTRIBUTION	0	0	0	0
06-3404 DEVELOPERS CONTRIBUTION	0	0	0	0
06-3450 CONTRIBUTED CAPITAL	0	0	0	0
06-3503 STREET LIGHT FEES	207,419	205,000	207,044	205,000
06-3504 REFUSE COLLECTION FEES	2,132,459	2,148,000	2,101,424	2,225,000
06-3505 SWIMMING POOL FEES	7,911	10,000	11,017	10,000
06-3507 LANDFILL & TS FEES	385,859	370,000	369,421	385,000
06-3509 REFUSE COLL OBLIG FEES	21,006	20,000	20,963	20,000
06-3510 MISCELLANEOUS REVENUE	36,141	25,000	54,819	30,000
06-3511 INTERFUND TRANSFERS IN	0	0	0	0
06-3512 INTERFUND TRANSFERS OUT	(450,000)	(450,000)	(450,000)	(450,000)
06-3513 GARBAGE CLEARING	0	0	0	0
06-3514 RECYCLED GARBAGE FEES	0	0	0	0
06-3515 SALE OF ASSETS	0	0	0	0
06-3517 LOAN PROCEEDS - INTERNAL FIN	0	536,000	536,000	400,000
06-3518 REFUSE BILL&COLLECTION FEES	168,521	165,000	168,057	170,000
06-3519 LOAN PROCEEDS-EXTERNAL	0	0	0	0
06-3523 DELAYED RECEIPTS-RECEIVABLE	0	0	0	0
06-3601 WATER REVENUE	2,820,301	2,925,000	2,723,627	2,925,000
06-3602 WASTEWATER REVENUE	1,135,490	1,145,000	1,120,816	1,145,000
06-3603 TAPPING FEES	11,900	10,000	6,959	10,000
06-3604 TIE ON FEES	0	0	0	0
06-3605 METER DEPOSITS	0	0	0	0
06-3606 SERVICE CHRG RE-CONNECT FEES	72,825	75,000	60,410	75,000
06-3607 RE-READS TRANSFERS & MTR TEST	0	0	0	0
06-3608 UTILITY LONG/SHORT	37	0	(157)	0
06-3609 DEBIT / CREDIT CARD FEE	82,760	80,000	83,799	80,000
06-3610 RECLAIM WATER	90	0	0	0
06-3611 BACK FLOW TESTING FEES	0	0	0	0
06-3999 GAIN/LOSS ON DISPOSITION ASSET	0	0	0	0
TOTAL REVENUES	7,135,843	7,699,000	7,549,502	7,695,000

ENTERPRISE FUND EXPENDITURE SUMMARY

	Actual 2022-2023	Budgeted 2023-2024	Estimated 2023-2024	Projected 2024-2025
461 Water & Wastewater Admin	\$390,141	\$411,791	\$453,620	\$456,641
462 Water Production	\$2,681,870	\$3,039,646	\$2,759,044	\$3,211,326
463 Waste Water	\$571,824	\$825,968	\$888,171	\$750,782
464 Water Resource	\$0	\$0	\$0	\$0
465 Developer's Capital Imp.	\$0	\$0	\$0	\$0
466 Sanitation	\$2,640,238	\$3,103,606	\$2,961,193	\$2,875,112
467 Swimming Pool	\$57,707	\$95,922	\$97,418	\$98,322
468 Street Lights	\$238,167	\$220,000	\$212,840	\$220,000
Total	\$6,579,947	\$7,696,933	\$7,372,286	\$7,612,183

WATER & WASTEWATER ADMINISTRATION DEPARTMENT

Expenditure Summary:

Account Category	Actual 2022-2023	Budgeted 2023-2024	Estimated 2023-2024	Proposed 2024-2025
4100 Personnel Services	\$210,668	\$237,941	\$241,464	\$260,991
4200 Supplies	\$33,969	\$33,500	\$35,451	\$41,000
4300 Maintenance	\$41,480	\$43,000	\$48,441	\$43,000
4400 Services	\$104,024	\$97,350	\$128,264	\$111,650
4500 Capital Outlay	\$0	\$0	\$0	\$0
TOTAL	\$ 390,141	\$ 411,791	\$ 453,620	\$ 456,641

Program Summary:

The Water and Wastewater Administration Department provides billing and collection services for water, wastewater, and sanitation service; accounts payable, budgetary accounting, payroll, and computer operations for the City; and the Enterprise Funds portion of general building and operating expenditures. The activities involved in providing these services include computing and sending bills, collecting payments, handling complaints and resolving service problems, handling accounts payable and payroll, and handling dispatching for all public works crews.

The overall mission of the Department is to provide quality customer service and accurate accounting services for the City.

Personnel Summary:

Position Classification	Authorized 2024-2025
Billing / Payroll Clerk	1
Accounts Payable Clerk	1
Cashier / Clerk	2
Total Full-time Positions	4

06 -ENTERPRISE
EXPENDITURES

	2022-2023 ACTUAL	2023-2024 BUDGET	2023-2024 PROJECTED	2024-2025 BUDGET
PERSONNEL SERVICES				
06-461-4112 CLERICAL	148,463	166,956	166,956	187,285
06-461-4114 CASUAL	0	0	0	0
06-461-4115 OVERTIME	3,896	2,000	7,633	2,000
06-461-4116 LONGEVITY	1,306	1,872	1,872	1,776
06-461-4117 STABILITY PAY	2,050	2,250	2,250	1,925
06-461-4121 WORKER'S COMPENSATION	886	930	1,152	930
06-461-4122 GROUP INSURANCE	28,377	32,520	29,916	32,160
06-461-4131 BONDS AND FILING FEES	193	0	271	0
06-461-4141 RETIREMENT	14,459	18,173	18,173	20,265
06-461-4142 FICA	11,038	13,240	13,240	14,650
06-461-4152 AUTO ALLOWANCE	0	0	0	0
06-461-4190 WC REIMBURSEMENT	0	0	0	0
06-461-4191 OTHER REIMBURSEMENTS	0	0	0	0
TOTAL PERSONNEL SERVICES	210,668	237,941	241,464	260,991
SUPPLIES				
06-461-4211 OFFICE SUPPLIES	7,469	10,000	10,037	10,000
06-461-4212 POSTAGE	26,500	22,500	24,400	28,000
06-461-4213 MINOR TOOLS & EQUIPMENT	0	1,000	1,014	3,000
06-461-4216 LAUNDRY-CLEANING	0	0	0	0
06-461-4219 FURNISHINGS & FIXTURES	0	0	0	0
TOTAL SUPPLIES	33,969	33,500	35,451	41,000
REPAIRS & MAINTENANCE				
06-461-4321 BUILDINGS	0	0	0	0
06-461-4341 MACHINERY	0	1,500	600	1,500
06-461-4361 OTHER EQUIPMENT	125	1,500	1,500	1,500
06-461-4391 SOFTWARE & COMPUTER MAINTENANC	41,355	40,000	46,341	40,000
TOTAL REPAIRS & MAINTENANCE	41,480	43,000	48,441	43,000
SERVICES				
06-461-4411 COMMUNICATIONS	8,110	13,000	13,000	13,000
06-461-4412 UTILITIES	0	0	0	0
06-461-4421 INSURANCE	0	0	6,294	0
06-461-4431 PROFESSIONAL SERVICES	93,109	80,000	105,918	92,000
06-461-4432 HIRE OF EQUIPMENT	0	0	0	0
06-461-4433 COPIER EQUIPMENT	1,469	1,750	1,750	1,750
06-461-4441 TRAVEL & MEETINGS	736	2,000	727	2,000
06-461-4442 TRAINING	0	100	575	1,500
06-461-4451 SUBSCRIPTIONS and DUES	600	500	0	500
06-461-4461 CONTRIBUTIONS	0	0	0	0
06-461-4481 ALL OTHER	0	0	0	900
06-461-4494 INTEREST PAYMENT	0	0	0	0
TOTAL SERVICES	104,024	97,350	128,264	111,650

06 -ENTERPRISE
EXPENDITURES

	2022-2023 ACTUAL	2023-2024 BUDGET	2023-2024 PROJECTED	2024-2025 BUDGET
<hr/>				
CAPITAL OUTLAY				
06-461-4511 LAND	0	0	0	0
06-461-4521 BUILDINGS	0	0	0	0
06-461-4541 MACHINERY & EQUIPMENT	<u>0</u>	<u>0</u>	<u>0</u>	<u>0</u>
TOTAL CAPITAL OUTLAY	0	0	0	0
OTHER				
06-461-4610 BAD DEBT EXPENSE	0	0	0	0
06-461-4611 DEPRECIATION	<u>0</u>	<u>0</u>	<u>0</u>	<u>0</u>
TOTAL OTHER	<u>0</u>	<u>0</u>	<u>0</u>	<u>0</u>
TOTAL WATER & WASTEWATER ADMIN	<u>390,141</u>	<u>411,791</u>	<u>453,620</u>	<u>456,641</u>

WATER DEPARTMENT

Expenditure Summary:

Account Category	Actual 2022-2023	Budgeted 2023-2024	Estimated 2023-2024	Proposed 2024-2025
4100 Personnel Services	\$506,007	\$493,161	\$518,161	\$503,891
4200 Supplies	\$63,416	\$48,500	\$43,896	\$48,500
4300 Maintenance	\$275,323	\$187,800	\$264,532	\$187,800
4400 Services	\$1,791,599	\$1,885,185	\$1,737,775	\$1,961,135
4500 Capital Outlay	\$45,525	\$425,000	\$194,680	\$510,000
TOTAL	\$ 2,681,870	\$ 3,039,646	\$ 2,759,044	\$ 3,211,326

Program Summary:

The Water Department provides water source services including surface water purchases and treatment, well field production, and operations and maintenance of the water distribution system. The activities included in providing this service include monitoring and maintaining all wells and booster pumps; repairing and maintaining water lines, service lines, valves, fire hydrants, meters, and other equipment; performing service calls; and collecting and submitting samples to the appropriate state agency for analysis to assure that all primary drinking water standards are being met.

The overall mission of this Department is to maintain a safe and adequate supply of potable water for public use and to maintain the system in optimum operating condition. The Director of Public Works is stationed in the Water Department but pay is split among the four departments he supervises.

Personnel Summary:

Position Classification	Authorized 2024-2025
Director of Public Works	1
Foreman	1
Utility Operator II	1
Utility Operator I	4
Secretary	1
Total Full-time Positions	8

06 -ENTERPRISE
EXPENDITURES

	2022-2023 ACTUAL	2023-2024 BUDGET	2023-2024 PROJECTED	2024-2025 BUDGET
PERSONNEL SERVICES				
06-462-4111 SUPERVISION	0	0	0	0
06-462-4112 CLERICAL	39,062	41,004	41,004	42,235
06-462-4113 OPERATIONAL	229,640	242,613	242,613	249,892
06-462-4114 CASUAL	0	5,000	5,000	5,000
06-462-4115 OVERTIME	103,214	65,000	87,088	65,000
06-462-4116 LONGEVITY	1,304	2,256	2,256	2,496
06-462-4117 STABILITY PAY	1,925	2,450	2,450	2,725
06-462-4121 WORKER'S COMPENSATION	5,831	6,123	5,824	6,123
06-462-4122 GROUP INSURANCE	54,590	58,920	55,639	58,920
06-462-4131 BONDS AND FILING FEES	0	0	0	0
06-462-4141 RETIREMENT	35,198	37,553	37,553	38,500
06-462-4142 FICA	27,960	27,742	27,742	28,500
06-462-4151 APPAREL	7,283	4,500	10,992	4,500
06-462-4152 AUTO ALLOWANCE	0	0	0	0
06-462-4190 WC REIMBURSEMENT	0	0	0	0
06-462-4191 OTHER REIMBURSEMENTS	0	0	0	0
TOTAL PERSONNEL SERVICES	506,007	493,161	518,161	503,891
SUPPLIES				
06-462-4211 OFFICE SUPPLIES	7,692	2,500	2,945	2,500
06-462-4213 MINOR TOOLS & EQUIPMENT	13,988	12,500	8,383	12,500
06-462-4214 FUEL	27,031	20,500	19,577	20,500
06-462-4215 FOOD	807	1,000	972	1,000
06-462-4216 LAUNDRY-CLEANING	2,188	2,000	2,400	2,000
06-462-4218 SAFETY SUPPLIES	4,523	7,000	6,688	7,000
06-462-4219 FURNISHINGS & FIXTURES	0	0	0	0
06-462-4221 CHEMICAL	7,186	3,000	2,931	3,000
06-462-4231 ALL OTHER	0	0	0	0
TOTAL SUPPLIES	63,416	48,500	43,896	48,500
REPAIRS & MAINTENANCE				
06-462-4311 LAND	0	0	0	0
06-462-4321 BUILDINGS	0	5,000	5,000	5,000
06-462-4331 OTHER STRUCTURES	246,852	150,000	228,618	150,000
06-462-4341 MACHINERY	6,552	20,000	15,070	20,000
06-462-4351 MOTOR VEHICLES	20,875	11,000	14,226	11,000
06-462-4361 OTHER EQUIPMENT	0	500	500	500
06-462-4391 SOFTWARE & COMPUTER MAINTENANC	1,045	1,300	1,119	1,300
TOTAL REPAIRS & MAINTENANCE	275,323	187,800	264,532	187,800
SERVICES				
06-462-4411 COMMUNICATIONS	15,762	12,500	12,285	12,500
06-462-4412 UTILITIES	128,831	110,000	110,109	110,000
06-462-4421 INSURANCE	27,220	25,570	32,728	25,570
06-462-4422 VEHICLE INSURANCE	3,411	3,930	3,594	3,930

WATER PRODUCTION

CITY OF LEVELLAND
FORMAL BUDGET REPORT
AS OF: SEPTEMBER 30TH, 202406 -ENTERPRISE
EXPENDITURES

	2022-2023 ACTUAL	2023-2024 BUDGET	2023-2024 PROJECTED	2024-2025 BUDGET
06-462-4431 PROFESSIONAL SERVICES	52,206	45,000	60,234	45,000
06-462-4432 HIRE OF EQUIPMENT	380	3,000	1,690	3,000
06-462-4441 TRAVEL & MEETINGS	420	5,000	2,046	5,000
06-462-4442 TRAINING	5,011	3,500	2,691	3,500
06-462-4451 DUES & SUBSCRIPTIONS	17,134	20,000	19,339	20,000
06-462-4461 CONTRIBUTIONS	0	0	0	0
06-462-4471 JUDGEMENTS & DAMAGES	0	0	0	0
06-462-4481 ALL OTHER	0	0	0	0
06-462-4491 L W T & PLANT RETIREMENT	302,533	250,000	323,655	300,000
06-462-4492 CANADIAN RIVER WATER	1,157,975	1,325,935	1,088,684	1,351,885
06-462-4493 WATER METER LOAN PAYMENTS	0	0	0	0
06-462-4494 INTEREST PAYMENT	0	0	0	0
06-462-4495 SIB LOAN PAYMENTS	67,969	68,000	67,970	68,000
06-462-4496 CRMWA BOND ISSUE COSTS	0	0	0	0
06-462-4499 PAYMENTS-CAPITAL FINANCE FUND	<u>12,748</u>	<u>12,750</u>	<u>12,750</u>	<u>12,750</u>
TOTAL SERVICES	1,791,599	1,885,185	1,737,775	1,961,135
CAPITAL OUTLAY				
06-462-4511 LAND	0	0	0	0
06-462-4521 BUILDINGS	0	0	0	0
06-462-4531 IMPROVEMENTS	1,890	90,000	0	90,000
06-462-4532 WATER MAINS	35,400	150,000	0	150,000
06-462-4534 INTERNALLY FINANCED IMPROVEMEN	0	0	0	0
06-462-4541 MACHINERY & EQUIPMENT	8,235	185,000	160,000	205,000
06-462-4544 INTERNALLY FINANCED EQUIPMENT	0	0	0	0
06-462-4551 MOTOR VEHICLES	<u>0</u>	<u>0</u>	<u>34,680</u>	<u>65,000</u>
TOTAL CAPITAL OUTLAY	45,525	425,000	194,680	510,000
OTHER				
06-462-4611 DEPRECIATION	0	0	0	0
06-462-4612 BOND PREM-DISC AMORTIZATION	0	0	0	0
06-462-4613 WATER RESOURCE AMORTIZATION	<u>0</u>	<u>0</u>	<u>0</u>	<u>0</u>
TOTAL OTHER	<u>0</u>	<u>0</u>	<u>0</u>	<u>0</u>
TOTAL WATER PRODUCTION	<u>2,681,870</u>	<u>3,039,646</u>	<u>2,759,044</u>	<u>3,211,326</u>

WASTEWATER DEPARTMENT

Expenditure Summary:

Account Category	Actual 2022-2023	Budgeted 2023-2024	Estimated 2023-2024	Proposed 2024-2025
4100 Personnel Services	\$199,357	\$214,215	\$236,637	\$222,159
4200 Supplies	\$41,251	\$48,800	\$45,379	\$50,500
4300 Maintenance	\$84,211	\$113,500	\$208,754	\$113,500
4400 Services	\$236,005	\$254,453	\$230,017	\$199,623
4500 Capital Outlay	\$11,000	\$195,000	\$167,384	\$165,000
TOTAL	\$ 571,824	\$ 825,968	\$ 888,171	\$ 750,782

Program Summary:

The Wastewater Department provides for the operation and maintenance of the wastewater treatment plant, and the operation and maintenance of the collection system. The activities involved in providing this service include monitoring and maintaining lift stations, cleaning out and repairing clogged lines, monitoring the wastewater treatment process, testing wastewater samples, and maintaining the treatment plant.

The overall mission of this Department is to provide an effective and environmentally safe collection, treatment, and disposal system for wastewater by operating in accordance with the Texas Commission on Environmental Quality and the U.S. Environmental Protection Agency.

Personnel Summary:

Position Classification	Authorized 2024-2025
Plant Operator	1
Utility Operator I	1
Utility Operator II	1
Total Full-time Positions	3

WASTEWATER

CITY OF LEVELLAND
FORMAL BUDGET REPORT
AS OF: SEPTEMBER 30TH, 202406 -ENTERPRISE
EXPENDITURES

	2022-2023 ACTUAL	2023-2024 BUDGET	2023-2024 PROJECTED	2024-2025 BUDGET
PERSONNEL SERVICES				
06-463-4111 SUPERVISION	0	0	0	0
06-463-4113 OPERATIONAL	119,607	126,155	126,155	134,340
06-463-4114 CASUAL	0	5,000	0	5,000
06-463-4115 OVERTIME	21,168	22,000	49,822	22,000
06-463-4116 LONGEVITY	798	1,200	1,200	1,344
06-463-4117 STABILITY PAY	1,100	1,200	1,200	1,550
06-463-4121 WORKER'S COMPENSATION	3,619	3,800	3,800	3,800
06-463-4122 GROUP INSURANCE	25,383	24,360	21,948	24,360
06-463-4131 BONDS AND FILING FEES	0	0	0	0
06-463-4141 RETIREMENT	13,467	16,035	16,035	14,636
06-463-4142 FICA	10,609	12,065	12,066	12,729
06-463-4151 APPAREL	3,605	2,400	4,410	2,400
06-463-4152 AUTO ALLOWANCE	0	0	0	0
06-463-4190 WC REIMBURSEMENT	0	0	0	0
06-463-4191 OTHER REIMBURSEMENTS	0	0	0	0
TOTAL PERSONNEL SERVICES	199,357	214,215	236,637	222,159
SUPPLIES				
06-463-4211 OFFICE SUPPLIES	531	1,000	710	1,000
06-463-4213 MINOR TOOLS & EQUIPMENT	1,071	7,000	6,999	7,000
06-463-4214 FUEL	15,342	17,000	12,739	17,000
06-463-4215 FOOD	173	300	282	300
06-463-4216 LAUNDRY-CLEANING	1,080	1,000	1,440	1,500
06-463-4218 SAFETY SUPPLIES	6,700	6,000	5,886	6,200
06-463-4219 FURNISHINGS & FIXTURES	0	0	0	0
06-463-4221 CHEMICAL	15,516	15,000	15,000	15,000
06-463-4222 AGRICULTURAL & BOTANICAL	0	500	500	500
06-463-4231 ALL OTHER	838	1,000	1,823	2,000
TOTAL SUPPLIES	41,251	48,800	45,379	50,500
REPAIRS & MAINTENANCE				
06-463-4321 BUILDINGS	7,374	1,500	1,500	1,500
06-463-4331 OTHER STRUCTURES	50,480	75,000	170,254	75,000
06-463-4341 MACHINERY	23,512	25,000	25,000	25,000
06-463-4351 MOTOR VEHICLES	2,845	10,000	10,000	10,000
06-463-4361 OTHER EQUIPMENT	0	2,000	2,000	2,000
06-463-4391 SOFTWARE & COMPUTER MAINTENANC	0	0	0	0
TOTAL REPAIRS & MAINTENANCE	84,211	113,500	208,754	113,500
SERVICES				
06-463-4411 COMMUNICATIONS	3,795	5,000	4,916	5,000
06-463-4412 UTILITIES	98,355	96,000	87,978	96,000
06-463-4421 INSURANCE	9,979	9,170	11,800	9,170
06-463-4422 VEHICLE INSURANCE	2,228	3,590	2,280	3,590
06-463-4431 PROFESSIONAL SERVICES	50,821	65,000	78,477	65,000

WASTEWATER

CITY OF LEVELLAND
FORMAL BUDGET REPORT
AS OF: SEPTEMBER 30TH, 202406 -ENTERPRISE
EXPENDITURES

	2022-2023 ACTUAL	2023-2024 BUDGET	2023-2024 PROJECTED	2024-2025 BUDGET
06-463-4432 HIRE OF EQUIPMENT	0	2,500	27,430	2,500
06-463-4441 TRAVEL & MEETINGS	0	2,000	2,000	2,000
06-463-4442 TRAINING	2,522	2,500	2,500	2,500
06-463-4451 DUES & SUBSCRIPTIONS	4,616	5,000	3,774	5,000
06-463-4461 CONTRIBUTIONS	0	0	0	0
06-463-4471 JUDGEMENTS & DAMAGES	0	0	0	0
06-463-4481 ALL OTHER	0	0	0	0
06-463-4493 PAYMENTS-EXTERNAL FINANCE	53,129	53,130	0	0
06-463-4494 INTEREST PAYMENT	1,697	1,700	0	0
06-463-4499 PAYMENTS-CAPITAL FINANCE FUND	<u>8,863</u>	<u>8,863</u>	<u>8,863</u>	<u>8,863</u>
TOTAL SERVICES	236,005	254,453	230,017	199,623
CAPITAL OUTLAY				
06-463-4511 LAND	0	0	0	0
06-463-4521 BUILDINGS	0	0	0	0
06-463-4531 IMPROVEMENTS	11,000	30,000	4,153	35,000
06-463-4533 SEWER MAINS	0	0	0	0
06-463-4534 INTERNALLY FINANCED IMPROVEMEN	0	0	0	0
06-463-4541 MACHINERY & EQUIPMENT	0	90,000	70,000	55,000
06-463-4544 INTERNALLY FINANCED EQUIPMENT	0	0	0	0
06-463-4551 MOTOR VEHICLES	<u>0</u>	<u>75,000</u>	<u>93,231</u>	<u>75,000</u>
TOTAL CAPITAL OUTLAY	11,000	195,000	167,384	165,000
OTHER				
06-463-4611 DEPRECIATION	<u>0</u>	<u>0</u>	<u>0</u>	<u>0</u>
TOTAL OTHER	<u>0</u>	<u>0</u>	<u>0</u>	<u>0</u>
TOTAL WASTEWATER	<u>571,824</u>	<u>825,968</u>	<u>888,172</u>	<u>750,782</u>

WATER RESOURCE
06 -ENTERPRISE
EXPENDITURES

CITY OF LEVELLAND
FORMAL BUDGET REPORT
AS OF: SEPTEMBER 30TH, 2024

	2022-2023 ACTUAL	2023-2024 BUDGET	2023-2024 PROJECTED	2024-2025 BUDGET
<hr/>				
<u>REPAIRS & MAINTENANCE</u>				
06-464-4391 SOFTWARE & COMPUTER MAINTENANC	<u>0</u>	<u>0</u>	<u>0</u>	<u>0</u>
TOTAL REPAIRS & MAINTENANCE	0	0	0	0
<u>SERVICES</u>				
06-464-4431 PROFESSIONAL SERVICES	<u>0</u>	<u>0</u>	<u>0</u>	<u>0</u>
TOTAL SERVICES	0	0	0	0
<u>CAPITAL OUTLAY</u>				
06-464-4511 LAND	<u>0</u>	<u>0</u>	<u>0</u>	<u>0</u>
TOTAL CAPITAL OUTLAY	<u>0</u>	<u>0</u>	<u>0</u>	<u>0</u>
TOTAL WATER RESOURCE	<u>0</u>	<u>0</u>	<u>0</u>	<u>0</u>

DEVELOPER'S CAPITAL IMPRO

CITY OF LEVELLAND
 FORMAL BUDGET REPORT
 AS OF: SEPTEMBER 30TH, 2024

06 -ENTERPRISE
 EXPENDITURES

	2022-2023 ACTUAL	2023-2024 BUDGET	2023-2024 PROJECTED	2024-2025 BUDGET
<u>REPAIRS & MAINTENANCE</u>				
06-465-4391 SOFTWARE & COMPUTER MAINTENANC	0	0	0	0
TOTAL REPAIRS & MAINTENANCE	0	0	0	0
<u>SERVICES</u>				
06-465-4413 ADVERTISING	0	0	0	0
06-465-4431 PROFESSIONAL SERVICES	0	0	0	0
TOTAL SERVICES	0	0	0	0
<u>CAPITAL OUTLAY</u>				
06-465-4521 BUILDINGS	0	0	0	0
06-465-4531 IMPROVEMENTS	0	0	0	0
06-465-4532 WATER MAINS	0	0	0	0
06-465-4533 SEWER MAINS	0	0	0	0
TOTAL CAPITAL OUTLAY	0	0	0	0
<u>OTHER</u>				
06-465-4611 DEPRECIATION	0	0	0	0
TOTAL OTHER	0	0	0	0
TOTAL DEVELOPER'S CAPITAL IMPRO	0	0	0	0
	=====	=====	=====	=====

SANITATION DEPARTMENT

Expenditure Summary:

Account Category	Actual 2022-2023	Budgeted 2023-2024	Estimated 2023-2024	Proposed 2024-2025
4100 Personnel Services	\$466,805	\$497,372	\$496,109	\$502,485
4200 Supplies	\$66,074	\$64,550	\$59,683	\$66,850
4300 Maintenance	\$158,956	\$77,000	\$74,234	\$77,500
4400 Services	\$1,901,313	\$1,833,684	\$1,703,911	\$1,738,277
4500 Capital Outlay	\$47,090	\$631,000	\$627,256	\$490,000
TOTAL	\$ 2,640,238	\$ 3,103,606	\$ 2,961,193	\$ 2,875,112

Program Summary:

The Sanitation Department provides mechanized residential and commercial solid collection, provides manual brush and large item collection, provides post closure maintenance on the old landfill, operates a transfer station and recycling center for the benefit of the public, operates a new Arid Exempt landfill, and provides for the disposal of all solid waste in accordance with State and Federal regulations. Many of these services are provided through a contract with Republic Waste who is responsible for most collection activities and some Type I disposal.

The overall mission of this Department is to provide all customers with services as scheduled and to ensure compliance with all applicable Federal and State environmental regulations.

Personnel Summary:

Position Classification	Authorized 2024-2025
Maintenance Worker II	2
Maintenance Worker I	3
Equipment Operator	1
Total Full-time Positions	6

SANITATION

CITY OF LEVELLAND
FORMAL BUDGET REPORT
AS OF: SEPTEMBER 30TH, 202406 -ENTERPRISE
EXPENDITURES

	2022-2023 ACTUAL	2023-2024 BUDGET	2023-2024 PROJECTED	2024-2025 BUDGET
PERSONNEL SERVICES				
06-466-4111 SUPERVISOR	72,700	76,335	76,335	78,625
06-466-4112 CLERICAL	0	0	0	0
06-466-4113 OPERATIONAL	227,458	238,476	238,476	245,630
06-466-4114 CASUAL	2,960	15,000	0	15,000
06-466-4115 OVERTIME	23,867	20,000	32,306	25,000
06-466-4116 LONGEVITY	3,410	4,320	4,320	3,648
06-466-4117 STABILITY PAY	4,400	4,850	4,850	3,900
06-466-4121 WORKER'S COMPENSATION	12,370	12,989	14,364	12,989
06-466-4122 GROUP INSURANCE	59,135	58,800	55,243	49,680
06-466-4141 RETIREMENT	31,107	36,420	36,420	37,236
06-466-4142 FICA	24,012	27,682	27,682	28,277
06-466-4151 APPAREL	5,385	2,500	6,112	2,500
06-466-4152 AUTO ALLOWANCE	0	0	0	0
06-466-4190 WC REIMBURSEMENT	0	0	0	0
06-466-4191 OTHER REIMBURSEMENTS	0	0	0	0
TOTAL PERSONNEL SERVICES	466,805	497,372	496,109	502,485
SUPPLIES				
06-466-4211 SUPPLIES	433	2,000	1,955	2,000
06-466-4213 MINOR TOOLS & EQUIPMENT	1,391	2,000	1,377	2,000
06-466-4214 FUEL	58,105	53,000	45,073	53,000
06-466-4215 FOOD	864	800	800	800
06-466-4216 LAUNDRY AND CLEANING	2,818	1,500	3,736	1,500
06-466-4218 SAFETY SUPPLIES	1,695	2,500	2,949	2,800
06-466-4219 FURNISHINGS & FIXTURES	0	0	0	2,000
06-466-4221 CHEMICAL	57	2,000	2,000	2,000
06-466-4231 ALL OTHER	711	750	1,793	750
TOTAL SUPPLIES	66,074	64,550	59,683	66,850
REPAIRS & MAINTENANCE				
06-466-4321 BUILDINGS	0	1,000	1,280	1,500
06-466-4331 OTHER STRUCTURES	4,033	5,000	4,705	5,000
06-466-4341 MACHINERY	150,026	55,000	55,877	55,000
06-466-4351 MOTOR VEHICLES	4,896	8,000	5,372	8,000
06-466-4361 OTHER EQUIPMENT	0	3,000	2,000	3,000
06-466-4391 SOFTWARE & COMPUTER MAINTENANCE	0	5,000	5,000	5,000
TOTAL REPAIRS & MAINTENANCE	158,956	77,000	74,234	77,500
SERVICES				
06-466-4411 COMMUNICATIONS	4,556	6,900	6,309	6,900
06-466-4412 UTILITIES	17,376	22,900	19,315	22,900
06-466-4413 ADVERTISING	0	0	0	0
06-466-4421 INSURANCE	6,169	8,680	7,186	8,680
06-466-4422 VEHICLE INSURANCE	6,157	4,160	5,138	4,160
06-466-4431 PROFESSIONAL SERVICES	1,488,054	1,475,000	1,477,188	1,501,625

SANITATION

CITY OF LEVELLAND
FORMAL BUDGET REPORT
AS OF: SEPTEMBER 30TH, 202406 -ENTERPRISE
EXPENDITURES

	2022-2023 ACTUAL	2023-2024 BUDGET	2023-2024 PROJECTED	2024-2025 BUDGET
06-466-4432 HIRE OF EQUIPMENT	75	0	0	0
06-466-4441 TRAVEL & MEETINGS	142	1,000	0	1,000
06-466-4442 TRAINING	1,950	2,500	842	2,500
06-466-4451 DUES & SUBSCRIPTIONS	12,288	13,000	10,522	13,000
06-466-4471 JUDGEMENTS & DAMAGES	0	0	0	0
06-466-4481 ALL OTHER	0	300	200	300
06-466-4493 EQUIPMENT LEASE PAYMENTS	118,255	118,255	0	0
06-466-4494 INTEREST PAYMENT	3,777	3,777	0	0
06-466-4499 PAYMENTS-CAPITAL FINANCE FUND	0	177,212	177,212	177,212
TOTAL SERVICES	1,658,799	1,833,684	1,703,911	1,738,277
<u>CAPITAL OUTLAY</u>				
06-466-4511 LAND	0	0	0	0
06-466-4521 BUILDINGS	0	0	0	0
06-466-4531 IMPROVEMENTS	1,053	55,000	55,000	50,000
06-466-4534 INTERNAL FINANCED IMPROVEMENTS	0	536,000	535,928	400,000
06-466-4541 MACHINERY & EQUIPMENT	0	0	0	0
06-466-4551 MOTOR VEHICLES	46,037	40,000	36,328	40,000
TOTAL CAPITAL OUTLAY	47,090	631,000	627,256	490,000
<u>OTHER</u>				
06-466-4611 DEPRECIATION	0	0	0	0
06-466-4615 AMORT - LANDFILL CLOSURE COSTS	0	0	0	0
TOTAL OTHER	0	0	0	0
TOTAL SANITATION	2,397,724	3,103,606	2,961,193	2,875,112
	=====	=====	=====	=====

SWIMMING POOL DEPARTMENT

Expenditure Summary:

Account Category	Actual 2022-2023	Budgeted 2023-2024	Estimated 2023-2024	Proposed 2024-2025
4100 Personnel Services	\$22,175	\$44,122	\$44,859	\$45,022
4200 Supplies	\$11,737	\$14,150	\$15,482	\$15,650
4300 Maintenance	\$16,152	\$16,000	\$22,229	\$16,000
4400 Services	\$7,643	\$6,650	\$6,848	\$6,650
4500 Capital Outlay	\$0	\$15,000	\$8,000	\$15,000
TOTAL	\$ 57,707	\$ 95,922	\$ 97,418	\$ 98,322

Program Summary:

The Swimming Pool Department provides seasonal recreational services through the operation and maintenance of the swimming pool located in City Park. The activities involved in providing this service include the hiring and training of life guards, maintenance on equipment, and operation of a concession stand. Major maintenance and support services for this department are provided by the Park Department.

The overall mission of this Department is to maintain the swimming pool in a safe and clean operating condition for the enjoyment of the public.

Personnel Summary:

Position Classification	Authorized 2024-2025
Pool Manager	1
Assistant Pool Manager	1
Lifeguards	12
Total Part-time Positions	14

SWIMMING POOL
06 -ENTERPRISE
EXPENDITURES

CITY OF LEVELLAND
FORMAL BUDGET REPORT
AS OF: SEPTEMBER 30TH, 2024

	2022-2023 ACTUAL	2023-2024 BUDGET	2023-2024 PROJECTED	2024-2025 BUDGET
PERSONNEL SERVICES				
06-467-4113 OPERATIONAL	0	0	0	0
06-467-4114 CASUAL	20,360	38,500	38,376	38,500
06-467-4115 OVERTIME	0	1,000	1,000	1,000
06-467-4121 WORKER'S COMPENSATION	0	1,000	1,000	1,000
06-467-4142 FICA	1,558	3,022	3,022	3,022
06-467-4151 WEARING APPAREL	258	600	1,462	1,500
06-467-4152 AUTO ALLOWANCE	0	0	0	0
06-467-4190 WC REIMBURSEMENT	0	0	0	0
06-467-4191 OTHER REIMBURSEMENTS	0	0	0	0
TOTAL PERSONNEL SERVICES	22,175	44,122	44,859	45,022
SUPPLIES				
06-467-4211 SUPPLIES	0	150	350	150
06-467-4213 MINOR TOOLS & EQUIPMENT	0	1,000	101	1,000
06-467-4215 FOOD	5,193	5,500	5,019	5,500
06-467-4216 LAUNDRY-CLEANING	268	500	250	500
06-467-4218 SAFETY SUPPLIES	0	500	213	2,000
06-467-4219 FURNISHINGS & FIXTURES	0	0	0	0
06-467-4221 CHEMICAL	4,746	5,000	8,884	5,000
06-467-4222 AGRICULTURAL AND BOTANICAL	43	500	165	500
06-467-4231 ALL OTHER	1,487	1,000	500	1,000
TOTAL SUPPLIES	11,737	14,150	15,482	15,650
REPAIRS & MAINTENANCE				
06-467-4321 BUILDINGS	5,500	10,000	9,459	10,000
06-467-4331 OTHER STRUCTURES	10,653	5,000	12,629	5,000
06-467-4341 MACHINERY	0	1,000	141	1,000
06-467-4391 SOFTWARE & COMPUTER MAINTENANC	0	0	0	0
TOTAL REPAIRS & MAINTENANCE	16,152	16,000	22,229	16,000
SERVICES				
06-467-4411 COMMUNICATIONS	478	500	556	500
06-467-4412 UTILITIES	4,424	3,000	3,330	3,000
06-467-4421 INSURANCE	120	150	30	150
06-467-4431 PROFESSIONAL SERVICES	2,027	2,500	2,434	2,500
06-467-4432 HIRE OF EQUIPMENT	0	0	0	0
06-467-4442 TRAINING	0	0	0	0
06-467-4481 ALL OTHER	595	500	499	500
06-467-4494 INTEREST PAYMENT	0	0	0	0
06-467-4499 PAYMENTS-CAPITAL FINANCE FUND	0	0	0	0
TOTAL SERVICES	7,643	6,650	6,848	6,650
CAPITAL OUTLAY				
06-467-4531 IMPROVEMENTS	0	15,000	8,000	15,000
06-467-4534 INTERNALLY FINANCED IMPROVEMEM	0	0	0	0

SWIMMING POOL
06 -ENTERPRISE
EXPENDITURES

CITY OF LEVELLAND
FORMAL BUDGET REPORT
AS OF: SEPTEMBER 30TH, 2024

	2022-2023 ACTUAL	2023-2024 BUDGET	2023-2024 PROJECTED	2024-2025 BUDGET
06-467-4541 MACHINERY & EQUIPMENT	<u>0</u>	<u>0</u>	<u>0</u>	<u>0</u>
TOTAL CAPITAL OUTLAY	0	15,000	8,000	15,000
OTHER				
06-467-4611 DEPRECIATION	<u>0</u>	<u>0</u>	<u>0</u>	<u>0</u>
TOTAL OTHER	<u>0</u>	<u>0</u>	<u>0</u>	<u>0</u>
TOTAL SWIMMING POOL	57,707	95,922	97,419	98,322
	=====	=====	=====	=====

STREET LIGHTS
06 -ENTERPRISE
EXPENDITURES

CITY OF LEVELLAND
FORMAL BUDGET REPORT
AS OF: SEPTEMBER 30TH, 2024

	2022-2023 ACTUAL	2023-2024 BUDGET	2023-2024 PROJECTED	2024-2025 BUDGET
<hr/>				
REPAIRS & MAINTENANCE				
06-468-4331 OTHER STRUCTURES	0	0	0	0
06-468-4391 SOFTWARE & COMPUTER MAINTENANC	<u>0</u>	<u>0</u>	<u>0</u>	<u>0</u>
TOTAL REPAIRS & MAINTENANCE	0	0	0	0
SERVICES				
06-468-4412 UTILITIES	<u>238,167</u>	<u>220,000</u>	<u>212,840</u>	<u>220,000</u>
TOTAL SERVICES	<u>238,167</u>	<u>220,000</u>	<u>212,840</u>	<u>220,000</u>
TOTAL STREET LIGHTS	<u>238,167</u>	<u>220,000</u>	<u>212,840</u>	<u>220,000</u>
TOTAL EXPENDITURES	<u>6,315,823</u>	<u>7,696,933</u>	<u>7,372,288</u>	<u>7,612,183</u>
REVENUE OVER/(UNDER) EXPENDITURES	<u>820,020</u>	<u>2,067</u>	<u>177,215</u>	<u>82,817</u>

CAPITAL FINANCING FUND SUMMARY

Balance October 1, 2023	\$960,880
Estimated Revenues FY 2023-24	\$36,436
Estimated Loan Principal Repayments FY 2023-24	\$217,129
Funds Available FY 2023-24	\$1,214,445
Estimated Loans FY 2023-24	<u>\$644,000</u>

Estimated Operating Balance September 30, 2024	\$570,445
Estimated Revenues FY 2024-25	\$30,000
Estimated Loan Principal Repayments FY 2024-25	\$229,878
Funds Available FY 2024-25	\$830,323
Estimated Loans FY 2024-25	<u>\$400,000</u>

Estimated Operating Balance September 30, 2025	\$430,323
---	------------------

Loan to General Fund

Department: Item	\$	-
Department: Item	\$	-
Total Loans to General Fund	\$	<u>-</u>

Loan to Enterprise Fund

Sanitation: Rear Loader Alley Truck	\$	400,000
-------------------------------------	----	---------

CITY OF LEVELLAND
 FORMAL BUDGET REPORT
 AS OF: SEPTEMBER 30TH, 2024

04 -CAPITAL EQUIPMENT
 REVENUES

	2022-2023 ACTUAL	2023-2024 BUDGET	2023-2024 PROJECTED	2024-2025 BUDGET
04-3125 BOND PROCEEDS	0	0	0	0
04-3332 INTEREST EARNED	30,841	23,500	36,436	30,000
04-3401 FEDERAL	0	0	0	0
04-3402 STATE	0	0	0	0
04-3403 LOCAL CONTRIBUTION	0	0	0	0
04-3411 LOAN REPAYMENT	513,678	217,129	217,129	229,878
04-3510 MISCELLANEOUS REVENUE	0	0	0	0
04-3511 INTERFUND TRANSFERS IN	0	0	0	0
04-3523 DELAYED RECEIPTS-RECEIVABLE	<u>0</u>	<u>0</u>	<u>0</u>	<u>0</u>
TOTAL REVENUES	544,519	240,629	253,565	259,878

CAPITAL EQUIPMENT
04 -CAPITAL EQUIPMENT
EXPENDITURES

CITY OF LEVELLAND
FORMAL BUDGET REPORT
AS OF: SEPTEMBER 30TH, 2024

	2022-2023 ACTUAL	2023-2024 BUDGET	2023-2024 PROJECTED	2024-2025 BUDGET
<hr/>				
<u>CAPITAL OUTLAY</u>				
04-441-4541 MACHINERY & EQUIPMENT	<u>0</u>	<u>0</u>	<u>0</u>	<u>0</u>
TOTAL CAPITAL OUTLAY	0	0	0	0
<u>OTHER</u>				
04-441-4613 LOAN TO GENERAL FUND	0	108,000	108,000	0
04-441-4614 LOAN TO ENTERPRISE FUND	<u>0</u>	<u>536,000</u>	<u>536,000</u>	<u>400,000</u>
TOTAL OTHER	<u>0</u>	<u>644,000</u>	<u>644,000</u>	<u>400,000</u>
TOTAL CAPITAL EQUIPMENT	<u>0</u>	<u>644,000</u>	<u>644,000</u>	<u>400,000</u>
TOTAL EXPENDITURES	<u>0</u>	<u>644,000</u>	<u>644,000</u>	<u>400,000</u>
REVENUE OVER/(UNDER) EXPENDITURES	<u>(33,717)</u>	<u>(403,371)</u>	<u>(390,435)</u>	<u>(140,122)</u>

INTEREST & REDEMPTION FUND

Balance October 1, 2023	(\$41,505)
Estimated Revenues FY 2023-24	\$2,479,450
Funds Available FY 2023-24	\$2,437,945
Estimated Expenditures FY 2023-24	<u>\$2,439,976</u>
Estimated Balance September 30, 2024	(\$2,031)
Estimated Revenues FY 2024-25	\$2,453,991
Funds Available FY 2024-25	\$2,451,960
Estimated Expenditures FY 2024-25	<u>\$2,439,976</u>
Estimated Balance September 30, 2025	\$11,984

CITY OF LEVELLAND
 FORMAL BUDGET REPORT
 AS OF: SEPTEMBER 30TH, 2024

07 -DEBT SERVICE FUND
 REVENUES

	2022-2023 ACTUAL	2023-2024 BUDGET	2023-2024 PROJECTED	2024-2025 BUDGET
07-3101 CURRENT TAX COLLECTIONS	270,476	264,528	264,555	279,358
07-3102 DELINQUENT TAX COLLECTIONS	11,585	7,500	5,486	7,500
07-3103 PENALTY INTEREST	6,682	1,000	61,948	3,000
07-3125 BOND PROCEEDS-OTHER SOURCES	0	0	0	0
07-3126 BOND PREMIUM	0	0	0	0
07-3332 INTEREST EARNED	704	750	750	750
07-3401 FEDERAL	0	0	0	0
07-3402 STATE	0	0	0	0
07-3403 LOCAL CONTRIBUTION	0	0	0	0
07-3405 LEDC 09 DEBT SRVC GRANT	77,143	140,000	140,000	150,000
07-3406 LCDC 13 CO DEBT SRVC GRANT	293,831	299,044	299,044	303,756
07-3510 MISCELLANEOUS REVENUE	0	0	0	0
07-3511 INTERFUND TRANSFERS IN	1,798,239	1,707,666	1,707,666	1,709,627
07-3523 DELAYED RECEIPTS-RECEIVABLE	<u>0</u>	<u>0</u>	<u>0</u>	<u>0</u>
TOTAL REVENUES	2,458,660	2,420,488	2,479,450	2,453,991

DEBT SERVICE FUND
07 -DEBT SERVICE FUND
EXPENDITURES

CITY OF LEVELLAND
FORMAL BUDGET REPORT
AS OF: SEPTEMBER 30TH, 2024

	2022-2023 ACTUAL	2023-2024 BUDGET	2023-2024 PROJECTED	2024-2025 BUDGET
SERVICES				
07-471-4431 PROFESSIONAL SERVICES	3,500	3,500	3,500	3,500
07-471-4491 TAX NOTE PRINCIPAL PAYMENT	0	0	0	0
07-471-4492 TAX NOTE INTEREST PAYMENTS	0	0	0	0
07-471-4493 BOND/CO PRINCIPAL PAYMENTS	1,665,000	1,360,000	1,360,000	1,410,000
07-471-4494 BOND/CO INTEREST PAYMENTS	755,594	1,070,801	1,070,801	1,024,876
07-471-4495 PAYING AGENT FEES	1,000	1,600	2,250	1,600
07-471-4496 BOND ISSUANCE COST	0	0	500,000	0
07-471-4497 ESCROW ACCT-DEBT SERVICE	0	0	0	0
07-471-4499 ESCROW ACCT-OTHER USES	0	0	0	0
TOTAL SERVICES	<u>2,425,094</u>	<u>2,435,901</u>	<u>2,936,551</u>	<u>2,439,976</u>
TOTAL DEBT SERVICE FUND	<u>2,425,094</u>	<u>2,435,901</u>	<u>2,936,551</u>	<u>2,439,976</u>
TOTAL EXPENDITURES	<u>2,425,094</u>	<u>2,435,901</u>	<u>2,936,551</u>	<u>2,439,976</u>
REVENUE OVER/(UNDER) EXPENDITURES	<u>33,566</u>	<u>(15,413)</u>	<u>(457,101)</u>	<u>14,015</u>

DEBT SERVICE SCHEDULE

GENERAL OBLIGATION BONDS SERIES 2004 REFUNDED 2011-2012

CERTIFICATES OF OBLIGATION SERIES 2022 Waste Water Treatment Plant

CERTIFICATES OF OBLIGATION SERIES 2009 (LEDC) REFUNDED 2019

CERTIFICATES OF OBLIGATION SERIES 2013 (LCDC)

Fiscal Year	Principal	Rate	Interest	Principal	Rate	Interest	Principal	Rate	Interest	Principal	Rate	Interest
2023 - 2024	\$ 245,000	2.625%	\$ 10,228	\$ 615,000	4.720%	\$ 963,655.00	\$ 270,000	1.810%	\$ 27,874	\$ 230,000	2.250%	\$ 69,044
2024 - 2025	\$ 255,000	2.750%	\$ 3,506	\$ 645,000	4.730%	\$ 934,627.00	\$ 270,000	1.810%	\$ 22,987	\$ 240,000	2.250%	\$ 63,756
2025 - 2026				\$ 675,000	4.740%	\$ 904,118.50	\$ 275,000	1.810%	\$ 18,055	\$ 245,000	2.500%	\$ 57,994
2026 - 2027				\$ 710,000	4.770%	\$ 872,123.50	\$ 280,000	1.810%	\$ 13,032	\$ 250,000	2.500%	\$ 51,806
2027 - 2028				\$ 740,000	4.800%	\$ 838,256.50	\$ 290,000	1.810%	\$ 7,874	\$ 255,000	2.500%	\$ 45,494
2028 - 2029				\$ 775,000	4.900%	\$ 802,736.50	\$ 290,000	1.810%	\$ 2,625	\$ 260,000	2.750%	\$ 38,731
2029 - 2030				\$ 815,000	4.950%	\$ 764,761.50				\$ 270,000	3.125%	\$ 30,938
2030 - 2031				\$ 855,000	4.970%	\$ 724,419.00				\$ 275,000	3.125%	\$ 22,422
2031 - 2032				\$ 900,000	5.000%	\$ 681,925.50				\$ 285,000	3.125%	\$ 13,672
2032 - 2033				\$ 945,000	5.080%	\$ 636,925.50				\$ 295,000	3.125%	\$ 4,609
2033 - 2034				\$ 990,000	5.130%	\$ 588,919.50						
2034 - 2035				\$ 1,040,000	5.180%	\$ 538,132.50						
2035 - 2036				\$ 1,095,000	5.230%	\$ 484,260.50						
2036 - 2037				\$ 1,150,000	5.280%	\$ 426,992.00						
2037 - 2038				\$ 1,215,000	5.330%	\$ 366,272.00						
2038 - 2039				\$ 1,280,000	5.380%	\$ 301,512.50						
2039 - 2040				\$ 1,345,000	5.430%	\$ 232,648.50						
2040 - 2041				\$ 1,420,000	5.450%	\$ 159,615.00						
2041 - 2042				\$ 1,495,000	5.500%	\$ 82,225.00						
2042 - 2043												
Remaining	\$ 500,000		\$ 13,734				\$ 1,675,000		\$ 92,446	\$ 2,605,000		\$ 398,466
				\$ 18,705,000		\$ 11,304,126.00						

ANNUAL TOTALS

	Principal	Interest	TOTAL
2023 - 2024	\$1,360,000.00	\$1,070,800.76	\$2,480,800.76
2024 - 2025	\$1,410,000.00	\$1,024,876.26	\$2,434,876.26
2025 - 2026	\$1,195,000.00	\$980,167.01	\$2,220,167.01
2026 - 2027	\$1,240,000.00	\$936,961.76	\$2,176,961.76
2027 - 2028	\$1,285,000.00	\$891,623.76	\$2,216,623.76
2028 - 2029	\$1,325,000.00	\$844,092.26	\$2,169,092.26
2029 - 2030	\$1,085,000.00	\$795,699.01	\$1,925,699.01
2030 - 2031	\$1,130,000.00	\$746,840.88	\$1,876,840.88
2031 - 2032	\$1,185,000.00	\$695,597.38	\$1,935,597.38
2032 - 2033	\$1,240,000.00	\$641,534.88	\$1,881,534.88
2033 - 2034	\$990,000.00	\$588,919.50	\$1,628,919.50
2034 - 2035	\$1,040,000.00	\$538,132.50	\$1,578,132.50
2035 - 2036	\$1,095,000.00	\$484,260.50	\$1,634,260.50
2036 - 2037	\$1,150,000.00	\$426,992.00	\$1,576,992.00
2037 - 2038	\$1,215,000.00	\$366,272.00	\$1,646,272.00
2038 - 2039	\$1,280,000.00	\$301,512.50	\$1,581,512.50
2039 - 2040	\$1,345,000.00	\$232,648.50	\$1,652,648.50
2040 - 2041	\$1,420,000.00	\$159,615.00	\$1,579,615.00
2041 - 2042	\$1,495,000.00	\$7,986,659	\$19,436,659
	\$12,455,000		

WASTEWATER SYSTEM IMPROVEMENT FUND

Balance October 1, 2023	\$2,442,410
Estimated Revenues FY 2023-24	\$1,198,699
Funds Available FY 2023-24	\$3,641,109
Estimated Expenditures FY 2023-24	<u>\$1,185,175</u>
Estimated Balance September 30, 2024	\$2,455,934
Estimated Revenues FY 2024-25	\$1,572,345
Funds Available FY 2024-25	\$4,028,279
Estimated Expenditures FY 2024-25	<u>\$1,000,000</u>
Estimated Balance September 30, 2025	\$3,028,279

CITY OF LEVELLAND
 FORMAL BUDGET REPORT
 AS OF: SEPTEMBER 30TH, 2024

26 -WASTEWATER SYSTEM IMPROVE
 REVENUES

	2022-2023 ACTUAL	2023-2024 BUDGET	2023-2024 PROJECTED	2024-2025 BUDGET
26-3103 PENALTIES	11,555	9,000	14,279	14,000
26-3125 BOND PROCEEDS	0	0	0	0
26-3332 INTEREST EARNED	849,931	550,000	1,262,344	1,000,000
26-3401 FEDERAL	0	0	0	0
26-3402 STATE	0	0	0	0
26-3403 LOCAL CONTRIBUTION	0	0	0	0
26-3404 DEVELOPERS CONTRIBUTION	0	0	0	0
26-3405 COUNTY (EVENTS SEWER LINE)	0	0	0	0
26-3406 COUNTY (AIRPORT SEWER LINE)	0	0	0	0
26-3510 MISCELLANEOUS REVENUE	8,558	320,000	0	322,000
26-3511 INTERFUND TRANSFERS IN	0	0	0	0
26-3512 INTERFUND TRANSFERS OUT	(1,577,666)	(1,577,666)	(963,655)	(963,655)
26-3515 SALE OF ASSETS	0	0	0	0
26-3602 WASTEWATER REVENUE	553,206	880,000	885,732	1,200,000
26-3608 UTILITY LONG/SHORT	<u>0</u>	<u>0</u>	<u>0</u>	<u>0</u>
TOTAL REVENUES	(154,416)	181,334	1,198,699	1,572,345

WASTEWATER SYSTEM

CITY OF LEVELLAND
FORMAL BUDGET REPORT
AS OF: SEPTEMBER 30TH, 202426 -WASTEWATER SYSTEM IMPROVE
EXPENDITURES

	2022-2023 ACTUAL	2023-2024 BUDGET	2023-2024 PROJECTED	2024-2025 BUDGET
SUPPLIES				
26-483-4213 MINOR TOOLS & EQUIPMENT	0	0	0	0
26-483-4221 CHEMICALS	<u>0</u>	<u>0</u>	<u>0</u>	<u>0</u>
TOTAL SUPPLIES	0	0	0	0
REPAIRS & MAINTENANCE				
26-483-4321 BUILDINGS	0	0	0	0
26-483-4331 OTHER STRUCTURES	0	0	0	0
26-483-4341 MACHINERY	0	0	0	0
26-483-4361 OTHER EQUIPMENT	<u>0</u>	<u>0</u>	<u>0</u>	<u>0</u>
TOTAL REPAIRS & MAINTENANCE	0	0	0	0
SERVICES				
26-483-4431 PROFESSIONAL SERVICES	<u>0</u>	<u>0</u>	<u>0</u>	<u>0</u>
TOTAL SERVICES	0	0	0	0
CAPITAL OUTLAY				
26-483-4511 LAND	0	0	0	0
26-483-4521 BUILDINGS	0	0	0	0
26-483-4531 IMPROVEMENTS	464,816	430,000	1,185,175	1,000,000
26-483-4533 SEWER MAINS	0	0	0	0
26-483-4541 MACHINERY & EQUIPMENT	<u>0</u>	<u>0</u>	<u>0</u>	<u>0</u>
TOTAL CAPITAL OUTLAY	464,816	430,000	1,185,175	1,000,000
OTHER				
26-483-4610 BAD DEBT EXPENSE	<u>0</u>	<u>0</u>	<u>0</u>	<u>0</u>
TOTAL OTHER	<u>0</u>	<u>0</u>	<u>0</u>	<u>0</u>
TOTAL WASTEWATER SYSTEM	<u>464,816</u>	<u>430,000</u>	<u>1,185,175</u>	<u>1,000,000</u>
TOTAL EXPENDITURES	<u>464,816</u>	<u>430,000</u>	<u>1,185,175</u>	<u>1,000,000</u>
REVENUE OVER/(UNDER) EXPENDITURES	<u>(619,232)</u>	<u>(248,666)</u>	<u>13,524</u>	<u>572,345</u>

WATER SYSTEM IMPROVEMENT FUND

Balance October 1, 2023	\$168,219
Estimated Revenues FY 2023-24	\$66,955
Funds Available FY 2023-24	\$235,174
Estimated Expenditures FY 2023-24	<u>\$0</u>
Estimated Balance September 30, 2024	\$235,174
Estimated Revenues FY 2024-25	\$66,000
Funds Available FY 2024-25	\$301,174
Estimated Expenditures FY 2024-25	<u>\$0</u>
Estimated Balance September 30, 2025	\$301,174

CITY OF LEVELLAND
 FORMAL BUDGET REPORT
 AS OF: SEPTEMBER 30TH, 2024

31 -WATER IMPROVEMENT FUND
 REVENUES

	2022-2023 ACTUAL	2023-2024 BUDGET	2023-2024 PROJECTED	2024-2025 BUDGET
31-3103 PENALTIES	1,287	1,200	981	1,000
31-3332 INTEREST EARNED	5,830	3,000	6,527	5,000
31-3511 INTERFUND TRANSFERS IN	0	0	0	0
31-3512 INTERFUND TRANSFERS OUT	0	0	0	0
31-3602 WATER IMPROVEMENT REVENUE	<u>59,316</u>	<u>60,000</u>	<u>59,447</u>	<u>60,000</u>
TOTAL REVENUES	66,433	64,200	66,955	66,000

FINAL PROPOSED BUDGET 9-04-2024

WATER SYSTEM IMPROVEMENT
31 -WATER IMPROVEMENT FUND
EXPENDITURES

CITY OF LEVELLAND
FORMAL BUDGET REPORT
AS OF: SEPTEMBER 30TH, 2024

	2022-2023 ACTUAL	2023-2024 BUDGET	2023-2024 PROJECTED	2024-2025 BUDGET
OTHER				
31-479-4610 BAD DEBT EXPENSE	<u>0</u>	<u>0</u>	<u>0</u>	<u>0</u>
TOTAL OTHER	<u>0</u>	<u>0</u>	<u>0</u>	<u>0</u>
TOTAL WATER SYSTEM IMPROVEMENT	<u>0</u>	<u>0</u>	<u>0</u>	<u>0</u>
TOTAL EXPENDITURES	<u>0</u>	<u>0</u>	<u>0</u>	<u>0</u>
REVENUE OVER/ (UNDER) EXPENDITURES	<u>66,433</u>	<u>64,200</u>	<u>66,955</u>	<u>66,000</u>

TAX INCREMENT FINANCING FUNDS

FUND SUMMARIES

	TIF #1 Fund 33	TIF #2 Fund 40
Balance October 1, 2023	\$497,885	\$1,627
Estimated Revenues FY 2023-24	\$231,725	\$148,810
Funds Available FY 2023-24	\$729,610	\$150,437
Estimated Expenditures FY 2023-24	\$0	\$140,000
Estimated Balance September 30, 2024	\$504,493	\$10,437
Estimated Revenues FY 2024-25	\$217,500	\$140,000
Funds Available FY 2024-25	\$721,993	\$150,437
Estimated Expenditures FY 2024-25	\$0	\$150,000
Estimated Balance September 30, 2025	\$721,993	\$437

CITY OF LEVELLAND
 FORMAL BUDGET REPORT
 AS OF: SEPTEMBER 30TH, 2024

33 -TAX INCREMENT FINANCING 1
 REVENUES

	2022-2023 ACTUAL	2023-2024 BUDGET	2023-2024 PROJECTED	2024-2025 BUDGET
33-3101 CURRENT TAX COLLECTIONS	335,512	200,000	202,834	200,000
33-3102 DELINQUENT TAX COLLECTIONS	0	0	0	0
33-3103 PENALTY INTEREST	0	0	0	0
33-3332 INTEREST EARNED	20,418	10,000	28,891	10,000
33-3404 DEVELOPERS CONTRIBUTION	0	7,500	0	7,500
33-3511 LOAN PROCEEDS-GENERAL FUND	0	0	0	0
33-3512 REPAYMENT OF GF LOAN	<u>0</u>	<u>0</u>	<u>0</u>	<u>0</u>
TOTAL REVENUES	355,930	217,500	231,725	217,500

FINAL PROPOSED BUDGET 9-04-2024

TAX INCREMENT FINANCING

CITY OF LEVELLAND
FORMAL BUDGET REPORT
AS OF: SEPTEMBER 30TH, 202433 -TAX INCREMENT FINANCING 1
EXPENDITURES

	2022-2023 ACTUAL	2023-2024 BUDGET	2023-2024 PROJECTED	2024-2025 BUDGET
<hr/>				
SERVICES				
33-491-4431 PROFESSIONAL SERVICES	0	0	0	0
33-491-4441 TRAVEL & MEETINGS	0	0	0	0
33-491-4481 ALL OTHER	0	0	0	0
33-491-4493 NOTE PAYMENT	0	0	0	0
33-491-4494 INTEREST	<u>0</u>	<u>0</u>	<u>0</u>	<u>0</u>
TOTAL SERVICES	0	0	0	0
CAPITAL OUTLAY				
33-491-4511 LAND	0	0	0	0
33-491-4531 IMPROVEMENTS	0	0	0	0
33-491-4532 WATER MAINS	0	0	0	0
33-491-4533 SEWER MAINS	<u>0</u>	<u>0</u>	<u>0</u>	<u>0</u>
TOTAL CAPITAL OUTLAY	<u>0</u>	<u>0</u>	<u>0</u>	<u>0</u>
TOTAL TAX INCREMENT FINANCING	<u>0</u>	<u>0</u>	<u>0</u>	<u>0</u>
TOTAL EXPENDITURES	<u>0</u>	<u>0</u>	<u>0</u>	<u>0</u>
REVENUE OVER/ (UNDER) EXPENDITURES	<u>355,930</u>	<u>217,500</u>	<u>231,725</u>	<u>217,500</u>

CITY OF LEVELLAND
 FORMAL BUDGET REPORT
 AS OF: SEPTEMBER 30TH, 2024

40 -TAX INCREMENT FINANCING 2
 REVENUES

	2022-2023 ACTUAL	2023-2024 BUDGET	2023-2024 PROJECTED	2024-2025 BUDGET
40-3101 CURRENT TAX COLLECTIONS	220,573	140,000	145,000	140,000
40-3102 DELINQUENT TAX COLLECTIONS	0	0	0	0
40-3103 PENALTY INTEREST	0	0	0	0
40-3332 INTEREST EARNED	293	60	3,811	60
40-3404 DEVELOPERS CONTRIBUTION	0	0	0	0
40-3511 INTERFUND TRANSFERS IN	0	0	0	0
40-3512 PAYMENTS ON 2009 COs	(220,573)	(140,000)	(140,000)	(150,000)
TOTAL REVENUES	293	60	8,811	(9,940)

TIF 2

CITY OF LEVELLAND
FORMAL BUDGET REPORT
AS OF: SEPTEMBER 30TH, 2024

40 -TAX INCREMENT FINANCING 2
EXPENDITURES

	2022-2023 ACTUAL	2023-2024 BUDGET	2023-2024 PROJECTED	2024-2025 BUDGET
<hr/>				
SERVICES				
40-440-4431 PROFESSIONAL SERVICES	0	0	0	0
40-440-4481 ALL OTHER	0	0	0	0
40-440-4493 NOTE PAYMENT	0	0	0	0
40-440-4494 INTEREST	<u>0</u>	<u>0</u>	<u>0</u>	<u>0</u>
TOTAL SERVICES	<u>0</u>	<u>0</u>	<u>0</u>	<u>0</u>
 TOTAL TIF 2	 0	 0	 0	 0
	=====	=====	=====	=====
TOTAL EXPENDITURES	0	0	0	0
	=====	=====	=====	=====
REVENUE OVER/(UNDER) EXPENDITURES	293	60	8,811	(9,940)
	=====	=====	=====	=====

CIVIC IMPROVEMENT FUND SUMMARY

Balance October 1, 2023	\$191,614
Estimated Revenues FY 2023-24	\$35,783
Funds Available FY 2023-24	\$227,397
Estimated Expenditures FY2023-24	<u>\$35,945</u>
Estimated Balance September 30, 2024	\$191,452
Estimated Revenues FY 2024-25	\$13,000
Funds Available FY 2024-25	\$204,452
Estimated Expenditures FY 2024-25	<u>\$23,075</u>
Estimated Balance September 30, 2025	\$181,377

CITY OF LEVELLAND
 FORMAL BUDGET REPORT
 AS OF: SEPTEMBER 30TH, 2024

08 -CIVIC IMPROVEMENT
 REVENUES

	2022-2023 ACTUAL	2023-2024 BUDGET	2023-2024 PROJECTED	2024-2025 BUDGET
08-3125 BOND PROCEEDS	0	0	0	0
08-3330 RENTS	7,550	9,000	7,545	9,000
08-3332 INTEREST EARNED	8,530	4,000	6,708	4,000
08-3401 FEDERAL	0	0	0	0
08-3402 STATE	0	0	0	0
08-3403 LOCAL CONTRIBUTION	0	0	0	0
08-3510 MISCELLANEOUS REVENUE	20	0	21,530	0
08-3511 INTERFUND TRANSFERS IN	0	0	0	0
08-3523 DELAYED RECEIPTS-RECEIVABLE	<u>0</u>	<u>0</u>	<u>0</u>	<u>0</u>
TOTAL REVENUES	16,100	13,000	35,783	13,000

CIVIC IMPROVEMENT

CITY OF LEVELLAND
FORMAL BUDGET REPORT
AS OF: SEPTEMBER 30TH, 202408 -CIVIC IMPROVEMENT
EXPENDITURES

	2022-2023 ACTUAL	2023-2024 BUDGET	2023-2024 PROJECTED	2024-2025 BUDGET
SUPPLIES				
08-481-4213 MINOR TOOLS & EQUIPMENT	0	0	0	0
08-481-4219 FURNISHINGS & FIXTURES	1,800	3,000	2,955	3,000
08-481-4231 ALL OTHER	<u>0</u>	<u>0</u>	<u>0</u>	<u>0</u>
TOTAL SUPPLIES	1,800	3,000	2,955	3,000
REPAIRS & MAINTENANCE				
08-481-4321 BUILDINGS	<u>3,742</u>	<u>10,000</u>	<u>2,782</u>	<u>10,000</u>
TOTAL REPAIRS & MAINTENANCE	3,742	10,000	2,782	10,000
SERVICES				
08-481-4412 UTILITIES	11,706	10,000	8,658	10,000
08-481-4413 ADVERTISING	0	0	0	0
08-481-4431 PROFESSIONAL SERVICES	37	75	50	75
08-481-4432 HIRE OF EQUIPMENT	0	0	0	0
08-481-4441 TRAVEL & MEETINGS	0	0	0	0
08-481-4461 CONTRIBUTIONS	0	0	0	0
08-481-4481 ALL OTHER	<u>0</u>	<u>0</u>	<u>0</u>	<u>0</u>
TOTAL SERVICES	11,743	10,075	8,708	10,075
CAPITAL OUTLAY				
08-481-4511 LAND	0	0	0	0
08-481-4521 BUILDINGS	0	0	0	0
08-481-4531 IMPROVEMENTS	0	0	21,500	0
08-481-4541 MACHINERY & EQUIPMENT	0	0	0	0
08-481-4542 STREET SIGNS	<u>0</u>	<u>0</u>	<u>0</u>	<u>0</u>
TOTAL CAPITAL OUTLAY	<u>0</u>	<u>0</u>	<u>21,500</u>	<u>0</u>
TOTAL CIVIC IMPROVEMENT	<u>17,285</u>	<u>23,075</u>	<u>35,945</u>	<u>23,075</u>
TOTAL EXPENDITURES	<u>17,285</u>	<u>23,075</u>	<u>35,945</u>	<u>23,075</u>
REVENUE OVER/(UNDER) EXPENDITURES	<u>(1,185)</u>	<u>(10,075)</u>	<u>(162)</u>	<u>(10,075)</u>

HOTEL OCCUPANCY TAX

Balance October 1, 2023	\$303,233
Estimated Revenues FY 2023-24	\$165,070
Funds Available FY 2023-24	\$468,303
Estimated Expenditures FY 2023-24	<u>\$202,405</u>
Estimated Operating Balance September 30, 2024	\$265,898
Estimated Revenues FY 2024-25	\$155,000
Funds Available FY 2024-25	\$420,898
Estimated Expenditures FY 2024-25	<u>\$147,000</u>
Estimated Balance September 30, 2025	\$273,898

CITY OF LEVELLAND
 FORMAL BUDGET REPORT
 AS OF: SEPTEMBER 30TH, 2024

12 -MOTEL OCCUPANCY TAX FUND
 REVENUES

	2022-2023 ACTUAL	2023-2024 BUDGET	2023-2024 PROJECTED	2024-2025 BUDGET
12-3110 MOTEL OCCUPANCY TAX	138,491	140,000	151,833	145,000
12-3125 BOND PROCEEDS	0	0	0	0
12-3332 INTEREST EARNED	13,024	5,000	13,237	10,000
12-3401 FEDERAL	0	0	0	0
12-3402 STATE	7,977	0	0	0
12-3403 LOCAL CONTRIBUTION	0	0	0	0
12-3510 MISCELLANEOUS REVENUE	0	0	0	0
12-3511 INTERFUND TRANSFERS IN	0	0	0	0
12-3523 DELAYED RECEIPTS-RECEIVABLE	<u>0</u>	<u>0</u>	<u>0</u>	<u>0</u>
TOTAL REVENUES	159,492	145,000	165,070	155,000

MOTEL OCCUPANCY TAX
12 -MOTEL OCCUPANCY TAX FUND
EXPENDITURES

CITY OF LEVELLAND
FORMAL BUDGET REPORT
AS OF: SEPTEMBER 30TH, 2024

	2022-2023 ACTUAL	2023-2024 BUDGET	2023-2024 PROJECTED	2024-2025 BUDGET
<hr/>				
<u>REPAIRS & MAINTENANCE</u>				
12-484-4321 BUILDINGS	<u>0</u>	<u>0</u>	<u>0</u>	<u>0</u>
TOTAL REPAIRS & MAINTENANCE	0	0	0	0
<u>SERVICES</u>				
12-484-4413 TOURISM PROMOTION	102,947	170,000	201,405	145,000
12-484-4431 PROFESSIONAL SERVICES	1,000	5,000	1,000	2,000
12-484-4481 ALL OTHER	0	0	0	0
12-484-4483 TX EVENT TRUST FUND GRANT	<u>1,100</u>	<u>0</u>	<u>0</u>	<u>0</u>
TOTAL SERVICES	105,048	175,000	202,405	147,000
<u>CAPITAL OUTLAY</u>				
12-484-4521 BUILDINGS	<u>0</u>	<u>0</u>	<u>0</u>	<u>0</u>
TOTAL CAPITAL OUTLAY	0	0	0	0
TOTAL MOTEL OCCUPANCY TAX	<u>105,048</u>	<u>175,000</u>	<u>202,405</u>	<u>147,000</u>
TOTAL EXPENDITURES	<u>105,048</u>	<u>175,000</u>	<u>202,405</u>	<u>147,000</u>
REVENUE OVER/(UNDER) EXPENDITURES	<u>54,445</u>	<u>(30,000)</u>	<u>(37,336)</u>	<u>8,000</u>

Attachment A
Chamber of Commerce
Budgeted Hotel Tax Fund Items
FY 2024-2025

	Budgeted 2023-2024	Projected 2023-2024	Proposed 2024-2025
CHAMBER OF COMMERCE ACTIVITIES			
Texas Travel Alliance	\$2,000	\$565	\$2,000
Motel Tax Administration	\$20,000	\$60,000	\$20,000
Texas Lodging Association	\$1,700	\$1,583	\$1,700
Film Friendly Texas	\$1,000	\$1,000	\$1,000
Professional Services (Economic Impact Studies) Event Trust	\$5,000	\$1,000	\$2,000
Event Marketing & Coordination	\$75,530	\$75,530	\$74,000
TOTAL CHAMBER ACTIVITIES	\$105,230	\$139,678	\$100,700
OTHER			
ABC Rodeo	\$3,500	\$3,500	\$3,500
Little Dribblers National Tournament	\$34,000	\$27,393	\$0
Christmas Cash Classic Pig Show	\$3,500	\$3,500	\$7,800
Clovis Horse Sale (2 events at \$5,000 each)	\$10,000	\$10,000	\$10,000
Golden Spread Steer & Heifer Show	\$5,000	\$5,000	\$5,000
Junior Rodeo Cowboy Assn Finals	\$4,700	\$3,700	\$4,700
World Series Team Roping	\$0	\$0	\$1,000
Fearless Champions Steer & Heifer Show - July 2024	\$2,300	\$0	\$2,300
Petticoats on the Prairie	\$1,300	\$1,300	\$6,900
Texan Booster Club/UJL Track & Field (1 & 2 A)	\$5,000	\$5,000	\$5,000
TOTAL OTHER	\$69,300	\$59,393	\$46,200
TOTAL	\$174,530	\$199,071	\$146,900

PARK DONATION FUND SUMMARY

Balance October 1, 2023	\$141,421
Estimated Revenues FY 2023-24	\$50,837
Funds Available FY 2023-24	\$192,258
Estimated Expenditures FY 2023-24	<u>\$15,300</u>
Estimated Balance September 30, 2024	\$176,958
Estimated Revenues FY 2024-25	\$51,000
Funds Available FY 2024-25	\$227,958
Estimated Expenditures FY 2024-25	<u>\$0</u>
Estimated Balance September 30, 2025	\$227,958

CITY OF LEVELLAND
 FORMAL BUDGET REPORT
 AS OF: SEPTEMBER 30TH, 2024

17 -PARK CONTRIBUTION
 REVENUES

	2022-2023 ACTUAL	2023-2024 BUDGET	2023-2024 PROJECTED	2024-2025 BUDGET
17-3117 PARK DONATIONS	46,672	52,000	46,878	48,000
17-3125 BOND PROCEEDS	0	0	0	0
17-3332 INTEREST EARNED	5,025	2,500	3,959	3,000
17-3401 FEDERAL	0	0	0	0
17-3402 STATE	0	0	0	0
17-3403 LOCAL CONTRIBUTION	0	0	0	0
17-3510 MISCELLANEOUS REVENUE	0	0	0	0
17-3511 INTERFUND TRANSFERS IN	0	0	0	0
17-3512 INTERFUND TRANSFERS OUT	0	0	0	0
17-3523 DELAYED RECEIPTS-RECEIVABLE	<u>0</u>	<u>0</u>	<u>0</u>	<u>0</u>
TOTAL REVENUES	51,698	54,500	50,837	51,000

17 -PARK CONTRIBUTION
EXPENDITURES

	2022-2023 ACTUAL	2023-2024 BUDGET	2023-2024 PROJECTED	2024-2025 BUDGET
SUPPLIES				
17-488-4213 MINOR TOOLS & EQUIPMENT	0	0	0	0
17-488-4219 FURNISHINGS & FIXTURES	0	0	0	0
17-488-4222 AGRICULTURE & BOTANICAL	<u>0</u>	<u>0</u>	<u>0</u>	<u>0</u>
TOTAL SUPPLIES	0	0	0	0
REPAIRS & MAINTENANCE				
17-488-4331 OTHER STRUCTURES	<u>0</u>	<u>0</u>	<u>169,100</u>	<u>0</u>
TOTAL REPAIRS & MAINTENANCE	0	0	169,100	0
SERVICES				
17-488-4431 PROFESSIONAL SERVICES	0	0	0	0
17-488-4481 ALL OTHER	0	0	0	0
17-488-4491 PARK IMPROVEMENTS	<u>0</u>	<u>0</u>	<u>0</u>	<u>0</u>
TOTAL SERVICES	0	0	0	0
CAPITAL OUTLAY				
17-488-4531 IMPROVEMENTS	<u>0</u>	<u>15,300</u>	<u>15,300</u>	<u>0</u>
TOTAL CAPITAL OUTLAY	<u>0</u>	<u>15,300</u>	<u>15,300</u>	<u>0</u>
TOTAL VOLUNTARY PARK CONTRIBUTION FU	<u>0</u>	<u>15,300</u>	<u>184,400</u>	<u>0</u>
TOTAL EXPENDITURES	<u>0</u>	<u>15,300</u>	<u>184,400</u>	<u>0</u>
REVENUE OVER/(UNDER) EXPENDITURES	<u>51,698</u>	<u>39,200</u>	<u>(133,563)</u>	<u>51,000</u>

MAIN STREET FUND

Balance October 1, 2023	\$112,866
Estimated Revenues FY 2023-24	\$25,502
Funds Available FY 2023-24	\$138,368
Estimated Expenditures FY 2023-24	<u>\$9,025</u>
Estimated Balance September 30, 2024	\$129,343
Estimated Revenues FY 2024-25	\$0
Funds Available FY 2024-25	\$129,343
Estimated Expenditures FY 2024-25	<u>\$0</u>
Estimated Balance September 30, 2025	\$129,343

CITY OF LEVELLAND
 FORMAL BUDGET REPORT
 AS OF: SEPTEMBER 30TH, 2024

45 -MAIN STREET ACTIVITIES
 REVENUES

	2022-2023 ACTUAL	2023-2024 BUDGET	2023-2024 PROJECTED	2024-2025 BUDGET
45-3332 INTEREST INCOME	1,866	0	3,141	0
45-3520 FOR MAIN STREET ACTIVITIES	78,997	0	15,518	0
45-3525 MAIN STREET ENDOWMENT GIFTS	0	0	0	0
45-3530 LADIES NIGHT OUT DONATIONS	3,865	0	6,020	0
45-3531 CHRISTMAS LIGHTING DONATIONS	0	0	0	0
45-3532 XMAS ON THE SQUARE DONATIONS	623	0	523	0
45-3533 TRUNK OR TREAT DONATIONS	0	0	0	0
45-3534 MOVIE ON THE SQUARE DONATIONS	0	0	0	0
45-3535 DOWNTOWN SOUNDS DONATIONS	0	0	0	0
45-3536 PEDESTRIAN SIGN DONATIONS	300	0	0	0
45-3537 TRASH CAN DONATIONS	0	0	0	0
45-3538 MEMORIAL BENCH DONATIONS	0	0	0	0
45-3539 SIP N SWIRL DONATIONS	<u>26,150</u>	<u>0</u>	<u>300</u>	<u>0</u>
TOTAL REVENUES	111,801	0	25,502	0

MAIN STREET ACTIVITIES

CITY OF LEVELLAND
FORMAL BUDGET REPORT
AS OF: SEPTEMBER 30TH, 202445 -MAIN STREET ACTIVITIES
EXPENDITURES

	2022-2023 ACTUAL	2023-2024 BUDGET	2023-2024 PROJECTED	2024-2025 BUDGET
<u>SUPPLIES</u>				
45-418-4260 MAIN STREET ACTIVITIES	13,619	0	2,343	0
45-418-4270 LADIES NIGHT OUT	814	0	2,063	0
45-418-4271 CHRISTMAS LIGHTING	0	0	0	0
45-418-4272 XMAS ON THE SQUARE	4,874	0	0	0
45-418-4273 TRUNK OR TREAT	1,436	0	0	0
45-418-4274 MOVIE ON THE SQUARE	0	0	0	0
45-418-4275 DOWNTOWN SOUNDS	0	0	0	0
45-418-4276 PEDESTRIAN SIGNS	50	0	100	0
45-418-4277 TRASH CANS DOWNTOWN	<u>0</u>	<u>0</u>	<u>0</u>	<u>0</u>
TOTAL SUPPLIES	20,793	0	4,506	0
<u>REPAIRS & MAINTENANCE</u>				
45-418-4350 MAIN STREET RAFFLE	0	0	1,000	0
45-418-4351 LEVELLAND SIP & SWIRL	<u>6,578</u>	<u>0</u>	<u>0</u>	<u>0</u>
TOTAL REPAIRS & MAINTENANCE	6,578	0	1,000	0
<u>SERVICES</u>				
45-418-4460 MAIN STREET ACTIVITIES	11,932	0	2,110	0
45-418-4465 MAIN STREET ENDOWMENT GIFTS	0	0	0	0
45-418-4470 LADIES NIGHT OUT	29	0	1,110	0
45-418-4471 CHRISTMAS LIGHTING	0	0	0	0
45-418-4472 XMAS ON THE SQUARE	0	0	300	0
45-418-4473 TRUNK OR TREAT	0	0	0	0
45-418-4474 MOVIE ON THE SQUARE	0	0	0	0
45-418-4475 DOWNTOWN SOUNDS	0	0	0	0
45-418-4476 PEDESTRIAN SIGNS	80	0	0	0
45-418-4477 TRASH CANS DOWNTOWN	0	0	0	0
45-418-4478 MEMORIAL BENCHES DT	<u>409</u>	<u>0</u>	<u>0</u>	<u>0</u>
TOTAL SERVICES	12,450	0	3,520	0
TOTAL MAIN STREET ACTIVITIES	39,821	0	9,026	0
	=====	=====	=====	=====
TOTAL EXPENDITURES	39,821	0	9,026	0
	=====	=====	=====	=====
REVENUE OVER/(UNDER) EXPENDITURES	71,980	0	16,476	0
	=====	=====	=====	=====

COURT SPECIAL FUNDS

	09	10	13	46
	Building Security	Time Payment	Court Technology	Local Truancy Prevention
Balance October 1, 2023	\$18,166	\$5,170	\$8,692	\$16,166
Estimated Revenues FY 2023-24	\$3,305	\$146	\$2,648	\$3,491
Building Security	\$2,818	\$0	\$0	\$0
Time Payment Fee	\$0	\$17	\$0	\$0
Court Computer Fund	\$0	\$0	\$2,417	\$0
Truancy Fee	\$0	\$0	\$0	\$3,062
Interest	\$487	\$129	\$231	\$429
Funds Available FY 2023-24	\$21,471	\$5,316	\$11,340	\$19,657
Estimated Expenditures FY 2023-24	\$0	\$0	\$526	\$0
Estimated Balance September 30, 2024	\$21,471	\$5,316	\$10,814	\$19,657
Estimated Revenues FY 2024-25	\$0	\$0	\$0	\$0
Seized Funds	\$0	\$0	\$0	\$0
Fines & Court Costs	\$0	\$0	\$0	\$0
State / Federal	\$0	\$0	\$0	\$0
Interest	\$0	\$0	\$0	\$0
Funds Available FY 2024-25	\$21,471	\$5,316	\$10,814	\$19,657
Estimated Expenditures FY 2024-25	\$0	\$0	\$0	\$0
Estimated Balance September 30, 2025	\$21,471	\$5,316	\$10,814	\$19,657

These funds were established by state law and are specifically governed by those laws. Only the Municipal Judge may make decisions regarding the use of these funds, and only in accordance with purposes authorized by those laws.

CITY OF LEVELLAND
 FORMAL BUDGET REPORT
 AS OF: SEPTEMBER 30TH, 2024

09 -MUN COURT BLDG SECURITY
 REVENUES

	2022-2023 ACTUAL	2023-2024 BUDGET	2023-2024 PROJECTED	2024-2025 BUDGET
09-3125 BOND PROCEEDS	0	0	0	0
09-3234 BUILDING SECURITY	4,148	0	2,818	0
09-3332 INTEREST EARNED	833	0	487	0
09-3511 INTERFUND TRANSFERS IN	<u>0</u>	<u>0</u>	<u>0</u>	<u>0</u>
TOTAL REVENUES	4,982	0	3,305	0

FINAL PROPOSED BUDGET 9-04-2024

MUNICIPAL COURT SECURITY
09 -MUN COURT BLDG SECURITY
EXPENDITURES

CITY OF LEVELLAND
FORMAL BUDGET REPORT
AS OF: SEPTEMBER 30TH, 2024

	2022-2023 ACTUAL	2023-2024 BUDGET	2023-2024 PROJECTED	2024-2025 BUDGET
PERSONNEL SERVICES				
09-492-4113 OPERATIONAL	0	0	0	0
09-492-4115 OVERTIME	0	0	0	0
09-492-4121 WORKERS COMP	0	0	0	0
09-492-4122 GROUP INSURANCE	0	0	0	0
09-492-4141 RETIREMENT	0	0	0	0
09-492-4142 FICA	0	0	0	0
TOTAL PERSONNEL SERVICES	0	0	0	0
SUPPLIES				
09-492-4211 OFFICE SUPPLIES	0	0	0	0
09-492-4213 MINOR TOOLS & EQUIPMENT	415	0	0	0
09-492-4214 FUEL	0	0	0	0
09-492-4219 FURNISHINGS & FIXTURES	0	0	0	0
09-492-4231 ALL OTHER	0	0	0	0
TOTAL SUPPLIES	415	0	0	0
REPAIRS & MAINTENANCE				
09-492-4321 BUILDING	0	0	0	0
09-492-4351 MOTOR VEHICLES	0	0	0	0
TOTAL REPAIRS & MAINTENANCE	0	0	0	0
SERVICES				
09-492-4431 PROFESSIONAL SERVICES	0	0	0	0
09-492-4432 HIRE OF EQUIPMENT	0	0	0	0
09-492-4442 TRAINING	0	0	0	0
TOTAL SERVICES	0	0	0	0
CAPITAL OUTLAY				
09-492-4531 BUILDINGS	0	0	0	0
09-492-4541 MACHINERY & EQUIPMENT	5,330	0	0	0
TOTAL CAPITAL OUTLAY	5,330	0	0	0
TOTAL MUNICIPAL COURT SECURITY	5,745	0	0	0
TOTAL EXPENDITURES	5,745	0	0	0
REVENUE OVER/(UNDER) EXPENDITURES	(763)	0	3,305	0

CITY OF LEVELLAND
 FORMAL BUDGET REPORT
 AS OF: SEPTEMBER 30TH, 2024

10 -TIME PAYMENT COURT FEE
 REVENUES

	2022-2023 ACTUAL	2023-2024 BUDGET	2023-2024 PROJECTED	2024-2025 BUDGET
10-3125 BOND PROCEEDS	0	0	0	0
10-3235 TIME PAYMENT FEES - LOCAL	25	0	17	0
10-3332 INTEREST EARNED	<u>216</u>	<u>0</u>	<u>129</u>	<u>0</u>
TOTAL REVENUES	241	0	146	0

FINAL PROPOSED BUDGET 9-04-2024

TIME PAYMENT FEE - LOCAL
10 -TIME PAYMENT COURT FEE
EXPENDITURES

CITY OF LEVELLAND
FORMAL BUDGET REPORT
AS OF: SEPTEMBER 30TH, 2024

	2022-2023 ACTUAL	2023-2024 BUDGET	2023-2024 PROJECTED	2024-2025 BUDGET
SUPPLIES				
10-493-4211 OFFICE SUPPLIES	0	0	0	0
10-493-4213 MINOR TOOLS & EQUIPMENT	0	0	0	0
10-493-4219 FURNISHINGS & FIXTURES	0	0	0	0
10-493-4231 ALL OTHER	<u>0</u>	<u>0</u>	<u>0</u>	<u>0</u>
TOTAL SUPPLIES	0	0	0	0
SERVICES				
10-493-4413 ADVERTISING	0	0	0	0
10-493-4441 TRAVEL & MEETINGS	0	0	0	0
10-493-4442 TRAINING	0	0	0	0
10-493-4481 ALL OTHER	<u>0</u>	<u>0</u>	<u>0</u>	<u>0</u>
TOTAL SERVICES	0	0	0	0
CAPITAL OUTLAY				
10-493-4541 MACHINERY & EQUIPMENT	<u>0</u>	<u>0</u>	<u>0</u>	<u>0</u>
TOTAL CAPITAL OUTLAY	<u>0</u>	<u>0</u>	<u>0</u>	<u>0</u>
TOTAL TIME PAYMENT FEE - LOCAL	0	0	0	0
	=====	=====	=====	=====
TOTAL EXPENDITURES	0	0	0	0
	=====	=====	=====	=====
REVENUE OVER/ (UNDER) EXPENDITURES	<u>241</u>	<u>0</u>	<u>146</u>	<u>0</u>
	=====	=====	=====	=====

CITY OF LEVELLAND
 FORMAL BUDGET REPORT
 AS OF: SEPTEMBER 30TH, 2024

13 -COURT COMPUTER
 REVENUES

	2022-2023 ACTUAL	2023-2024 BUDGET	2023-2024 PROJECTED	2024-2025 BUDGET
13-3125 BOND PROCEEDS	0	0	0	0
13-3230 COURT COMPUTER FUND	3,445	0	2,417	0
13-3332 INTEREST EARNED	<u>377</u>	<u>0</u>	<u>231</u>	<u>0</u>
TOTAL REVENUES	3,822	0	2,648	0

FINAL PROPOSED BUDGET 9-04-2024

COURT CTF FUND
13 -COURT COMPUTER
EXPENDITURES

CITY OF LEVELLAND
FORMAL BUDGET REPORT
AS OF: SEPTEMBER 30TH, 2024

	2022-2023 ACTUAL	2023-2024 BUDGET	2023-2024 PROJECTED	2024-2025 BUDGET
<hr/>				
SUPPLIES				
13-495-4211 OFFICES SUPPLIES	0	0	0	0
13-495-4213 MINOR TOOLS & EQUIPMENT	0	0	0	0
13-495-4231 ALL OTHER	<u>0</u>	<u>0</u>	<u>0</u>	<u>0</u>
TOTAL SUPPLIES	0	0	0	0
REPAIRS & MAINTENANCE				
13-495-4341 MACHINERY	0	0	0	0
13-495-4391 SOFTWARE & COMPUTER MAINTENANC	<u>0</u>	<u>0</u>	<u>0</u>	<u>0</u>
TOTAL REPAIRS & MAINTENANCE	0	0	0	0
SERVICES				
13-495-4431 PROFESSIONAL SERVICES	<u>2,216</u>	<u>0</u>	<u>526</u>	<u>0</u>
TOTAL SERVICES	2,216	0	526	0
CAPITAL OUTLAY				
13-495-4541 MACHINERY & EQUIPMENT	<u>0</u>	<u>0</u>	<u>0</u>	<u>0</u>
TOTAL CAPITAL OUTLAY	<u>0</u>	<u>0</u>	<u>0</u>	<u>0</u>
TOTAL COURT CTF FUND	<u>2,216</u>	<u>0</u>	<u>526</u>	<u>0</u>
TOTAL EXPENDITURES	<u>2,216</u>	<u>0</u>	<u>526</u>	<u>0</u>
REVENUE OVER/(UNDER) EXPENDITURES	<u>1,607</u>	<u>0</u>	<u>2,122</u>	<u>0</u>

CITY OF LEVELLAND
 FORMAL BUDGET REPORT
 AS OF: SEPTEMBER 30TH, 2024

46 -LCL TRUANCY PREV/DIV FUND
 REVENUES

	2022-2023 ACTUAL	2023-2024 BUDGET	2023-2024 PROJECTED	2024-2025 BUDGET
46-3332 INTEREST INCOME	601	0	429	0
46-3415 TRUANCY FEE	<u>4,117</u>	<u>0</u>	<u>3,062</u>	<u>0</u>
TOTAL REVENUES	4,718	0	3,491	0
REVENUE OVER/ (UNDER) EXPENDITURES	<u>4,718</u>	<u>0</u>	<u>3,491</u>	<u>0</u>

FINAL PROPOSED BUDGET 9-04-2024

POLICE SPECIAL FUNDS

	05 LEOSE	15 State Seized Funds	37 Federal Seized Funds	39 Animal Shelter
Balance October 1, 2023	\$7,984	\$25,169	\$241,797	\$6,726
Estimated Revenues FY 2023-24	\$4,588	\$502	\$11,827	\$164
Seized Funds	\$0	\$0	\$0	\$0
Fines & Court Costs	\$0	\$0	\$0	\$0
State / Federal	\$4,358	\$0	\$0	\$0
Miscellaneous	\$0	\$0	\$0	\$0
Interest	\$229	\$502	\$11,827	\$164
Funds Available FY 2023-24	\$12,572	\$25,670	\$253,624	\$6,890
Estimated Expenditures FY 2023-24	\$1,966	\$5,936	\$17,050	\$60
Estimated Balance September 30, 2024	\$10,606	\$19,734	\$236,574	\$6,830
Estimated Revenues FY 2024-25	\$1,800	\$0	\$50	\$0
Seized Funds	\$0	\$0	\$0	\$0
Fines & Court Costs	\$0	\$0	\$0	\$0
State / Federal	\$1,600	\$0	\$0	\$0
Interest	\$200	\$0	\$50	\$0
Funds Available FY 2024-25	\$12,406	\$19,734	\$236,624	\$6,830
Estimated Expenditures FY 2024-25	\$1,500	\$0	\$0	\$0
Estimated Balance September 30, 2025	\$10,906	\$19,734	\$236,624	\$6,830

These funds were established by state law and are specifically governed by those laws. Only the Chief of Police may make decisions regarding the use of these funds, and only in accordance with purposes authorized by those laws.

CITY OF LEVELLAND
 FORMAL BUDGET REPORT
 AS OF: SEPTEMBER 30TH, 2024

05 -LEOSE TRAINING GRANT FUND
 REVENUES

	2022-2023 ACTUAL	2023-2024 BUDGET	2023-2024 PROJECTED	2024-2025 BUDGET
05-3125 BOND PROCEEDS	0	0	0	0
05-3332 INTEREST EARNED	331	100	229	200
05-3401 FEDERAL	0	0	0	0
05-3402 STATE	1,662	1,600	4,358	1,600
05-3403 LOCAL CONTRIBUTION	0	0	0	0
05-3510 MISCELLANEOUS REVENUE	0	0	0	0
05-3511 INTERFUND TRANSFERS IN	0	0	0	0
05-3523 DELAYED RECEIPTS-RECEIVABLE	<u>0</u>	<u>0</u>	<u>0</u>	<u>0</u>
TOTAL REVENUES	1,993	1,700	4,588	1,800

FINAL PROPOSED BUDGET 9-04-2024

LEOSE TRAINING GRANT
05 -LEOSE TRAINING GRANT FUND
EXPENDITURES

CITY OF LEVELLAND
FORMAL BUDGET REPORT
AS OF: SEPTEMBER 30TH, 2024

	2022-2023 ACTUAL	2023-2024 BUDGET	2023-2024 PROJECTED	2024-2025 BUDGET
<hr/>				
SERVICES				
05-451-4441 TRAVEL & MEETINGS	0	0	0	0
05-451-4442 TRAINING	<u>775</u>	<u>1,500</u>	<u>1,966</u>	<u>1,500</u>
TOTAL SERVICES	<u>775</u>	<u>1,500</u>	<u>1,966</u>	<u>1,500</u>
 TOTAL LEOSE TRAINING GRANT	 <u>775</u>	 <u>1,500</u>	 <u>1,966</u>	 <u>1,500</u>
 TOTAL EXPENDITURES	 <u>775</u>	 <u>1,500</u>	 <u>1,966</u>	 <u>1,500</u>
 REVENUE OVER/(UNDER) EXPENDITURES	 <u>1,218</u>	 <u>200</u>	 <u>2,622</u>	 <u>300</u>

CITY OF LEVELLAND
 FORMAL BUDGET REPORT
 AS OF: SEPTEMBER 30TH, 2024

15 -STATE FORFEITURES FUND
 REVENUES

	2022-2023 ACTUAL	2023-2024 BUDGET	2023-2024 PROJECTED	2024-2025 BUDGET
15-3125 BOND PROCEEDS	0	0	0	0
15-3228 DIST COURT FORFEITURES	36,720	0	0	0
15-3231 OLD SEIZED FUNDS ACCT	0	0	0	0
15-3332 INTEREST EARNED	576	0	502	0
15-3401 FEDERAL	0	0	0	0
15-3402 STATE	0	0	0	0
15-3403 LOCAL CONTRIBUTION	0	0	0	0
15-3510 MISCELLANEOUS REVENUE	0	0	0	0
15-3511 INTERFUND TRANSFERS IN	0	0	0	0
15-3523 DELAYED RECEIPTS-RECEIVABLE	0	0	0	0
TOTAL REVENUES	37,297	0	502	0

STATE FORFEITURES

CITY OF LEVELLAND
FORMAL BUDGET REPORT
AS OF: SEPTEMBER 30TH, 202415 -STATE FORFEITURES FUND
EXPENDITURES

	2022-2023 ACTUAL	2023-2024 BUDGET	2023-2024 PROJECTED	2024-2025 BUDGET
<hr/>				
<u>PERSONNEL SERVICES</u>				
15-486-4151 APPAREL	<u>0</u>	<u>0</u>	<u>0</u>	<u>0</u>
TOTAL PERSONNEL SERVICES	0	0	0	0
<u>SUPPLIES</u>				
15-486-4211 SUPPLIES	971	0	0	0
15-486-4213 MINOR TOOLS & EQUIPMENT	7,887	0	930	0
15-486-4219 FURNISHINGS & FIXTURES	0	0	0	0
15-486-4231 ALL OTHER	<u>3,175</u>	<u>0</u>	<u>3,213</u>	<u>0</u>
TOTAL SUPPLIES	12,033	0	4,143	0
<u>SERVICES</u>				
15-486-4442 TRAINING	0	0	0	0
15-486-4481 ALL OTHER	<u>4,250</u>	<u>0</u>	<u>743</u>	<u>0</u>
TOTAL SERVICES	4,250	0	743	0
<u>CAPITAL OUTLAY</u>				
15-486-4541 MACHINERY & EQUIPMENT	0	0	1,050	0
15-486-4551 MOTOR VEHICLES	<u>0</u>	<u>0</u>	<u>0</u>	<u>0</u>
TOTAL CAPITAL OUTLAY	0	0	1,050	0
TOTAL STATE FORFEITURES	<u>16,283</u>	<u>0</u>	<u>5,936</u>	<u>0</u>
TOTAL EXPENDITURES	<u>16,283</u>	<u>0</u>	<u>5,936</u>	<u>0</u>
REVENUE OVER/(UNDER) EXPENDITURES	<u>21,013</u>	<u>0</u>	<u>(5,434)</u>	<u>0</u>

CITY OF LEVELLAND
 FORMAL BUDGET REPORT
 AS OF: SEPTEMBER 30TH, 2024

37 -FEDERAL FORFEITURES-PD
 REVENUES

	2022-2023 ACTUAL	2023-2024 BUDGET	2023-2024 PROJECTED	2024-2025 BUDGET
37-3228 FEDERAL FORFEITURE FUNDS	232,178	0	0	0
37-3332 INTEREST EARNED	8,781	50	11,827	50
37-3515 SALE OF ASSETS	<u>0</u>	<u>0</u>	<u>0</u>	<u>0</u>
TOTAL REVENUES	240,959	50	11,827	50

FINAL PROPOSED BUDGET 9-04-2024

37 -FEDERAL FORFEITURES-PD
EXPENDITURES

	2022-2023 ACTUAL	2023-2024 BUDGET	2023-2024 PROJECTED	2024-2025 BUDGET
PERSONNEL SERVICES				
37-437-4151 APPAREL	0	0	0	0
TOTAL PERSONNEL SERVICES	0	0	0	0
SUPPLIES				
37-437-4211 OFFICE SUPPLIES	0	0	0	0
37-437-4213 MINOR TOOLS & EQUIPMENT	13,900	0	0	0
37-437-4219 FURNISHINGS & FIXTURES	0	0	0	0
TOTAL SUPPLIES	13,900	0	0	0
REPAIRS & MAINTENANCE				
37-437-4341 MACHINERY	0	0	0	0
TOTAL REPAIRS & MAINTENANCE	0	0	0	0
SERVICES				
37-437-4431 PROFESSIONAL SERVICES	0	0	0	0
37-437-4441 TRAVEL & MEETINGS	0	0	0	0
37-437-4442 TRAINING	0	0	0	0
37-437-4481 ALL OTHER	0	0	0	0
TOTAL SERVICES	0	0	0	0
CAPITAL OUTLAY				
37-437-4531 OTHER IMPROVEMENTS	0	0	0	0
37-437-4541 MACHINERY & EQUIPMENT	0	0	17,050	0
37-437-4551 MOTOR VEHICLES	0	0	0	0
TOTAL CAPITAL OUTLAY	0	0	17,050	0
TOTAL PD FEDERAL SEIZED FUNDS	13,900	0	17,050	0
TOTAL EXPENDITURES	13,900	0	17,050	0
REVENUE OVER/(UNDER) EXPENDITURES	227,059	50	(5,223)	50

CITY OF LEVELLAND
 FORMAL BUDGET REPORT
 AS OF: SEPTEMBER 30TH, 2024

39 -ANIMAL SHELTER
 REVENUES

	2022-2023 ACTUAL	2023-2024 BUDGET	2023-2024 PROJECTED	2024-2025 BUDGET
39-3234 SPAY/NEUTER CONTRIBUTIONS	850	0	0	0
39-3332 INTEREST EARNED	273	0	164	0
39-3401 FEDERAL	0	0	0	0
39-3402 STATE	0	0	0	0
39-3510 MISCELLANEOUS REVENUE	65	0	0	0
39-3511 TRANSFERS IN	<u>0</u>	<u>0</u>	<u>0</u>	<u>0</u>
TOTAL REVENUES	1,188	0	164	0

FINAL PROPOSED BUDGET 9-04-2024

SECO GRANT
39 -ANIMAL SHELTER
EXPENDITURES

CITY OF LEVELLAND
FORMAL BUDGET REPORT
AS OF: SEPTEMBER 30TH, 2024

	2022-2023 ACTUAL	2023-2024 BUDGET	2023-2024 PROJECTED	2024-2025 BUDGET
PERSONNEL SERVICES				
39-439-4113 OPERATIONAL	0	0	0	0
39-439-4115 OVERTIME	0	0	0	0
39-439-4121 WORKERS COMP	0	0	0	0
39-439-4122 INSURANCE	0	0	0	0
39-439-4141 TMRS	0	0	0	0
39-439-4142 FICA	0	0	0	0
TOTAL PERSONNEL SERVICES	0	0	0	0
SUPPLIES				
39-439-4211 OFFICE SUPPLIES	0	0	0	0
39-439-4231 OTHER SUPPLIES	0	0	0	0
TOTAL SUPPLIES	0	0	0	0
SERVICES				
39-439-4432 HIRE OF EQUIPMENT	0	0	0	0
39-439-4481 ALL OTHER	60	0	0	0
TOTAL SERVICES	60	0	0	0
CAPITAL OUTLAY				
39-439-4541 MACHINERY & EQUIPMENT	0	0	0	0
TOTAL CAPITAL OUTLAY	0	0	0	0
TOTAL SECO GRANT	60	0	0	0
TOTAL EXPENDITURES	60	0	0	0
REVENUE OVER/(UNDER) EXPENDITURES	1,128	0	164	0

GRANT FUNDS SUMMARY

	11	21	23	36	38	43
	CRF / ARPA	Main Street TCF	CDBG Grants	EDA Grant	Criminal Justice	TPWD Grant
Balance October 1, 2023	\$2,911,748	\$38,905	\$0	\$0	\$0	\$0
Estimated Revenues FY 2023-24	\$173,256	\$805	\$0	\$0	\$0	\$76,500
Funds Available FY 2023-24	\$3,085,004	\$39,710	\$0	\$0	\$0	\$76,500
Estimated Expenditures FY 2023-24	\$403,304	\$6,000	\$0	\$0	\$0	\$76,500
Estimated Balance September 30, 2024	\$2,681,700	\$33,710	\$0	\$0	\$0	\$0
Estimated Revenues FY 2024-25	\$0	\$0	\$0	\$0	\$0	\$0
Funds Available FY 2024-25	\$2,681,700	\$33,710	\$0	\$0	\$0	\$0
Estimated Expenditures FY 2024-25	\$307,000	\$0	\$0	\$0	\$0	\$0
Estimated Balance September 30, 2025	\$2,374,700	\$33,710	\$0	\$0	\$0	\$0

CITY OF LEVELLAND
 FORMAL BUDGET REPORT
 AS OF: SEPTEMBER 30TH, 2024

11 -CORONAVIRUS RELIEF FUND
 REVENUES

	2022-2023 ACTUAL	2023-2024 BUDGET	2023-2024 PROJECTED	2024-2025 BUDGET
11-3125 BOND PROCEEDS	0	0	0	0
11-3240 CORRECTIONAL MANAGEMENT	0	0	0	0
11-3332 INTEREST EARNED	141,948	0	173,256	0
11-3401 FEDERAL	0	0	0	0
11-3402 STATE CONTRIBUTION	0	0	0	0
11-3510 MISCELLANEOUS REVENUE	0	0	0	0
11-3512 INTERFUND TRANSFERS OUT	(92,257)	0	0	(307,000)
TOTAL REVENUES	49,691	0	173,256	(307,000)

FINAL PROPOSED BUDGET 9-04-2024

TEXAS STEP TABACCO GRANT

CITY OF LEVELLAND
 FORMAL BUDGET REPORT
 AS OF: SEPTEMBER 30TH, 2024

11 -CORONAVIRUS RELIEF FUND
 EXPENDITURES

	2022-2023 ACTUAL	2023-2024 BUDGET	2023-2024 PROJECTED	2024-2025 BUDGET
<u>PERSONNEL SERVICES</u>				
11-494-4113 OPERATIONAL	0	0	0	0
11-494-4115 OVERTIME	0	0	0	0
11-494-4122 GROUP INSURANCE	0	0	0	0
11-494-4141 RETIREMENT	0	0	0	0
11-494-4142 FICA	0	0	0	0
TOTAL PERSONNEL SERVICES	0	0	0	0
<u>SUPPLIES</u>				
11-494-4211 OFFICE SUPPLIES	0	0	0	0
11-494-4213 MINOR TOOLS	0	0	0	0
11-494-4231 ALL OTHER	155,513	0	0	0
TOTAL SUPPLIES	155,513	0	0	0
<u>SERVICES</u>				
11-494-4441 TRAVEL & MEETINGS	0	0	0	0
TOTAL SERVICES	0	0	0	0
<u>CAPITAL OUTLAY</u>				
11-494-4531 IMPROVEMENTS	0	0	0	0
TOTAL CAPITAL OUTLAY	0	0	0	0
TOTAL TEXAS STEP TABACCO GRANT	155,513	0	0	0
TOTAL EXPENDITURES	155,513	0	0	0
REVENUE OVER/(UNDER) EXPENDITURES	(105,822)	0	173,256	(307,000)

CITY OF LEVELLAND
 FORMAL BUDGET REPORT
 AS OF: SEPTEMBER 30TH, 2024

21 -TX CAPITAL FUND-MAIN STRE
 REVENUES

	2022-2023 ACTUAL	2023-2024 BUDGET	2023-2024 PROJECTED	2024-2025 BUDGET
21-3125 BOND PROCEEDS	0	0	0	0
21-3332 INTEREST EARNED	1,903	0	805	0
21-3401 FEDERAL	0	0	0	0
21-3402 STATE	0	0	0	0
21-3403 LOCAL CONTRIBUTION	0	0	0	0
21-3510 MISCELLANEOUS REVENUE	0	0	0	0
21-3511 INTERFUND TRANSFERS IN	0	0	0	0
21-3524 IMAGE CAMPAIGN REVENUE	<u>0</u>	<u>0</u>	<u>0</u>	<u>0</u>
TOTAL REVENUES	1,903	0	805	0

FINAL PROPOSED BUDGET 9-04-2024

TX CAPITAL FUND-MAIN STR
21 -TX CAPITAL FUND-MAIN STRE
EXPENDITURES

CITY OF LEVELLAND
FORMAL BUDGET REPORT
AS OF: SEPTEMBER 30TH, 2024

	2022-2023 ACTUAL	2023-2024 BUDGET	2023-2024 PROJECTED	2024-2025 BUDGET
<hr/>				
SUPPLIES				
21-498-4211 OFFICE SUPPLIES	<u>0</u>	<u>0</u>	<u>0</u>	<u>0</u>
TOTAL SUPPLIES	0	0	0	0
SERVICES				
21-498-4413 ADVERTISING	0	0	0	0
21-498-4431 PROFESSIONAL SERVICES	0	0	0	0
21-498-4487 DIRECT BUSINESS INCENTIVES	<u>2,000</u>	<u>0</u>	<u>6,000</u>	<u>0</u>
TOTAL SERVICES	2,000	0	6,000	0
CAPITAL OUTLAY				
21-498-4531 IMPROVEMENTS	<u>9,200</u>	<u>0</u>	<u>0</u>	<u>0</u>
TOTAL CAPITAL OUTLAY	<u>9,200</u>	<u>0</u>	<u>0</u>	<u>0</u>
TOTAL TX CAPITAL FUND-MAIN STR	<u>11,200</u>	<u>0</u>	<u>6,000</u>	<u>0</u>
TOTAL EXPENDITURES	<u>11,200</u>	<u>0</u>	<u>6,000</u>	<u>0</u>
REVENUE OVER/(UNDER) EXPENDITURES	<u>(9,297)</u>	<u>0</u>	<u>(5,195)</u>	<u>0</u>

CITY OF LEVELLAND
 FORMAL BUDGET REPORT
 AS OF: SEPTEMBER 30TH, 2024

23 -CDBG GRANTS
 REVENUES

	2022-2023 ACTUAL	2023-2024 BUDGET	2023-2024 PROJECTED	2024-2025 BUDGET
23-3125 BOND PROCEEDS	0	0	0	0
23-3332 INTEREST EARNED	219	0	246	0
23-3401 FEDERAL	0	0	0	0
23-3402 STATE	0	0	0	0
23-3403 LOCAL CONTRIBUTION	0	0	0	0
23-3511 INTERFUND TRANSFERS IN	<u>0</u>	<u>0</u>	<u>0</u>	<u>0</u>
TOTAL REVENUES	219	0	246	0

FINAL PROPOSED BUDGET 9-04-2024

23 -CDBG GRANTS
EXPENDITURES

	2022-2023 ACTUAL	2023-2024 BUDGET	2023-2024 PROJECTED	2024-2025 BUDGET
PERSONNEL SERVICES				
23-499-4111 SUPERVISION	0	0	0	0
23-499-4112 CLERICAL	0	0	0	0
23-499-4114 CASUAL	0	0	0	0
23-499-4115 OVERTIME	0	0	0	0
23-499-4116 LONGEVITY	0	0	0	0
23-499-4117 STABILITY PAY	0	0	0	0
23-499-4121 WORKER'S COMPENSATION	0	0	0	0
23-499-4122 GROUP INSURANCE	0	0	0	0
23-499-4141 RETIREMENT	0	0	0	0
23-499-4142 FICA	0	0	0	0
TOTAL PERSONNEL SERVICES	0	0	0	0
SUPPLIES				
23-499-4211 ADMINISTRATIVE SUPPLIES	0	0	0	0
TOTAL SUPPLIES	0	0	0	0
SERVICES				
23-499-4413 PUBLIC INFORMATION NOTICES	0	0	0	0
23-499-4431 PROFESSIONAL SERVICES	0	0	0	0
TOTAL SERVICES	0	0	0	0
CAPITAL OUTLAY				
23-499-4531 CAPITAL IMPROVEMENTS	0	0	0	0
23-499-4532 WATER MAINS	8,775	0	0	0
23-499-4551 RAIL PARK-RAILROAD SPURS	0	0	0	0
TOTAL CAPITAL OUTLAY	8,775	0	0	0
TOTAL TEXAS CAPITAL FUND	8,775	0	0	0
TOTAL EXPENDITURES	8,775	0	0	0
REVENUE OVER/(UNDER) EXPENDITURES	(8,556)	0	246	0

CITY OF LEVELLAND
FORMAL BUDGET REPORT
AS OF: SEPTEMBER 30TH, 2024

36 -EDA: # 08-01-05384
REVENUES

	2022-2023 ACTUAL	2023-2024 BUDGET	2023-2024 PROJECTED	2024-2025 BUDGET
36-3332 INTEREST	0	0	0	0
36-3401 FEDERAL	953,255	0	0	0
36-3403 LOCAL CONTRIBUTION	0	0	0	0
36-3404 DEVELOPER CONTRIBUTIONS	0	0	0	0
36-3511 INTERFUND TRANSFERS	<u>0</u>	<u>0</u>	<u>0</u>	<u>0</u>
TOTAL REVENUES	953,255	0	0	0

FINAL PROPOSED BUDGET 9-04-2024

EDA RAIL PARK GRANT FUND
36 -EDA: # 08-01-05384
EXPENDITURES

CITY OF LEVELLAND
FORMAL BUDGET REPORT
AS OF: SEPTEMBER 30TH, 2024

	2022-2023 ACTUAL	2023-2024 BUDGET	2023-2024 PROJECTED	2024-2025 BUDGET
<hr/>				
CAPITAL OUTLAY				
36-436-4531 RAIL	<u>1,522,193</u>	<u>0</u>	<u>11,250</u>	<u>0</u>
TOTAL CAPITAL OUTLAY	<u>1,522,193</u>	<u>0</u>	<u>11,250</u>	<u>0</u>
TOTAL EDA RAIL PARK GRANT FUND	<u>1,522,193</u>	<u>0</u>	<u>11,250</u>	<u>0</u>
TOTAL EXPENDITURES	<u>1,522,193</u>	<u>0</u>	<u>11,250</u>	<u>0</u>
REVENUE OVER/(UNDER) EXPENDITURES	<u>(568,938)</u>	<u>0</u>	<u>(11,250)</u>	<u>0</u>

CITY OF LEVELLAND
 FORMAL BUDGET REPORT
 AS OF: SEPTEMBER 30TH, 2024

38 -POLICE GRANTS FUND
 REVENUES

	2022-2023 ACTUAL	2023-2024 BUDGET	2023-2024 PROJECTED	2024-2025 BUDGET
38-3401 FEDERAL	0	0	0	0
38-3402 STATE GRANT	0	0	0	0
38-3507 PRIVATE GRANTS	0	0	0	0
38-3511 INTERFUND TRANSFERS IN	<u>0</u>	<u>0</u>	<u>0</u>	<u>0</u>
TOTAL REVENUES	0	0	0	0

FINAL PROPOSED BUDGET 9-04-2024

POLICE GRANT FUND
38 -POLICE GRANTS FUND
EXPENDITURES

CITY OF LEVELLAND
FORMAL BUDGET REPORT
AS OF: SEPTEMBER 30TH, 2024

	2022-2023 ACTUAL	2023-2024 BUDGET	2023-2024 PROJECTED	2024-2025 BUDGET
<hr/>				
<u>SUPPLIES</u>				
38-438-4213 MINOR EQUIPMENT & TOOLS	<u>0</u>	<u>0</u>	<u>0</u>	<u>0</u>
TOTAL SUPPLIES	0	0	0	0
<u>REPAIRS & MAINTENANCE</u>				
38-438-4341 MACHINERY MAINTENANCE	<u>0</u>	<u>0</u>	<u>0</u>	<u>0</u>
TOTAL REPAIRS & MAINTENANCE	0	0	0	0
<u>CAPITAL OUTLAY</u>				
38-438-4541 MACHINERY & EQUIPMENT	<u>0</u>	<u>0</u>	<u>0</u>	<u>0</u>
TOTAL CAPITAL OUTLAY	<u>0</u>	<u>0</u>	<u>0</u>	<u>0</u>
TOTAL POLICE GRANT FUND	<u>0</u>	<u>0</u>	<u>0</u>	<u>0</u>
TOTAL EXPENDITURES	<u>0</u>	<u>0</u>	<u>0</u>	<u>0</u>
REVENUE OVER/ (UNDER) EXPENDITURES	<u>0</u>	<u>0</u>	<u>0</u>	<u>0</u>

CITY OF LEVELLAND
 FORMAL BUDGET REPORT
 AS OF: SEPTEMBER 30TH, 2024

43 -TEXAS PARKS GRANTS
 REVENUES

	2022-2023 ACTUAL	2023-2024 BUDGET	2023-2024 PROJECTED	2024-2025 BUDGET
43-3401 FEDERAL	0	61,200	61,200	0
43-3402 STATE GRANTS	0	0	0	0
43-3403 LOCAL CONTRIBUTION	0	0	0	0
43-3406 PARKS GRANT FROM LCDC	0	0	0	0
43-3511 INTERFUND TRANSFERS IN	<u>0</u>	<u>15,300</u>	<u>15,300</u>	<u>0</u>
TOTAL REVENUES	0	76,500	76,500	0

FINAL PROPOSED BUDGET 9-04-2024

PARKS IMPROVEMENTS
43 -TEXAS PARKS GRANTS
EXPENDITURES

CITY OF LEVELLAND
FORMAL BUDGET REPORT
AS OF: SEPTEMBER 30TH, 2024

	2022-2023 ACTUAL	2023-2024 BUDGET	2023-2024 PROJECTED	2024-2025 BUDGET
<hr/>				
CAPITAL OUTLAY				
43-489-4531 PARK IMPROVEMENTS	<u>0</u>	<u>76,500</u>	<u>76,500</u>	<u>0</u>
TOTAL CAPITAL OUTLAY	<u>0</u>	<u>76,500</u>	<u>76,500</u>	<u>0</u>
 TOTAL PARKS IMPROVEMENTS	 <u>0</u>	 <u>76,500</u>	 <u>76,500</u>	 <u>0</u>
 TOTAL EXPENDITURES	 <u>0</u>	 <u>76,500</u>	 <u>76,500</u>	 <u>0</u>
 REVENUE OVER/ (UNDER) EXPENDITURES	 <u>0</u>	 <u>0</u>	 <u>0</u>	 <u>0</u>

LEVELLAND ECONOMIC DEVELOPMENT CORPORATION FUND

Balance October 1, 2023	\$2,785,575
Estimated Revenues FY 2023-24	\$1,347,803
Funds Available FY 2023-24	\$4,133,378
Estimated Expenditures FY 2023-24	<u>\$733,413</u>
Estimated Balance September 30, 2024	\$3,399,965
Estimated Revenues FY 2024-25	\$1,000,500
Funds Available FY 2024-25	\$4,400,465
Estimated Expenditures FY 2024-25	<u>\$1,941,800</u>
Estimated Balance September 30, 2025	\$2,458,665

CITY OF LEVELLAND
 FORMAL BUDGET REPORT
 AS OF: SEPTEMBER 30TH, 2024

22 -LEVELLAND ECON DEV CORP
 REVENUES

	2022-2023 ACTUAL	2023-2024 BUDGET	2023-2024 PROJECTED	2024-2025 BUDGET
22-3109 SALES TAX	932,617	840,000	872,335	816,000
22-3125 OTHER SOURCES-BOND PROCEEDS	0	0	0	0
22-3325 RAIL PARK LEASE PAYMENTS	0	0	1,875	0
22-3326 ACCESS FEE (PER RAIL CAR)	68,775	40,000	49,500	45,000
22-3327 MAINT. FEE (PER RAIL CAR)	68,775	40,000	49,231	45,000
22-3330 BUILDING RENT-INDUSTRIAL PARK	0	0	0	0
22-3332 INTEREST EARNED	125,023	40,000	144,155	90,000
22-3350 INTEREST-W TX LUB RW NOTE	0	0	0	0
22-3390 N/R-W TX LUB RW ADM FEE	0	0	0	0
22-3401 FEDERAL-EDA GRANT	0	0	0	0
22-3402 STATE	0	0	0	0
22-3403 LOCAL CONTRIBUTION	0	0	0	0
22-3408 SPONSORSHIPS	6,000	8,000	4,000	4,500
22-3410 LOAN PROCEEDS	0	0	0	0
22-3411 LOAN REPAYMENT	0	0	0	0
22-3508 TICKETS-APPRECIATION LUNCHEON	0	0	0	0
22-3510 MISCELLANEOUS REVENUE	18,680	0	9,606	0
22-3511 SALES OF RAIL PARK LOTS	0	0	217,100	0
22-3512 SALES OF BLDG INVENTORY	0	0	0	0
22-3518 GAIN ON CAPITAL ASSET SALES	0	0	0	0
22-3519 LOSS ON CAPITAL ASSET SALES	0	0	0	0
22-3523 DELAYED RECEIPTS-RECEIVABLE	0	0	0	0
22-3601 WATER SALES	0	0	0	0
TOTAL REVENUES	1,219,870	968,000	1,347,803	1,000,500

	2022-2023 ACTUAL	2023-2024 BUDGET	2023-2024 PROJECTED	2024-2025 BUDGET
PERSONNEL SERVICES				
22-490-4131 BONDS AND FILING FEES	350	700	800	700
22-490-4152 AUTO ALLOWANCE	<u>0</u>	<u>0</u>	<u>0</u>	<u>0</u>
TOTAL PERSONNEL SERVICES	350	700	800	700
SUPPLIES				
22-490-4211 SUPPLIES	5,246	5,500	5,634	4,500
22-490-4212 POSTAGE & SHIPPING	343	500	897	1,000
22-490-4213 MINOR TOOLS & EQUIPMENT	3,902	4,000	3,963	4,500
22-490-4219 FURNISHINGS & FIXTURES	0	0	0	0
22-490-4281 PROMOTIONAL SUPPLIES	<u>0</u>	<u>0</u>	<u>0</u>	<u>0</u>
TOTAL SUPPLIES	9,492	10,000	10,493	10,000
REPAIRS & MAINTENANCE				
22-490-4321 BUILDINGS	0	0	0	0
22-490-4381 ALL OTHER	<u>0</u>	<u>0</u>	<u>0</u>	<u>0</u>
TOTAL REPAIRS & MAINTENANCE	0	0	0	0
SERVICES				
22-490-4411 COMMUNICATIONS	2,168	1,000	2,155	2,400
22-490-4412 UTILITIES	735	700	694	700
22-490-4413 ADVERTISING	33,731	35,000	35,824	35,000
22-490-4421 INSURANCE	680	1,000	1,000	1,000
22-490-4430 CITY PERSONNEL SERVICES	190,519	200,000	214,597	210,000
22-490-4431 PROFESSIONAL SERVICES	64,154	75,000	75,370	75,000
22-490-4432 HIRE OF EQUIPMENT	0	0	0	0
22-490-4441 TRAVEL & MEETINGS	21,968	35,000	35,113	35,000
22-490-4442 TRAINING	1,925	5,000	5,085	5,000
22-490-4451 DUES & SUBSCRIPTIONS	14,499	13,000	22,061	25,000
22-490-4480 INDUSTRY LUNCHEON MEETING	11,909	4,500	12,449	11,000
22-490-4481 ALL OTHER	774	1,000	960	1,000
22-490-4482 OTHER PROJECT ED 2008	35	0	0	0
22-490-4483 RAIL PARK MAINTENANCE	20,026	25,000	30,850	35,000
22-490-4484 RAIL ROAD MAINTENANCE	9,250	25,000	25,750	50,000
22-490-4485 MISCELLANEOUS PROJECTS	11,000	25,000	25,000	30,000
22-490-4486 STATE SALES TAX COLLECTION FEE	0	0	0	0
22-490-4487 DIRECT BUSINESS INCENTIVES	0	0	0	0
22-490-4488 GRANT FOR 09 DEBT SERVICE	77,143	300,000	75,000	300,000
22-490-4489 LOSS FROM LOAN REPOSSESSION	0	0	0	0
22-490-4490 BAD DEBT EXPENSE	0	0	0	0
22-490-4491 CITY INFRASTRUCTURE IMPRVMTS	0	0	0	0
22-490-4493 SALES TAX REV BOND PAYMENTS	0	0	0	0
22-490-4496 BOND ISSUANCE COSTS	0	0	0	0
22-490-4498 BOND PRINCIPAL PAYMENTS	150,000	150,000	155,000	150,000
22-490-4499 BOND INTEREST EXPENSE	<u>12,860</u>	<u>15,000</u>	<u>5,212</u>	<u>15,000</u>
TOTAL SERVICES	623,375	911,200	722,120	981,100

ECONOMIC & INDUS DEV FUND
22 -LEVELLAND ECON DEV CORP
EXPENDITURES

CITY OF LEVELLAND
FORMAL BUDGET REPORT
AS OF: SEPTEMBER 30TH, 2024

	2022-2023 ACTUAL	2023-2024 BUDGET	2023-2024 PROJECTED	2024-2025 BUDGET
CAPITAL OUTLAY				
22-490-4511 LAND	0	0	0	0
22-490-4521 BUILDINGS	0	0	0	0
22-490-4531 RAIL IMPROVEMENTS	0	0	0	0
22-490-4532 OTHER IMPROVEMENTS	0	0	0	0
22-490-4541 MACHINERY & EQUIPMENT	0	0	0	0
22-490-4591 RAIL PARK SUBDIVISION IMP	<u>621,500</u>	<u>121,000</u>	<u>0</u>	<u>950,000</u>
TOTAL CAPITAL OUTLAY	621,500	121,000	0	950,000
OTHER				
22-490-4611 DEPRECIATION	<u>0</u>	<u>0</u>	<u>0</u>	<u>0</u>
TOTAL OTHER	<u>0</u>	<u>0</u>	<u>0</u>	<u>0</u>
TOTAL ECONOMIC & INDUS DEV FUND	<u>1,254,717</u>	<u>1,042,900</u>	<u>733,413</u>	<u>1,941,800</u>
TOTAL EXPENDITURES	<u>1,254,717</u>	<u>1,042,900</u>	<u>733,413</u>	<u>1,941,800</u>
REVENUE OVER/(UNDER) EXPENDITURES	<u>(34,847)</u>	<u>(74,900)</u>	<u>614,389</u>	<u>(941,300)</u>

LEVELLAND COMMUNITY DEVELOPMENT CORPORATION FUND

Balance October 1, 2023	\$758,210
Estimated Revenues FY 2023-24	\$671,000
Funds Available FY 2023-24	\$1,429,210
Estimated Expenditures FY 2023-24	<u>\$492,044</u>
Estimated Balance September 30, 2024	\$937,166
Estimated Revenues FY 2024-25	\$620,000
Funds Available FY 2024-25	\$1,557,166
Estimated Expenditures FY 2024-25	<u>\$447,000</u>
Estimated Balance September 30, 2025	\$1,110,166

CITY OF LEVELLAND
 FORMAL BUDGET REPORT
 AS OF: SEPTEMBER 30TH, 2024

41 -LEVELLAND COM DEV CORP
 REVENUES

	2022-2023 ACTUAL	2023-2024 BUDGET	2023-2024 PROJECTED	2024-2025 BUDGET
41-3109 SALES TAX	621,745	550,000	599,556	575,000
41-3125 BOND PROCEEDS	0	0	0	0
41-3332 INTEREST EARNED	39,282	10,000	71,448	45,000
41-3401 FEDERAL GRANT	0	0	0	0
41-3402 STATE	0	0	0	0
41-3403 LOCAL CONTRIBUTION	0	0	0	0
41-3410 LOAN PROCEEDS	0	0	0	0
41-3411 LOAN REPAYMENT	0	0	0	0
41-3510 MISCELLANEOUS REVENUE	0	0	0	0
41-3511 NOT APPLICABLE-NOT USED	0	0	0	0
41-3518 GAIN ON SALE OF ASSETS	0	0	0	0
41-3519 LOSS ON SALE OF ASSETS	0	0	0	0
41-3523 DELAYED RECEIPTS - RECEIVABLE	<u>0</u>	<u>0</u>	<u>0</u>	<u>0</u>
TOTAL REVENUES	661,027	560,000	671,003	620,000

41 -LEVELLAND COM DEV CORP
EXPENDITURES

	2022-2023 ACTUAL	2023-2024 BUDGET	2023-2024 PROJECTED	2024-2025 BUDGET
PERSONNEL SERVICES				
41-441-4131 BONDS AND FILING FEES	0	0	0	0
TOTAL PERSONNEL SERVICES	0	0	0	0
SUPPLIES				
41-441-4211 SUPPLIES	0	0	0	0
41-441-4213 MINOR TOOLS & EQUIPMENT	0	0	0	0
41-441-4219 FURNISHINGS & FIXTURES	0	0	0	0
TOTAL SUPPLIES	0	0	0	0
REPAIRS & MAINTENANCE				
41-441-4381 PROMOTIONAL SUPPLIES	0	0	0	0
TOTAL REPAIRS & MAINTENANCE	0	0	0	0
SERVICES				
41-441-4411 COMMUNICATIONS	0	0	0	0
41-441-4412 UTILITIES	0	0	0	0
41-441-4413 ADVERTISING	0	0	0	0
41-441-4421 INSURANCE	0	0	0	0
41-441-4431 PROFESSIONAL SERVICES	5,000	40,000	40,000	85,000
41-441-4432 HIRE OF EQUIPMENT	0	0	0	0
41-441-4441 TRAVEL & MEETINGS	0	0	0	0
41-441-4442 TRAINING	0	0	0	0
41-441-4451 DUES & SUBSCRIPTIONS	0	0	0	0
41-441-4481 ALL OTHER	0	0	0	0
41-441-4482 OTHER PROJECT PARK IMPROVEMENT	0	0	0	0
41-441-4485 MISCELLANEOUS PROJECTS	0	0	0	0
41-441-4486 SALES TAX COLLECTION FEE	0	0	0	0
41-441-4487 DIRECT BUSINESS INCENTIVES	0	0	0	0
41-441-4488 GRANT FOR 2013 CO DEBT SRVC	293,831	299,044	299,044	304,000
41-441-4491 GRANT-CITY PARK IMPRVMENTS	205,646	153,000	153,000	58,000
TOTAL SERVICES	504,477	492,044	492,044	447,000
CAPITAL OUTLAY				
41-441-4531 IMPROVEMENTS	0	0	0	0
41-441-4541 MACHINERY & EQUIPMENT	0	0	0	0
TOTAL CAPITAL OUTLAY	0	0	0	0
TOTAL LEV COM DEV CORP	504,477	492,044	492,044	447,000
TOTAL EXPENDITURES	504,477	492,044	492,044	447,000
REVENUE OVER/(UNDER) EXPENDITURES	156,550	67,956	178,959	173,000