



October 1, 2023 – September 30, 2024

ADOPTED BUDGET

City Council

Barbra Pinner.....	Mayor
Breann Buxkemper.....	Mayor Pro Tem
Jim Myatt.....	Councilmember
Max Ledesma	Councilmember
Michael Stueart	Councilmember

INTERIM CITY MANAGER

José Cavazos

CITY OF LEVELLAND

ANNUAL OPERATING BUDGET FOR FISCAL YEAR 2023-2024

Cover Page

This Cover Page and the following disclosures are required by State Law.

THIS BUDGET WILL RAISE MORE REVENUE FROM PROPERTY TAXES THAN LAST YEAR'S BUDGET BY \$232,353 WHICH IS A 7.14 PERCENT INCREASE FROM LAST YEAR'S BUDGET. THE PROPERTY TAX REVENUE TO BE RAISED FROM NEW PROPERTY ADDED TO THE TAX ROLL THIS YEAR IS \$49,512.

	FY 2023	FY 2024
Actual Property Tax Rate	.521216	.542021
No-New-Revenue Tax Rate	.521216	.504558
Maintenance & Operation Tax Rate	.485116	.505750
Voter-Approval Tax Rate	.559840	.508254
Debt Tax Rate	.036100	.036271
De Minimis Tax Rate	.579191	.557450
City Debt Obligations	\$735,000	\$19,205,000
LEDC Debt Obligations	\$1,940,000	\$1,675,000
LCDC Debt Obligations	\$2,825,000	\$2,605,000

City Council meeting of September 11, 2023.

Motion by Michael Stueart, second by Breann Buxkemper, to approve Ordinance #1075 setting the 2023 tax rate at \$0.542021.

FOR: Michael Stueart, Breann Buxkemper, Max Ledesma

AGAINST: Jim Myatt

ABSTAIN or NOT VOTING: Mayor Barbra Pinner

ABSENT: None

RESOLUTION NO. 2023-26

A RESOLUTION OF THE CITY COUNCIL OF THE CITY OF LEVELLAND, TEXAS, ADOPTING THE BUDGET FOR THE FISCAL YEAR OF 2023-2024 COMMENCING OCTOBER 1, 2023.

WHEREAS, the City Manager of Levelland, Texas has prepared and submitted a proposed budget in compliance with the City Charter for the fiscal year commencing October 1, 2023; and

WHEREAS, the proposed budget has been reviewed by the City Council and a public hearing has been held at City Hall on September 11, 2023; and

WHEREAS, after full and final consideration, a majority of the members of the City Council being present and voting are of the opinion that said budget is appropriate and correct in all respects and presents a program of service that is in the best interest of the community, and that all requirements of the City Charter and other applicable laws have been satisfied.

NOW, THEREFORE, BE IT RESOLVED BY THE CITY OF LEVELLAND, TEXAS:


Section 1. That the budget proposal for the fiscal year beginning October 1, 2023 as filed and submitted to the City Council is hereby approved and adopted.

Section 2. That there is hereby appropriated from the funds indicated in such budget, and for the accomplishment of each of the departments, project, operations, activities, purchases, and other expenditures proposed in such budget, not to exceed the total amount of the estimated costs of the departments, projects, operations, activities, purchases, and other expenditures proposed for each fund.

Section 3. That the City Council expressly finds that the amounts budgeted in the various funds for employee benefits, longevity pay, employee awards and recognition, and other similar items promote employee morale, which is a proper, public purpose for those expenditures.


Section 4. That a copy of the FY 2023-2024 Budget shall be filed in the office of the City Secretary of Levelland, Texas.

PASSED, APPROVED AND ADOPTED THIS THE 11TH DAY OF SEPTEMBER, 2023.



Barbra Pinner, Mayor

ATTEST:



Andréa Corley, TMRC
City Secretary

BUDGET SUMMARY

Tax Structure	1
All Revenues	2
General Fund Revenues	3
General Fund Expenditures	4
Enterprise Fund Revenues	5
Enterprise Fund Expenditures	6

OPERATING FUNDS

General Fund – Summary [Fund 01]	7
Revenue Summary	8
Expenditure Summary	10
City Council	11
City Management	13
City Secretary	15
Finance	17
Municipal Court	19
Fire	21
Police	24
Inspection	28
Emergency and Health Services	31
Street	34
Shop	37
Park	40
Information Technology	43
Building Services	45
Professional Services	47
Human Resource	49
Economic Development	51
Main Street	54
Developers Capital	56

OPERATING FUNDS (continued)

Airport Fund [Fund 02]	59
Cemetery Fund [Fund 03]	63
Enterprise Fund - Summary [Fund 06]	68
Revenue Summary	69
Expenditure Summary	70
Water & Wastewater Administration.....	71
Water.....	74
Wastewater.....	77
Sanitation	82
Swimming Pool.....	85
Streetlights	88

CAPITAL IMPROVEMENT FUNDS

Internal Finance Fund [Fund 04]	89
Interest & Redemption Fund [Fund 07]	92
Wastewater System Improvement Fund [Fund 26]	96
Water System Improvement Fund [Fund 31]	99
Tax Increment Financing Funds - Summary	102
TIF #1 [Fund 33].....	103
TIF #2 [Fund 40].....	105

SPECIAL FUNDS

Civic Improvement Fund [Fund 08]	107
Hotel Occupancy Tax Fund [Fund 12]	110
Voluntary Park Donation Fund [Fund 17]	114
Main Street Fund [Fund 45]	117
Court Special Funds - Summary	120
Building Security [Fund 09]	121
Time Payment [Fund 10]	123
Court Technology [Fund 13]	125
Local Truancy Prevention [Fund 46].....	127
Police Special Funds - Summary	128
LEOSE [Fund 05]	129
State Seized Funds [Fund 15]	131
Federal Seized Funds [Fund 37]	133
Animal Shelter [Fund 49]	135
Grant Funds - Summary	137
CRF/ARPA [Fund 11]	138
Main Street TCF [Fund 21]	140
CDBG [Fund 23].....	142
EDA [Fund 36]	144
Criminal Justice [Fund 38].....	146
TPWD [Fund 43]	148

DEVELOPMENT CORPORATION FUNDS

Levelland Economic Development Corporation [Fund 22]	150
Levelland Community Development Corporation [Fund 41]	154

City of Levelland

Tax Structure

Fiscal Year 2023-2024

Net Taxable Value	\$846,321,640
--------------------------	----------------------

Taxable Value of Frozen Senior Property	\$147,514,539
---	---------------

Non Frozen Taxable Value	\$698,807,101
---------------------------------	----------------------

Proposed Tax Rate	\$0.54202
-------------------	-----------

Non Frozen Taxes	\$3,787,681
------------------	-------------

Frozen Taxes from Seniors	\$680,522
---------------------------	-----------

Total Taxes	\$4,468,203
-------------	-------------

Estimated Percent of Collection	96%
---------------------------------	-----

Estimated Collected Ad Valorem	@ 96%	@ 100%
	\$4,289,475	\$4,468,203

Increment

TIF #1	\$40,211,954	\$209,239	\$217,957
---------------	--------------	-----------	-----------

TIF #2	\$20,974,511	\$109,139	\$113,686
---------------	--------------	-----------	-----------

Estimated Net Ad Valorem	\$3,971,097	\$4,136,560
---------------------------------	--------------------	--------------------

2023-2024 DISTRIBUTION

	enter of Rate	% of Rate	Amount at 96%	Amount at 100%
General Fund	\$0.475750	87.77%	\$3,485,565	\$3,630,797
Cemetery Fund	\$0.030000	5.53%	\$219,794	\$228,952
Interest & Redemption Fund	\$0.036271	6.69%	\$265,738	\$276,811
SUBTOTAL	0.5420	100.00%	\$3,971,097	\$4,136,560

Senior Tax Freeze Information

Taxes Lost to Freeze	\$119,038
----------------------	-----------

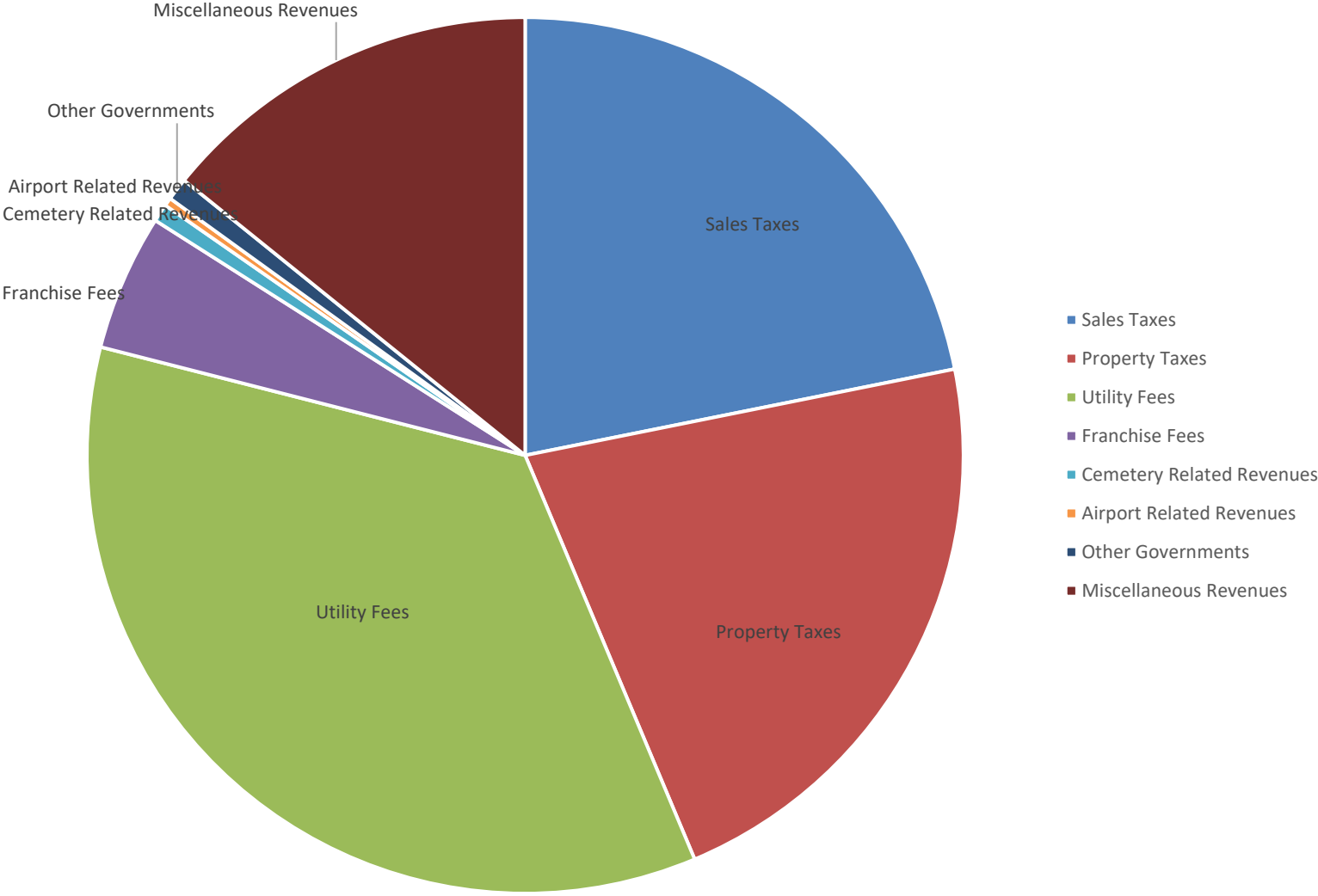
Resulting Tax Rate On Frozen Property	\$0.461
---------------------------------------	---------

AFFECT ON OVERALL TAX RATE

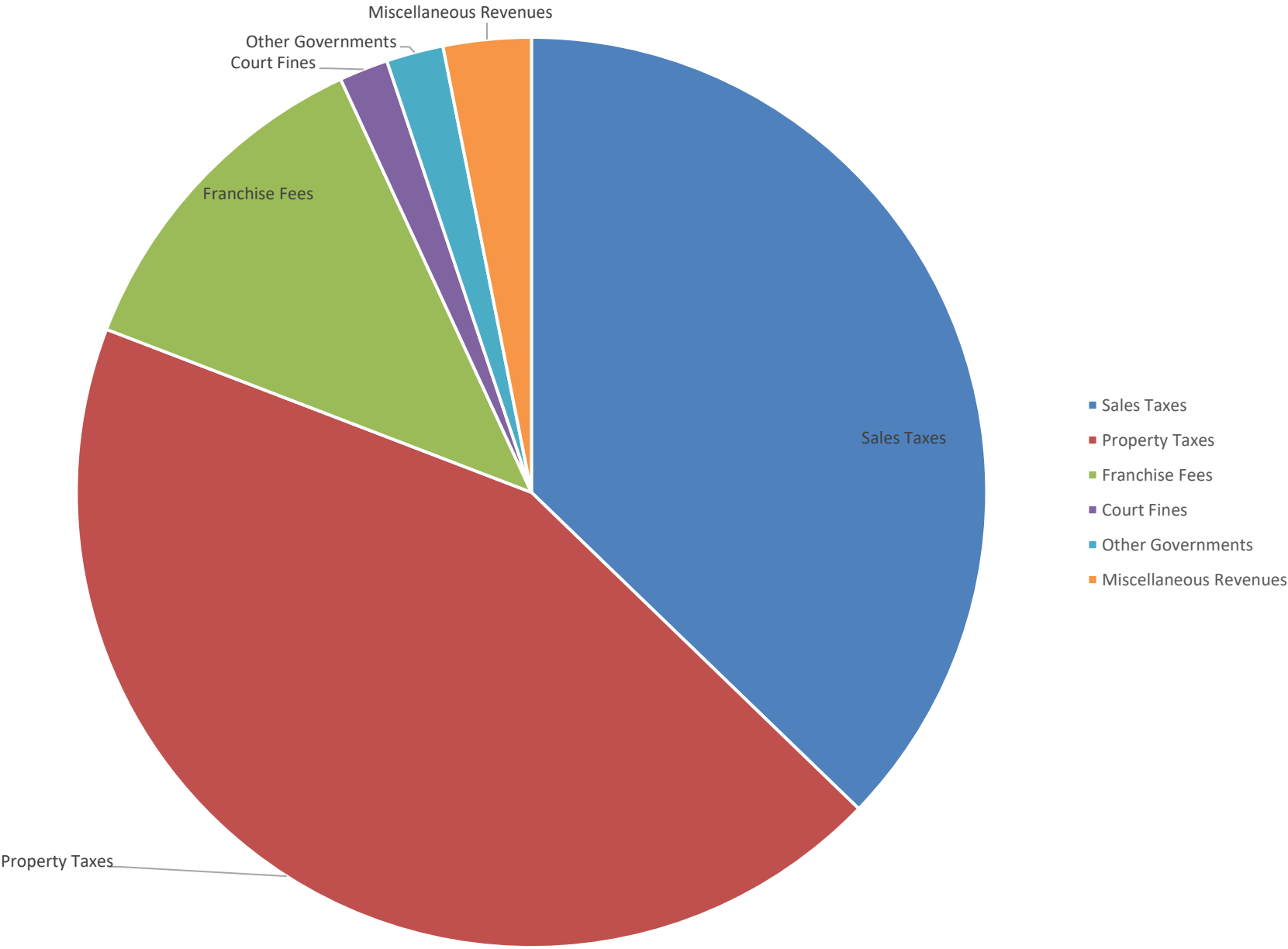
Without Freeze Rate (raise same revenue)	\$0.528
--	---------

Portion of Proposed Tax Rate That Will Subsidize Frozen Property	\$0.01407
---	-----------

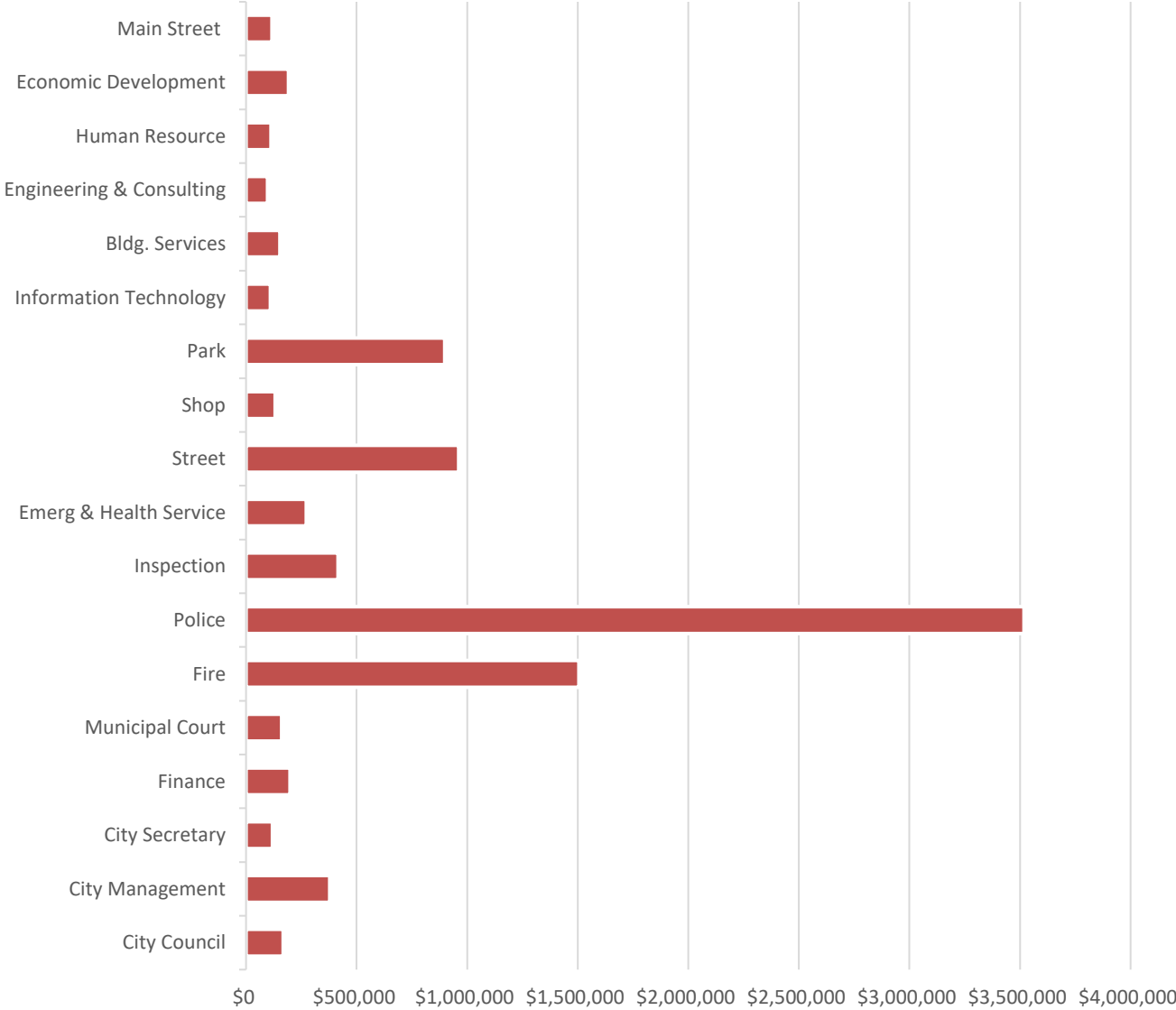
**All Revenues by Source
City of Levelland
FY 2023-2024 Budget**



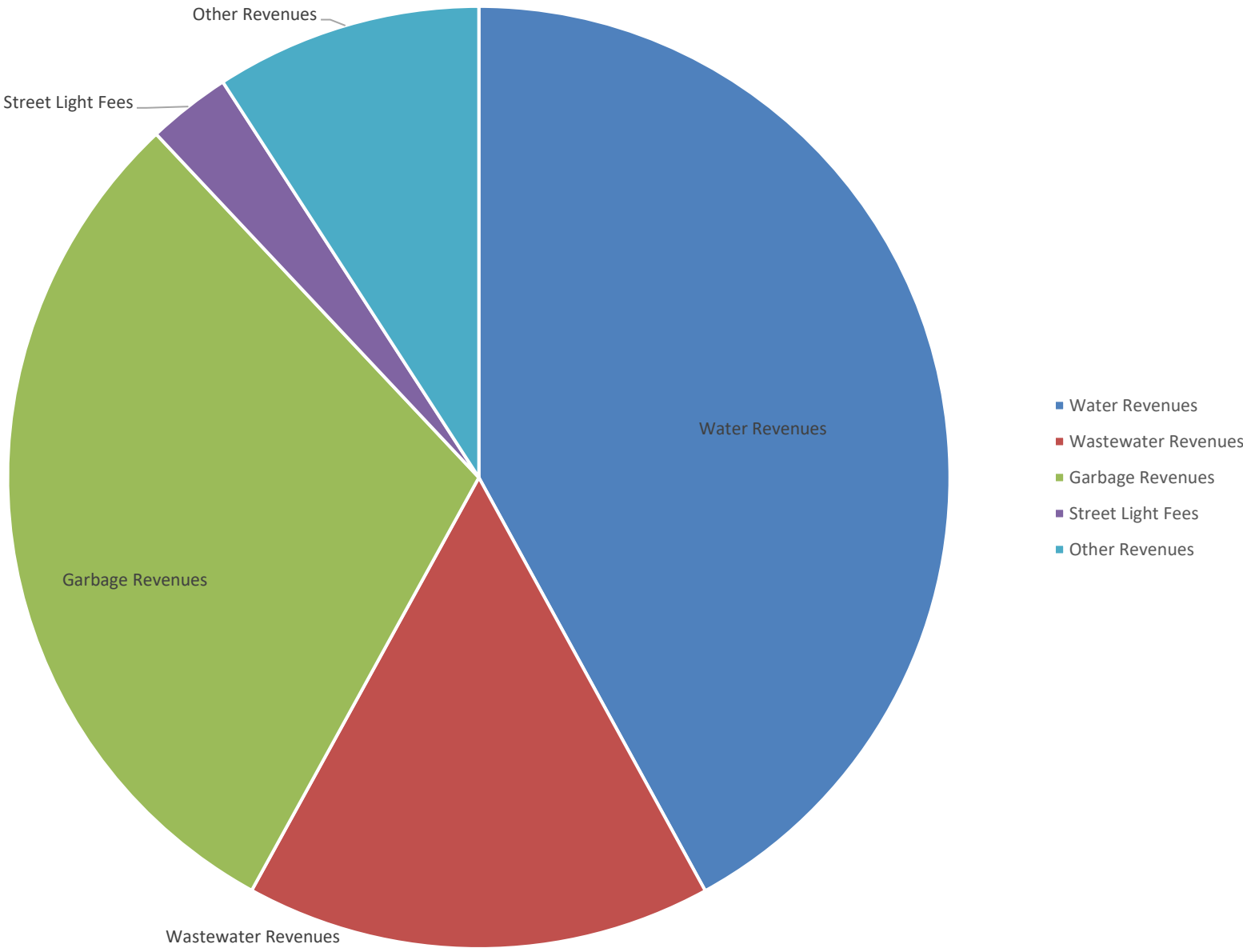
General Fund Revenues by Type
City of Levelland
FY 2023-2024 Budget



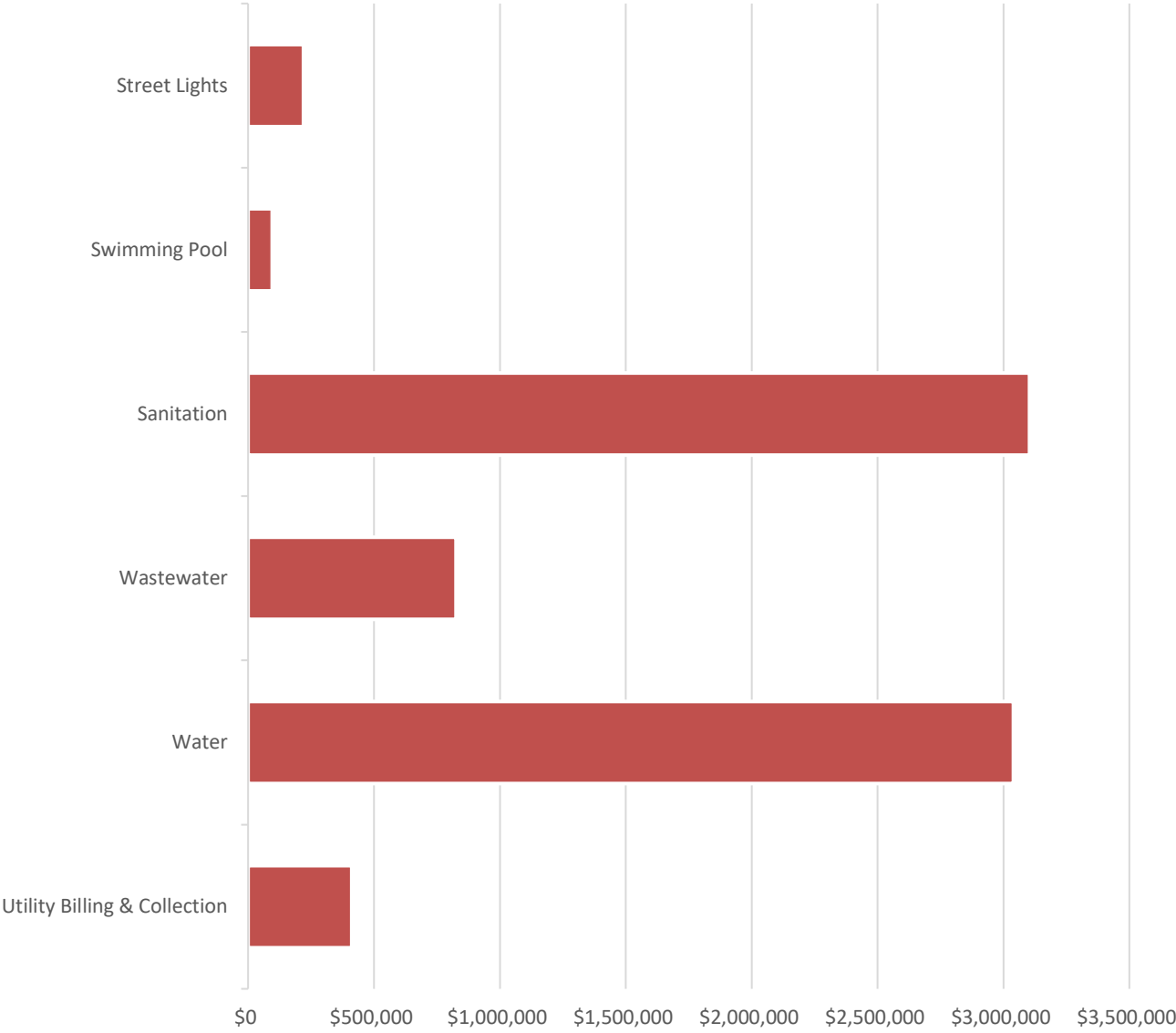
**General Fund Expenditures by Type
City of Levelland
FY 2023-2024 Budget**



Enterprise Fund Revenues by Source
City of Levelland
FY 2023-2024 Budget



Enterprise Fund Expenditures by Type
City of Levelland
FY 2023-2024 Budget



GENERAL FUND SUMMARY

Actual Balance October 1, 2022	\$3,966,068
Estimated Revenues FY 2022-23	\$10,505,791
Funds Available FY 2022-23	\$14,471,859
Estimated Expenditures FY 2022-23	<u>\$10,273,226</u>
Estimated Balance September 30, 2023	\$4,198,633
Estimated Revenues FY 2023-24	\$9,517,795
Funds Available FY 2023-24	\$13,716,428
Estimated Expenditures FY 2023-24	<u>\$9,513,970</u>
Capital Expenditures FY 2023-24	\$756,000
Operations & Maintenance (O&M) Expenditures FY 2023-24	<u>\$8,757,970</u>
Estimated Balance September 30, 2024	\$4,202,458

CITY OF LEVELLAND
 FORMAL BUDGET REPORT
 AS OF: SEPTEMBER 30TH, 2023

01 -GENERAL

REVENUES	2021-2022 ACTUAL	2022-2023 BUDGET	2022-2023 PROJECTED	2023-2024 BUDGET
01-3101 CURRENT TAX COLLECTIONS	3,137,276	3,253,212	3,253,212	3,485,565
01-3102 DELINQUENT TAX COLLECTIONS	126,167	120,000	120,352	120,000
01-3103 PENALTY INTEREST	75,797	60,000	60,152	60,000
01-3104 FRANCHISE REFUSE COLLECTIONS	61,382	60,000	61,695	60,000
01-3105 FRANCHISE NATURAL GAS	202,215	145,000	200,743	200,000
01-3106 FRANCHISE ELECTRIC	738,399	625,000	769,952	720,000
01-3107 FRANCHISE TELEPHONE	82,705	80,000	82,475	80,000
01-3108 FRANCHISE CABLE TV	0	0	0	0
01-3109 SALES TAX	2,228,303	2,123,000	2,338,123	2,370,000
01-3110 MAIN STREET REVENUES	0	0	0	0
01-3111 LICENSE & OCCUPATION TAX	3,325	1,500	1,575	1,500
01-3112 ANIMAL LICENSE/LIVESTOCK	0	0	0	0
01-3113 BUILDING PERMITS	22,100	15,000	25,131	20,000
01-3114 ELECTRICAL PERMITS	0	0	0	0
01-3115 PLUMBING PERMITS	375	250	305	250
01-3116 DRILLING PERMITS	0	0	0	0
01-3117 HEALTH PERMIT	8,360	5,000	8,230	5,000
01-3118 INSPECTION SERVICES FOR COUNTY	0	0	0	0
01-3119 SALES TAX TO REDUCE AD VAL TX	278,538	265,375	287,500	287,500
01-3120 PERMIT PENALTIES	25	0	0	0
01-3121 STREET MAINTENANCE SALES TAX	557,076	530,750	575,000	575,000
01-3122 RV PARK PERMITS	875	1,000	825	1,000
01-3123 POLICE SECURITY	25,127	3,250	23,892	25,000
01-3124 MIXED BEVERAGE & SALES TAX	8,568	6,500	6,547	6,500
01-3125 BOND PROCEEDS	0	0	0	0
01-3126 GAME ROOM PERMIT	1,500	0	500	0
01-3127 MOWING FEES	20,419	0	11,860	0
01-3220 COURT FINES & FEES	148,396	140,000	151,667	150,000
01-3221 CRIMINAL JUSTICE	0	0	0	0
01-3222 LAW INFORCEMENT OFFICERS FUND	0	0	0	0
01-3223 COMP TO VICTIMS OF CRIME	0	0	0	0
01-3224 MUN JUDGE'S TRAINING FUND	0	0	0	0
01-3225 ARREST BY STATE OFFICER	0	0	0	0
01-3226 OPER'S & CHAUF'S LICENSE FUND	0	0	0	0
01-3227 COMP REHAB FUND	0	0	0	0
01-3228 CRF ALCOHOL RELATED	0	0	0	0
01-3229 MISDEMEANOR COURT COST	0	0	0	0
01-3230 SCHOOL CROSSING & PASSING BUS	75	250	250	250
01-3231 CONSOLIDATED COURT COST	0	0	0	0
01-3232 FUGITIVE APPREHENSION	0	0	0	0
01-3233 JUV CRIME & DELINQUENCY	0	0	0	0
01-3234 MUN COURT BLDG SECURITY	0	0	0	0
01-3235 TIME PAYMENT FEES - STATE	0	0	0	0
01-3236 FAILURE TO APPEAR	0	0	0	0
01-3237 FTA OMNI BASE SERVICES	0	0	0	0
01-3238 SEAT BELT & CHILD SAFETY SYS	0	0	0	0
01-3239 BOND ESCROW	0	0	0	0

CITY OF LEVELLAND
 FORMAL BUDGET REPORT
 AS OF: SEPTEMBER 30TH, 2023

01 -GENERAL

REVENUES	2021-2022 ACTUAL	2022-2023 BUDGET	2022-2023 PROJECTED	2023-2024 BUDGET
01-3240 CORRECTIONAL MANAGEMENT	0	0	0	0
01-3241 STATE TRAFFIC FEE	0	0	0	0
01-3242 STATE JURY FEE	0	0	0	0
01-3243 JUDICIAL FEE- STATE	0	0	0	0
01-3244 COURT COLLECTION AGENCY FEES	0	0	0	0
01-3245 INDIGENT DEFENSE FUND	0	0	0	0
01-3246 CIVIL JUSTICE FEE - STATE	0	0	0	0
01-3247 CHILD PASSENGER SEAT SYS OFF	0	0	0	0
01-3248 TRUENCY PREVENTION FUND	0	0	0	0
01-3330 RENTS	10,855	17,500	18,460	17,500
01-3331 ROYALTIES	45,851	30,000	34,166	35,000
01-3332 INTEREST EARNED	30,263	25,000	100,550	100,000
01-3401 FEDERAL	0	0	0	0
01-3402 STATE	4,100	0	0	0
01-3403 LOCAL CONTRIBUTION	539,129	377,000	403,276	380,500
01-3404 DEVELOPERS CONTRIBUTION	0	0	0	0
01-3405 HOCKLEY COUNTY-EMERGENCY MGT	63,137	50,000	50,000	50,000
01-3409 SPORTS PARK SPONSORSHIPS	0	0	0	0
01-3411 LOAN REPAYMENT	0	0	0	0
01-3430 LOCAL JURY FUND	99	0	0	0
01-3499 OXY 1ST RESPONDER GRANT	0	0	0	0
01-3501 FIRE SERVICES TO COUNTY	173,408	175,000	122,125	125,000
01-3502 ANIMAL POUND FEES	4,864	3,000	3,015	3,000
01-3505 OTHER RECEIPTS/SECO	0	0	0	0
01-3506 OTHER RECEIPTS/MAIN STREET	0	0	0	0
01-3507 ZONE CHANGES & VARIANCES	900	1,500	1,250	1,500
01-3510 MISCELLANEOUS REVENUE	145,095	29,000	182,234	40,000
01-3511 INTERFUND TRANSFERS IN	729,928	1,385,642	1,385,642	489,730
01-3512 INTERFUND TRANSFERS OUT	(580,074)	0	0	0
01-3515 SALE OF ASSETS	54,601	0	20,000	0
01-3516 TAX ANTICIPATION NOTE	0	0	0	0
01-3517 LOAN PROCEEDS-INTERNAL FIN	246,778	0	202,479	108,000
01-3518 DONATIONS TO CITY	0	0	0	0
01-3519 LOAN PROCEEDS-EXTERNAL	0	0	0	0
01-3520 ANIMAL SHELTER DONATIONS	1,510	0	1,025	0
01-3523 DELAYED RECEIPTS-RECEIVABLE	0	0	0	0
01-3606 SERVICE CHARGE - RETURNED CHK	30	0	90	0
01-3609 WEB CONVENIENCE FEE	<u>779</u>	<u>0</u>	<u>1,491</u>	<u>0</u>
TOTAL REVENUES	9,198,253	9,528,729	10,505,791	9,517,795

GENERAL FUND EXPENDITURE SUMMARY

	Actual 2021-2022	Budgeted 2022-2023	Estimated 2022-2023	Projected 2023-2024
401 City Council	\$162,345	\$165,610	\$164,359	\$168,110
402 City Management	\$304,839	\$370,730	\$350,609	\$378,579
403 City Secretary	\$123,974	\$111,638	\$110,032	\$119,600
404 Finance	\$180,355	\$185,156	\$181,272	\$199,074
405 Municipal Court	\$142,408	\$151,481	\$153,446	\$161,172
406 Fire	\$1,346,071	\$1,377,588	\$1,479,931	\$1,505,377
407 Police	\$3,172,593	\$3,654,462	\$3,982,111	\$3,518,344
408 Inspection	\$374,373	\$382,480	\$364,924	\$416,241
409 Emerg & Health Service	\$275,493	\$509,138	\$540,645	\$272,181
410 Street	\$1,324,982	\$978,303	\$1,145,759	\$961,774
411 Shop	\$148,663	\$117,238	\$167,621	\$131,998
412 Park	\$1,008,385	\$864,243	\$886,507	\$898,851
413 Information Technology	\$99,164	\$92,000	\$105,185	\$110,000
414 Bldg. Services	\$131,907	\$112,750	\$162,765	\$152,750
415 Professional Services	\$74,598	\$97,500	\$96,753	\$97,500
416 Human Resources	\$105,259	\$107,533	\$92,241	\$112,951
417 Economic Development	\$177,016	\$178,794	\$180,468	\$192,568
418 Main Street	\$104,462	\$102,307	\$108,667	\$116,899
419 Developer's Capital	\$0	\$0	\$0	\$0
Total	\$9,256,887	\$9,558,951	\$10,273,294	\$9,513,969

CITY COUNCIL DEPARTMENT

Expenditure Summary:

Account Category	Actual 2021-2022	Budgeted 2022-2023	Estimated 2022-2023	Proposed 2023-2024
4100 Personnel Services	\$1,807	\$2,010	\$2,035	\$2,010
4200 Supplies	\$2,755	\$3,000	\$2,951	\$3,000
4400 Services	\$157,783	\$160,600	\$159,373	\$163,100
4500 Capital Outlay	\$0	\$0	\$0	\$0
TOTAL	\$162,345	\$165,610	\$164,359	\$168,110

Program Summary:

The City of Levelland's home rule Council-Manager form of government was originally adopted in a City Charter election in 1948 and implemented in 1949. Operating within the context of the City Charter the Council is responsible for appointing the City Manager, City Attorney, Police Chief, and Municipal Court Judge.

The City Council is the policy making body of the city government, exercising those powers granted by the City Charter, State law, and the State constitution. The Council provides legislative leadership in establishing ordinances, resolutions, and policies to enhance an efficient and effective administration of the City Departments to ensure that all citizens are provided with an equitable level of quality services; to further the orderly development of the City; and to promote the safety and welfare of its residents. All of this is done within the financial guidelines established in the Annual Budget that Council adopts.

Personnel Summary:

Position Classification	Authorized 2023-2024
Mayor	1
Councilmembers	4
Total Part-time Positions	5

CITY OF LEVELLAND
 FORMAL BUDGET REPORT
 AS OF: SEPTEMBER 30TH, 2023

01 -GENERAL
 LEGISLATIVE

	2021-2022	2022-2023	2022-2023	2023-2024
EXPENDITURES	ACTUAL	BUDGET	PROJECTED	BUDGET
<hr/>				
<u>PERSONNEL SERVICES</u>				
01-401-4111 SUPERVISION	0	0	0	0
01-401-4113 OPERATIONAL	1,800	2,000	2,025	2,000
01-401-4114 CASUAL	0	0	0	0
01-401-4115 OVERTIME	0	0	0	0
01-401-4117 STABILITY PAY	0	0	0	0
01-401-4121 WORKER'S COMPENSATION	7	10	10	10
01-401-4122 GROUP INSURANCE	0	0	0	0
01-401-4131 BONDS AND FILING FEES	0	0	0	0
01-401-4141 RETIREMENT	0	0	0	0
01-401-4142 FICA	<u>0</u>	<u>0</u>	<u>0</u>	<u>0</u>
TOTAL PERSONNEL SERVICES	1,807	2,010	2,035	2,010
 <u>SUPPLIES</u>				
01-401-4211 OFFICE SUPPLIES	25	500	452	500
01-401-4212 POSTAGE	0	0	0	0
01-401-4213 MINOR TOOLS & EQUIPMENT	0	0	0	0
01-401-4217 PINS & AWARDS	2,730	2,500	2,498	2,500
01-401-4218 SAFETY SUPPLIES	0	0	0	0
01-401-4219 FURNISHINGS & FIXTURES	<u>0</u>	<u>0</u>	<u>0</u>	<u>0</u>
TOTAL SUPPLIES	2,755	3,000	2,951	3,000
 <u>REPAIRS & MAINTENANCE</u>				
01-401-4361 OTHER EQUIPMENT	0	0	0	0
01-401-4391 SOFTWARE & COMPUTER MAINTENANC	<u>0</u>	<u>0</u>	<u>0</u>	<u>0</u>
TOTAL REPAIRS & MAINTENANCE	0	0	0	0
 <u>SERVICES</u>				
01-401-4411 COMMUNICATIONS	2,735	3,000	3,713	3,000
01-401-4413 ADVERTISING	0	0	0	0
01-401-4421 INSURANCE	12,077	12,700	11,652	12,700
01-401-4431 PROFESSIONAL SERVICES	43,694	40,000	40,770	42,500
01-401-4441 TRAVEL & MEETINGS	3,457	4,000	4,267	4,000
01-401-4442 TRAINING	1,395	2,500	2,500	2,500
01-401-4451 DUES & SUBSCRIPTIONS	3,456	5,400	5,422	5,400
01-401-4461 CONTRIBUTIONS	0	0	0	0
01-401-4475 ELECTIONS EXPENDITURES	14,247	13,000	11,144	13,000
01-401-4481 ALL OTHER	<u>76,723</u>	<u>80,000</u>	<u>79,906</u>	<u>80,000</u>
TOTAL SERVICES	157,783	160,600	159,373	163,100
 <u>CAPITAL OUTLAY</u>				
01-401-4541 MACHINERY & EQUIPMENT	<u>0</u>	<u>0</u>	<u>0</u>	<u>0</u>
TOTAL CAPITAL OUTLAY	<u>0</u>	<u>0</u>	<u>0</u>	<u>0</u>
 TOTAL LEGISLATIVE	 162,345	 165,610	 164,358	 168,110
	=====	=====	=====	=====

CITY MANAGEMENT

Expenditure Summary:

Account Category	Actual 2021-2022	Budgeted 2022-2023	Estimated 2022-2023	Proposed 2023-2024
4100 Personnel Services	\$265,428	\$348,530	\$329,134	\$356,379
4200 Supplies	\$533	\$1,500	\$1,436	\$1,500
4300 Maintenance	\$0	\$1,000	\$1,000	\$1,000
4400 Services	\$38,878	\$19,700	\$19,039	\$19,700
4500 Capital Outlay	\$0	\$0	\$0	\$0
TOTAL	\$304,839	\$370,730	\$350,609	\$378,579

Program Summary:

The City Management department provides direction and control to the other divisions and departments in the organization and other services as provided for in the City Charter, Code of Ordinances, and State law. The City Manager is the administrative head of the municipal government and is appointed by the City Council. The Assistant City Manager provides support to the City Manager, focusing primarily on organizational issues.

The City Manager is responsible to the City Council for the execution of policies adopted by that body, to develop the proposed annual budget, and to advise the Council and make recommendations to it when appropriate. This Department has general responsibility for providing for the efficient, effective, and equitable administration of all City departments and appropriate levels of service delivery within the guidelines of the annual budget.

Personnel Summary:

Position Classification	Authorized 2023-2024
City Manager	1
Assistant City Manager	1
Total Full-time Positions	2

CITY OF LEVELLAND
 FORMAL BUDGET REPORT
 AS OF: SEPTEMBER 30TH, 2023

01 -GENERAL
 CITY MANAGEMENT

	2021-2022	2022-2023	2022-2023	2023-2024
EXPENDITURES	ACTUAL	BUDGET	PROJECTED	BUDGET
<hr/>				
<u>PERSONNEL SERVICES</u>				
01-402-4111 SUPERVISION	207,634	269,140	249,266	274,847
01-402-4115 OVERTIME	0	0	0	0
01-402-4116 LONGEVITY	636	816	814	912
01-402-4117 STABILITY PAY	750	825	825	850
01-402-4121 WORKER'S COMPENSATION	304	325	444	466
01-402-4122 GROUP INSURANCE	9,405	17,280	17,606	17,280
01-402-4131 BONDS AND FILING FEES	499	350	350	350
01-402-4141 RETIREMENT	21,208	26,807	27,816	30,241
01-402-4142 FICA	16,467	21,587	21,587	20,033
01-402-4152 AUTO ALLOWANCE	8,525	11,400	10,425	11,400
01-402-4190 WC REIMBURSEMENT	<u>0</u>	<u>0</u>	<u>0</u>	<u>0</u>
TOTAL PERSONNEL SERVICES	265,428	348,530	329,134	356,379
 <u>SUPPLIES</u>				
01-402-4211 OFFICE SUPPLIES	533	1,000	936	1,000
01-402-4212 POSTAGE	0	0	0	0
01-402-4213 MINOR TOOLS & EQUIPMENT	0	500	500	500
01-402-4214 FUEL	0	0	0	0
01-402-4219 FURNISHINGS & FIXTURES	<u>0</u>	<u>0</u>	<u>0</u>	<u>0</u>
TOTAL SUPPLIES	533	1,500	1,436	1,500
 <u>REPAIRS & MAINTENANCE</u>				
01-402-4351 MOTOR VEHICLES	0	0	0	0
01-402-4361 OTHER EQUIPMENT	0	0	0	0
01-402-4391 SOFTWARE & COMPUTER MAINTENANC	<u>0</u>	<u>1,000</u>	<u>1,000</u>	<u>1,000</u>
TOTAL REPAIRS & MAINTENANCE	0	1,000	1,000	1,000
 <u>SERVICES</u>				
01-402-4411 COMMUNICATIONS	1,976	2,500	1,775	2,500
01-402-4421 INSURANCE	0	0	0	0
01-402-4422 VEHICLE INSURANCE	0	0	0	0
01-402-4431 PROFESSIONAL SERVICES	25,930	5,000	5,000	5,000
01-402-4432 HIRE OF EQUIPMENT	0	0	0	0
01-402-4441 TRAVEL & MEETINGS	2,841	7,000	6,901	7,000
01-402-4442 TRAINING	4,980	3,500	3,437	3,500
01-402-4451 DUES & SUBSCRIPTIONS	3,151	1,700	1,927	1,700
01-402-4481 ALL OTHER	<u>0</u>	<u>0</u>	<u>0</u>	<u>0</u>
TOTAL SERVICES	38,878	19,700	19,039	19,700
 <u>CAPITAL OUTLAY</u>				
01-402-4541 MACHINERY & EQUIPMENT	<u>0</u>	<u>0</u>	<u>0</u>	<u>0</u>
TOTAL CAPITAL OUTLAY	<u>0</u>	<u>0</u>	<u>0</u>	<u>0</u>
 TOTAL CITY MANAGEMENT	 304,840	 370,730	 350,609	 378,579
	=====	=====	=====	=====

CITY SECRETARY DEPARTMENT

Expenditure Summary:

Account Category	Actual 2021-2022	Budgeted 2022-2023	Estimated 2022-2023	Proposed 2023-2024
4100 Personnel Services	\$79,811	\$80,458	\$81,000	\$88,420
4200 Supplies	\$903	\$900	\$803	\$900
4300 Maintenance	\$1,200	\$1,200	\$1,200	\$1,200
4400 Services	\$42,060	\$29,080	\$27,029	\$29,080
4500 Capital Outlay	\$0	\$0	\$0	\$0
TOTAL	\$123,974	\$111,638	\$110,032	\$119,600

Program Summary:

The City Secretary is the custodian of the City's official records and is responsible for administrative support to the city council. This position is also responsible for conducting city elections at the direction of the city council, giving notice of council meetings, keeping the Council minutes, authenticating all ordinances and resolutions, and preserving and keeping all books, papers, records and files of the City Council.

Personnel Summary:

Position Classification	Authorized 2023-2024
City Secretary	1
Total Full-time Positions	1

CITY OF LEVELLAND
 FORMAL BUDGET REPORT
 AS OF: SEPTEMBER 30TH, 2023

01 -GENERAL
 CITY SECRETARY

EXPENDITURES	2021-2022 ACTUAL	2022-2023 BUDGET	2022-2023 PROJECTED	2023-2024 BUDGET
<u>PERSONNEL SERVICES</u>				
01-403-4111 SUPERVISION	59,109	58,384	58,384	64,400
01-403-4113 OPERATIONAL	0	0	0	0
01-403-4114 CASUAL	0	0	0	0
01-403-4115 OVERTIME	0	0	0	0
01-403-4116 LONGEVITY	112	240	240	288
01-403-4117 STABILITY PAY	200	300	300	400
01-403-4121 WORKER'S COMPENSATION	152	160	160	232
01-403-4122 GROUP INSURANCE	7,854	8,760	9,086	8,760
01-403-4131 BONDS AND FILING FEES	71	400	400	400
01-403-4141 RETIREMENT	5,898	5,769	5,986	7,023
01-403-4142 FICA	4,615	4,645	4,645	5,117
01-403-4152 AUTO ALLOWANCE	1,800	1,800	1,800	1,800
01-403-4190 WC REIMBURSEMENT	<u>0</u>	<u>0</u>	<u>0</u>	<u>0</u>
TOTAL PERSONNEL SERVICES	79,811	80,458	81,000	88,420
<u>SUPPLIES</u>				
01-403-4211 OFFICE SUPPLIES	903	900	803	900
01-403-4212 POSTAGE	0	0	0	0
01-403-4213 MINOR TOOLS & EQUIPMENT	0	0	0	0
01-403-4219 FURNISHINGS & FIXTURES	<u>0</u>	<u>0</u>	<u>0</u>	<u>0</u>
TOTAL SUPPLIES	903	900	803	900
<u>REPAIRS & MAINTENANCE</u>				
01-403-4361 OTHER EQUIPMENT	0	0	0	0
01-403-4391 SOFTWARE & COMPUTER MAINTENANC	<u>1,200</u>	<u>1,200</u>	<u>1,200</u>	<u>1,200</u>
TOTAL REPAIRS & MAINTENANCE	1,200	1,200	1,200	1,200
<u>SERVICES</u>				
01-403-4411 COMMUNICATIONS	1,060	1,080	940	1,080
01-403-4413 ADVERTISING	38,751	23,500	21,931	23,500
01-403-4421 INSURANCE	0	0	0	0
01-403-4431 PROFESSIONAL SERVICES	0	0	0	0
01-403-4432 HIRE OF EQUIPMENT	0	0	0	0
01-403-4441 TRAVEL & MEETINGS	1,261	2,000	1,949	2,000
01-403-4442 TRAINING	254	1,500	1,250	1,500
01-403-4451 DUES & SUBSCRIPTIONS	735	1,000	960	1,000
01-403-4481 ALL OTHER	<u>0</u>	<u>0</u>	<u>0</u>	<u>0</u>
TOTAL SERVICES	42,060	29,080	27,029	29,080
<u>CAPITAL OUTLAY</u>				
01-403-4541 MACHINERY & EQUIPMENT	<u>0</u>	<u>0</u>	<u>0</u>	<u>0</u>
TOTAL CAPITAL OUTLAY	<u>0</u>	<u>0</u>	<u>0</u>	<u>0</u>
TOTAL CITY SECRETARY	123,974	111,638	110,033	119,600
	=====	=====	=====	=====

FINANCE DEPARTMENT

Expenditure Summary:

Account Category	Actual 2021-2022	Budgeted 2022-2023	Estimated 2022-2023	Proposed 2023-2024
4100 Personnel Services	\$115,201	\$114,106	\$114,260	\$128,024
4200 Supplies	\$191	\$750	\$750	\$750
4300 Maintenance	\$499	\$600	\$600	\$600
4400 Services	\$64,464	\$69,700	\$65,662	\$69,700
4500 Capital Outlay	\$0	\$0	\$0	\$0
TOTAL	\$180,355	\$185,156	\$181,272	\$199,074

Program Summary:

The Finance Department is responsible for all of the City's financial functions. All accounting control is maintained in this office. All funds and investments are maintained in accordance with generally accepted municipal accounting procedures, City ordinances, and State laws and regulations. The Department provides accounting and bookkeeping services for other divisions and departments.

The Department also provides all financial reporting, supervision of utility billing and collections, internal

Personnel Summary:

Position Classification	Authorized 2023-2024
Director of Finance	1
Total Full-time Positions	1

CITY OF LEVELLAND
 FORMAL BUDGET REPORT
 AS OF: SEPTEMBER 30TH, 2023

01 -GENERAL
 FINANCE

	2021-2022	2022-2023	2022-2023	2023-2024
EXPENDITURES	ACTUAL	BUDGET	PROJECTED	BUDGET
<hr/>				
PERSONNEL SERVICES				
01-404-4111 SUPERVISION	90,646	89,427	89,427	98,713
01-404-4112 CLERICAL	0	0	0	0
01-404-4114 CASUAL	0	0	0	0
01-404-4115 OVERTIME	0	0	0	0
01-404-4116 LONGEVITY	122	240	240	288
01-404-4117 STABILITY PAY	200	300	300	400
01-404-4121 WORKER'S COMPENSATION	152	160	221	232
01-404-4122 GROUP INSURANCE	7,910	7,800	7,799	7,800
01-404-4131 BONDS AND FILING FEES	250	750	750	750
01-404-4141 RETIREMENT	8,764	8,547	8,546	10,437
01-404-4142 FICA	6,731	6,882	6,881	7,604
01-404-4152 AUTO ALLOWANCE	426	0	95	1,800
01-404-4190 WC REIMBURSEMENT	<u>0</u>	<u>0</u>	<u>0</u>	<u>0</u>
TOTAL PERSONNEL SERVICES	115,201	114,106	114,260	128,024
 SUPPLIES				
01-404-4211 OFFICE SUPPLIES	191	650	650	650
01-404-4213 MINOR TOOLS & EQUIPMENT	0	100	100	100
01-404-4214 FUEL	0	0	0	0
01-404-4219 FURNISHINGS & FIXTURES	<u>0</u>	<u>0</u>	<u>0</u>	<u>0</u>
TOTAL SUPPLIES	191	750	750	750
 REPAIRS & MAINTENANCE				
01-404-4361 OTHER EQUIPMENT	0	0	0	0
01-404-4391 SOFTWARE & COMPUTER MAINTENANC	<u>499</u>	<u>600</u>	<u>600</u>	<u>600</u>
TOTAL REPAIRS & MAINTENANCE	499	600	600	600
 SERVICES				
01-404-4411 COMMUNICATIONS	579	600	600	600
01-404-4421 INSURANCE	0	0	0	0
01-404-4431 PROFESSIONAL SERVICES	59,910	64,000	59,777	64,000
01-404-4432 HIRE OF EQUIPMENT	0	0	0	0
01-404-4441 TRAVEL & MEETINGS	922	2,000	2,000	2,000
01-404-4442 TRAINING	1,187	1,500	1,500	1,500
01-404-4451 DUES & SUBSCRIPTIONS	1,809	1,600	1,786	1,600
01-404-4481 ALL OTHER	<u>58</u>	<u>0</u>	<u>0</u>	<u>0</u>
TOTAL SERVICES	64,464	69,700	65,662	69,700
 CAPITAL OUTLAY				
01-404-4541 MACHINERY & EQUIPMENT	<u>0</u>	<u>0</u>	<u>0</u>	<u>0</u>
TOTAL CAPITAL OUTLAY	<u>0</u>	<u>0</u>	<u>0</u>	<u>0</u>
 TOTAL FINANCE	 180,355	 185,156	 181,272	 199,074
	=====	=====	=====	=====

MUNICIPAL COURT DEPARTMENT

Expenditure Summary:

Account Category	Actual 2021-2022	Budgeted 2022-2023	Estimated 2022-2023	Proposed 2023-2024
4100 Personnel Services	\$135,461	\$134,731	\$135,862	\$142,422
4200 Supplies	\$2,218	\$2,350	\$1,688	\$2,350
4300 Maintenance	\$0	\$9,500	\$9,500	\$11,000
4400 Services	\$4,729	\$4,900	\$6,396	\$5,400
4500 Capital Outlay	\$0	\$0	\$0	\$0
TOTAL	\$142,408	\$151,481	\$153,446	\$161,172

Program Summary:

The Municipal Court is the judicial branch of a city government and provides for the disposition of misdemeanor criminal, traffic, and code of ordinances cases. These are cases arising within the jurisdiction of the City of Levelland under the laws of the State of Texas and the Code of Ordinances where the penalty does not exceed a maximum established by State law.

The Municipal Court Judge is responsible for presiding over Class C misdemeanor cases, levying and collecting fines, maintaining Court dockets, issuing warrants, conducting trials, preparing reports, and handling other matters necessary for the operation of the office and ensuring that all citizens are justly treated within the scope of the laws. The Judge hears criminal cases that are Class C misdemeanors including traffic violation cases and city ordinance violation cases. Accordingly, the Judge is responsible for imposing penalties, monitoring defendant compliance, and working closely with law enforcement, probation officers, and other city officials. The Department's goal is to provide for the efficient, effective and equitable disposition of charges filed in the Municipal Court to ensure the safety and quality of life for the community.

Personnel Summary:

Position Classification	Authorized 2023-2024
Municipal Court Judge	1
Municipal Court Clerk	1
Total Full-time Positions	2

CITY OF LEVELLAND
 FORMAL BUDGET REPORT
 AS OF: SEPTEMBER 30TH, 2023

01 -GENERAL

MUNICIPAL COURT

	2021-2022	2022-2023	2022-2023	2023-2024
EXPENDITURES	ACTUAL	BUDGET	PROJECTED	BUDGET
PERSONNEL SERVICES				
01-405-4111 SUPERVISION	57,488	56,769	56,769	61,100
01-405-4112 CLERICAL	37,896	37,243	37,243	39,106
01-405-4114 CASUAL	0	0	0	0
01-405-4115 OVERTIME	0	400	400	400
01-405-4116 LONGEVITY	2,126	2,304	2,304	2,016
01-405-4117 STABILITY PAY	2,500	2,500	2,500	2,250
01-405-4121 WORKER'S COMPENSATION	304	320	444	320
01-405-4122 GROUP INSURANCE	15,775	15,600	16,252	15,600
01-405-4131 BONDS AND FILING FEES	121	150	150	150
01-405-4141 RETIREMENT	9,837	9,597	9,952	11,200
01-405-4142 FICA	7,129	7,728	7,728	8,160
01-405-4152 AUTO ALLOWANCE	2,285	1,800	1,800	1,800
01-405-4190 WC REIMBURSEMENT	<u>0</u>	<u>320</u>	<u>320</u>	<u>320</u>
TOTAL PERSONNEL SERVICES	135,461	134,731	135,862	142,422
SUPPLIES				
01-405-4211 OFFICE SUPPLIES	2,218	2,100	1,638	2,100
01-405-4212 POSTAGE	0	0	0	0
01-405-4213 MINOR TOOLS & EQUIPMENT	0	250	50	250
01-405-4219 FURNISHINGS & FIXTURES	<u>0</u>	<u>0</u>	<u>0</u>	<u>0</u>
TOTAL SUPPLIES	2,218	2,350	1,688	2,350
REPAIRS & MAINTENANCE				
01-405-4341 MACHINERY	0	0	0	0
01-405-4361 OTHER EQUIPMENT	0	0	0	0
01-405-4391 SOFTWARE & COMPUTER MAINTENANC	<u>0</u>	<u>9,500</u>	<u>9,500</u>	<u>11,000</u>
TOTAL REPAIRS & MAINTENANCE	0	9,500	9,500	11,000
SERVICES				
01-405-4411 COMMUNICATIONS	1,164	1,050	1,040	1,050
01-405-4412 UTILITIES	0	0	0	0
01-405-4421 INSURANCE	0	0	0	0
01-405-4431 PROFESSIONAL SERVICES	3,070	2,500	3,910	2,500
01-405-4432 HIRE OF EQUIPMENT	0	0	0	0
01-405-4441 TRAVEL & MEETINGS	219	500	636	750
01-405-4442 TRAINING	200	500	710	750
01-405-4451 DUES & SUBSCRIPTIONS	0	100	0	100
01-405-4481 ALL OTHER	<u>76</u>	<u>250</u>	<u>100</u>	<u>250</u>
TOTAL SERVICES	4,729	4,900	6,396	5,400
CAPITAL OUTLAY				
01-405-4541 MACHINERY & EQUIPMENT	<u>0</u>	<u>0</u>	<u>0</u>	<u>0</u>
TOTAL CAPITAL OUTLAY	<u>0</u>	<u>0</u>	<u>0</u>	<u>0</u>
TOTAL MUNICIPAL COURT	142,407	151,481	153,447	161,172
	=====	=====	=====	=====

FIRE DEPARTMENT

Expenditure Summary:

Account Category	Actual 2021-2022	Budgeted 2022-2023	Estimated 2022-2023	Proposed 2023-2024
4100 Personnel Services	\$813,987	\$798,203	\$819,761	\$904,272
4200 Supplies	\$110,679	\$162,300	\$159,484	\$172,550
4300 Maintenance	\$94,821	\$98,850	\$90,790	\$101,600
4400 Services	\$221,354	\$318,235	\$409,896	\$250,955
4500 Capital Outlay	\$105,230	\$0	\$0	\$76,000
TOTAL	\$1,346,071	\$1,377,588	\$1,479,931	\$1,505,377

Program Summary:

The Fire Department provides fire prevention and suppression services necessary for the protection of lives and property within the City of Levelland, in the unincorporated areas of Hockley County under a contract, and to other communities through Mutual Aid Agreements. The Department is made up of eight full time paid personnel and up to twenty-five volunteer firefighters.

The Fire Department responds to fire alarms for residential, business, and industrial concerns; rural structural and grass fires; and other locations that fire fighting or rescue services are needed. In addition to these responsibilities an active fire prevention program is maintained which includes regular inspections of schools and businesses, demonstrations of rescue techniques, and public education. Other duties include the maintenance of all fire fighting equipment and vehicles, plus conducting a training and educational program for full-time and volunteer personnel.

The Department's overall mission is to provide a high level of service through effective educational and prevention programs and to minimize the loss of life and property through rapid and effective responses to emergency situations.

Personnel Summary:

Position Classification	Authorized 2023-2024
Fire Chief	1
Fire Marshall	1
Shift Supervisor	3
Firefighters	4
Total Full-time Positions	9
Authorized Volunteer Firefighters	25
Total Part-time Positions	25

CITY OF LEVELLAND
 FORMAL BUDGET REPORT
 AS OF: SEPTEMBER 30TH, 2023

01 -GENERAL

FIRE

EXPENDITURES	2021-2022 ACTUAL	2022-2023 BUDGET	2022-2023 PROJECTED	2023-2024 BUDGET
PERSONNEL SERVICES				
01-406-4111 SUPERVISION	114,344	80,924	80,924	89,310
01-406-4113 OPERATIONAL	372,785	396,176	396,176	463,928
01-406-4114 CASUAL	49,768	40,000	54,465	40,000
01-406-4115 OVERTIME	76,513	70,000	68,043	65,000
01-406-4116 LONGEVITY	4,448	4,848	4,848	5,328
01-406-4117 STABILITY PAY	5,900	5,025	5,000	5,575
01-406-4121 WORKER'S COMPENSATION	13,971	14,670	18,585	19,514
01-406-4122 GROUP INSURANCE	69,222	75,480	78,557	84,960
01-406-4131 BONDS AND FILING FEES	0	0	0	0
01-406-4141 RETIREMENT	56,267	52,912	54,995	66,585
01-406-4142 FICA	44,738	45,668	45,668	51,572
01-406-4151 APPAREL	6,030	12,500	12,500	12,500
01-406-4152 AUTO ALLOWANCE	0	0	0	0
01-406-4190 WC REIMBURSEMENT	0	0	0	0
01-406-4191 OTHER REIMBURSEMENTS	<u>0</u>	<u>0</u>	<u>0</u>	<u>0</u>
TOTAL PERSONNEL SERVICES	813,987	798,203	819,761	904,272
SUPPLIES				
01-406-4211 OFFICE SUPPLIES	3,455	2,500	2,846	3,500
01-406-4212 POSTAGE	7	100	121	100
01-406-4213 MINOR TOOLS & EQUIPMENT	46,245	65,000	64,909	65,000
01-406-4214 FUEL	23,382	25,000	21,798	25,000
01-406-4215 FOOD	1,920	1,500	1,868	2,500
01-406-4216 LAUNDRY & CLEANING	3,454	2,000	1,993	2,000
01-406-4218 SAFETY SUPPLIES	29,391	52,000	51,864	60,250
01-406-4219 FURNISHINGS & FIXTURES	0	0	0	0
01-406-4221 CHEMICAL	497	8,500	8,161	8,500
01-406-4222 AGRICULTURAL & BOTANICAL	0	0	0	0
01-406-4231 ALL OTHER	<u>2,329</u>	<u>5,700</u>	<u>5,925</u>	<u>5,700</u>
TOTAL SUPPLIES	110,679	162,300	159,484	172,550
REPAIRS & MAINTENANCE				
01-406-4321 BUILDINGS	12,305	12,500	11,858	12,500
01-406-4331 OTHER STRUCTURES	9,632	5,000	4,947	5,000
01-406-4341 MACHINERY	0	7,500	6,897	7,500
01-406-4351 MOTOR VEHICLES	58,159	65,000	56,813	65,000
01-406-4361 OTHER EQUIPMENT	14,627	8,600	10,024	8,600
01-406-4391 SOFTWARE & COMPUTER MAINTENANC	<u>97</u>	<u>250</u>	<u>250</u>	<u>3,000</u>
TOTAL REPAIRS & MAINTENANCE	94,821	98,850	90,790	101,600
SERVICES				
01-406-4411 COMMUNICATIONS	22,643	18,500	16,832	15,000
01-406-4412 UTILITIES	33,633	29,000	33,655	39,982
01-406-4421 INSURANCE	26,211	27,522	28,353	27,522
01-406-4422 VEHICLE INSURANCE	10,758	11,330	10,819	11,330

CITY OF LEVELLAND
 FORMAL BUDGET REPORT
 AS OF: SEPTEMBER 30TH, 2023

01 -GENERAL

FIRE

EXPENDITURES	2021-2022 ACTUAL	2022-2023 BUDGET	2022-2023 PROJECTED	2023-2024 BUDGET
01-406-4431 PROFESSIONAL SERVICES	7,795	38,500	37,255	12,000
01-406-4432 HIRE OF EQUIPMENT	253	0	77	0
01-406-4441 TRAVEL & MEETINGS	6,980	15,400	12,681	15,400
01-406-4442 TRAINING	5,979	14,800	13,266	14,800
01-406-4451 DUES & SUBSCRIPTIONS	12,702	11,000	10,838	11,000
01-406-4481 ALL OTHER (VOLUNTEER RET)	8,650	10,000	8,878	10,000
01-406-4493 PAYMENTS-EXTERNAL FINANCE	66,828	69,096	69,096	69,096
01-406-4494 INTEREST PAYMENT	18,923	15,322	15,322	15,322
01-406-4499 PAYMENTS-CAPITAL FINANCE FUND	<u>0</u>	<u>57,765</u>	<u>152,825</u>	<u>9,503</u>
TOTAL SERVICES	221,354	318,235	409,896	250,955
CAPITAL OUTLAY				
01-406-4511 LAND	0	0	0	0
01-406-4521 BUILDINGS	0	0	0	0
01-406-4531 OTHER STRUCTURES	0	0	0	0
01-406-4541 MACHINERY & EQUIPMENT	65,589	0	0	76,000
01-406-4544 INTERNALLY FINANCED EQUIPMENT	0	0	0	0
01-406-4551 MOTOR VEHICLES	<u>39,641</u>	<u>0</u>	<u>0</u>	<u>0</u>
TOTAL CAPITAL OUTLAY	<u>105,230</u>	<u>0</u>	<u>0</u>	<u>76,000</u>
TOTAL FIRE	<u>1,346,070</u>	<u>1,377,588</u>	<u>1,479,932</u>	<u>1,505,377</u>

POLICE DEPARTMENT

Expenditure Summary:

Account Category	Actual 2021-2022	Budgeted 2022-2023	Estimated 2022-2023	Proposed 2023-2024
4100 Personnel Services	\$2,702,525	\$2,840,235	\$2,870,593	\$3,007,975
4200 Supplies	\$135,969	\$139,900	\$126,087	\$133,150
4300 Maintenance	\$113,553	\$99,000	\$103,816	\$110,355
4400 Services	\$220,546	\$367,152	\$499,440	\$236,864
4500 Capital Outlay	\$0	\$208,175	\$382,175	\$30,000
TOTAL	\$ 3,172,593	\$ 3,654,462	\$ 3,982,111	\$ 3,518,344

Program Summary:

The Police Department provides routine law enforcement activities to protect life and property through enforcement of state laws and City Ordinances through a combination of proactive, reactive and community policing techniques. It also provides communications services including dispatching for the Police department, Fire department, Sheriff's office, Department of Public Safety, ambulance service, 911 service, and other communities as needed. The other area of service encompassed within this department is Animal Control which provides enforcement of animal control ordinances, catching animals running at large in violation of the ordinances, investigating rabies cases, and picking up dead animals.

The Police Department is the largest department within the City organization in terms of personnel due to the 24-hour a day nature of its operations and it is headed by the Chief of Police who is charged with the planning and management of the department. The Chief of Police evaluates the law enforcement needs of the community and plans the activities of the department in a manner which will enhance the service provided and best meet the identified needs. The activities involved in providing these services include traffic law enforcement, crime prevention and detection efforts, criminal investigation, apprehension of violators, appropriate communications, animal control, and related activities.

The overall mission of the Police Department is to enforce laws in a legal, ethical, and equitable manner; and to provide timely and effective responses to both emergency and non-emergency calls for service.

Personnel Summary:

Full-Time Positions

Position Classification	Authorized 2022-2023
Police Chief	1
Captain	2
Sergeant	5
Detective	2
School Resource Officer	2
K-9 Officer	1

Patrol Officer	13
Crisis Intervention Officer	1
Administrative Secretary	1
Senior Dispatcher	1
Dispatcher	7
Animal Warden	3
Total Full-time Positions	39
Part-time Positions	
Police Reserves (authorized)	19
Dispatchers	1
Warrant Officer	1
Total Part-time Positions	21

CITY OF LEVELLAND
 FORMAL BUDGET REPORT
 AS OF: SEPTEMBER 30TH, 2023

01 -GENERAL

POLICE

EXPENDITURES	2021-2022 ACTUAL	2022-2023 BUDGET	2022-2023 PROJECTED	2023-2024 BUDGET
<u>PERSONNEL SERVICES</u>				
01-407-4111 SUPERVISION	94,874	94,013	94,013	103,777
01-407-4112 CLERICAL	327,636	357,683	357,683	378,736
01-407-4113 OPERATIONAL	1,472,436	1,513,067	1,513,067	1,622,623
01-407-4114 CASUAL	18,358	30,000	6,811	10,000
01-407-4115 OVERTIME	83,633	75,000	109,164	75,000
01-407-4116 LONGEVITY	12,782	16,272	9,491	16,128
01-407-4117 STABILITY PAY	17,700	18,425	16,400	17,375
01-407-4121 WORKER'S COMPENSATION	35,094	36,800	47,825	50,216
01-407-4122 GROUP INSURANCE	270,093	317,760	327,761	306,600
01-407-4131 BONDS AND FILING FEES	143	300	300	300
01-407-4141 RETIREMENT	193,940	199,924	207,088	235,582
01-407-4142 FICA	150,437	160,991	160,991	171,638
01-407-4151 APPAREL	25,399	20,000	20,000	20,000
01-407-4152 AUTO ALLOWANCE	0	0	0	0
01-407-4190 WC REIMBURSEMENT	0	0	0	0
01-407-4191 OTHER REIMBURSEMENTS	<u>0</u>	<u>0</u>	<u>0</u>	<u>0</u>
TOTAL PERSONNEL SERVICES	2,702,525	2,840,235	2,870,593	3,007,975
<u>SUPPLIES</u>				
01-407-4211 OFFICE SUPPLIES	5,852	7,500	5,504	7,500
01-407-4212 POSTAGE	54	400	147	400
01-407-4213 MINOR TOOLS & EQUIPMENT	14,744	17,000	23,790	17,000
01-407-4214 FUEL	82,363	80,000	72,057	80,000
01-407-4215 FOOD	2,329	3,500	2,686	3,500
01-407-4216 LAUNDRY-CLEANING	3,291	2,500	2,838	3,250
01-407-4218 SAFETY SUPPLIES	26,407	27,500	17,254	20,000
01-407-4219 FURNISHINGS & FIXTURES	0	0	0	0
01-407-4221 CHEMICAL	<u>928</u>	<u>1,500</u>	<u>1,811</u>	<u>1,500</u>
TOTAL SUPPLIES	135,969	139,900	126,087	133,150
<u>REPAIRS & MAINTENANCE</u>				
01-407-4321 BUILDINGS	355	3,000	3,000	3,000
01-407-4341 MACHINERY	588	5,000	4,127	5,000
01-407-4351 MOTOR VEHICLES	62,568	35,000	31,815	35,000
01-407-4361 OTHER EQUIPMENT	1,540	5,000	4,349	5,000
01-407-4391 SOFTWARE & COMPUTER MAINTENANC	<u>48,503</u>	<u>51,000</u>	<u>60,526</u>	<u>62,355</u>
TOTAL REPAIRS & MAINTENANCE	113,553	99,000	103,816	110,355
<u>SERVICES</u>				
01-407-4411 COMMUNICATIONS	47,071	50,000	37,965	40,000
01-407-4412 UTILITIES	20,339	21,000	21,036	21,000
01-407-4421 INSURANCE	26,398	27,800	29,146	30,000
01-407-4422 VEHICLE INSURANCE	19,769	20,700	17,665	18,000
01-407-4431 PROFESSIONAL SERVICES	16,974	17,500	11,081	17,500
01-407-4432 HIRE OF EQUIPMENT	11,704	25,000	14,875	17,500

CITY OF LEVELLAND
 FORMAL BUDGET REPORT
 AS OF: SEPTEMBER 30TH, 2023

01 -GENERAL

POLICE

EXPENDITURES	2021-2022 ACTUAL	2022-2023 BUDGET	2022-2023 PROJECTED	2023-2024 BUDGET
01-407-4441 TRAVEL & MEETINGS	11,930	20,000	19,793	20,000
01-407-4442 TRAINING	9,741	15,000	14,186	15,000
01-407-4451 DUES & SUBSCRIPTIONS	3,447	4,500	4,051	4,500
01-407-4481 ALL OTHER	7,102	9,000	8,148	9,000
01-407-4493 PAYMENTS - EXTERNAL FINANCING	44,361	39,964	44,361	39,964
01-407-4494 INTEREST - EXTERNAL FINANCING	1,709	4,400	0	4,400
01-407-4499 PAYMENTS-CAPITAL FINANCE FUND	<u>0</u>	<u>112,288</u>	<u>277,134</u>	<u>0</u>
TOTAL SERVICES	220,546	367,152	499,440	236,864
<u>CAPITAL OUTLAY</u>				
01-407-4521 BUILDINGS	0	0	(0)	30,000
01-407-4531 OTHER IMPROVEMENTS	0	0	0	0
01-407-4541 MACHINERY & EQUIPMENT	0	208,175	208,175	0
01-407-4544 INTERNALLY FINANCED EQUIPMENT	0	0	174,000	0
01-407-4551 MOTOR VEHICLES	<u>0</u>	<u>0</u>	<u>0</u>	<u>0</u>
TOTAL CAPITAL OUTLAY	<u>0</u>	<u>208,175</u>	<u>382,175</u>	<u>30,000</u>
TOTAL POLICE	3,172,593	3,654,462	3,982,111	3,518,344
	=====	=====	=====	=====

INSPECTION DEPARTMENT

Expenditure Summary:

Account Category	Actual 2021-2022	Budgeted 2022-2023	Estimated 2022-2023	Proposed 2023-2024
4100 Personnel Services	\$204,380	\$210,940	\$207,318	\$233,201
4200 Supplies	\$5,214	\$7,900	\$7,345	\$8,900
4300 Maintenance	\$4,462	\$5,000	\$889	\$1,500
4400 Services	\$160,317	\$158,640	\$149,373	\$172,640
4500 Capital Outlay	\$0	\$0	\$0	\$0
TOTAL	\$374,373	\$382,480	\$364,925	\$416,241

Program Summary:

The Inspection Department provides routine code enforcement activities to protect the public health, life, safety, and property through the enforcement of Building Codes, City Ordinances, and State laws. The Department also encourages orderly development through the administration of the Zoning and Subdivision Ordinances.

The activities involved in providing these services include inspecting residential, commercial, and industrial construction to make sure that it complies with the Building, Electrical, Plumbing, and Mechanical Codes. It provides staff support for the planning and Zoning Commission, Board of Adjustments, and Housing Standards Commission as they review issues relating to the various codes. The Department also handles the inspection of nuisance matters such as weeds and junk cars and then follows through on the notification and cleanup process to reduce the hazards to public health created by this type of conditions. In addition, the department provides for the inspection of food establishments through the South Plains Public Health District.

The main mission of the Department is to promote the public safety and welfare by enforcing all related Construction codes, Zoning ordinances, and Nuisance ordinances in an efficient, effective, and equitable manner.

Personnel Summary:

Position Classification	Authorized 2023-2024
Chief Building Inspector	1
Officer Manager	1
Code Enforcement Officer	1
Total Full-time Positions	3

CITY OF LEVELLAND
 FORMAL BUDGET REPORT
 AS OF: SEPTEMBER 30TH, 2023

01 -GENERAL
 INSPECTIONS

EXPENDITURES	2021-2022 ACTUAL	2022-2023 BUDGET	2022-2023 PROJECTED	2023-2024 BUDGET
<u>PERSONNEL SERVICES</u>				
01-408-4111 SUPERVISION	63,991	62,862	62,862	69,350
01-408-4112 CLERICAL	40,673	40,021	40,021	42,022
01-408-4113 OPERATIONAL	44,599	43,939	43,939	46,136
01-408-4114 CASUAL	2,016	10,000	1,500	5,000
01-408-4115 OVERTIME	0	0	3,348	10,000
01-408-4116 LONGEVITY	672	1,056	1,056	1,200
01-408-4117 STABILITY PAY	1,050	1,250	1,250	1,450
01-408-4121 WORKER'S COMPENSATION	782	825	825	548
01-408-4122 GROUP INSURANCE	23,632	23,400	24,377	23,400
01-408-4131 BONDS AND FILING FEES	50	0	0	0
01-408-4141 RETIREMENT	14,650	14,304	14,856	19,968
01-408-4142 FICA	11,515	12,283	12,283	13,127
01-408-4151 APPAREL	749	1,000	1,000	1,000
01-408-4152 AUTO ALLOWANCE	0	0	0	0
01-408-4190 WC REIMBURSEMENT	0	0	0	0
01-408-4191 OTHER REIMBURSEMENTS	<u>0</u>	<u>0</u>	<u>0</u>	<u>0</u>
TOTAL PERSONNEL SERVICES	204,380	210,940	207,318	233,201
<u>SUPPLIES</u>				
01-408-4211 OFFICE SUPPLIES	2,812	4,000	2,402	4,000
01-408-4213 MINOR TOOLS & EQUIPMENT	0	750	1,773	1,750
01-408-4214 FUEL	2,368	2,800	2,800	2,800
01-408-4215 FOOD	34	50	70	50
01-408-4218 SAFETY SUPPLIES	0	300	300	300
01-408-4219 FURNISHINGS & FIXTURES	<u>0</u>	<u>0</u>	<u>0</u>	<u>0</u>
TOTAL SUPPLIES	5,214	7,900	7,345	8,900
<u>REPAIRS & MAINTENANCE</u>				
01-408-4341 MACHINERY	0	0	0	0
01-408-4351 MOTOR VEHICLES	655	1,000	689	1,000
01-408-4361 OTHER EQUIPMENT	0	0	0	0
01-408-4391 SOFTWARE & COMPUTER MAINTENANC	<u>3,806</u>	<u>4,000</u>	<u>200</u>	<u>500</u>
TOTAL REPAIRS & MAINTENANCE	4,462	5,000	889	1,500
<u>SERVICES</u>				
01-408-4411 COMMUNICATIONS	2,333	2,400	2,127	2,400
01-408-4421 INSURANCE	36	40	50	40
01-408-4422 VEHICLE INSURANCE	1,134	1,200	1,025	1,200
01-408-4431 PROFESSIONAL SERVICES	52,098	48,000	49,130	50,000
01-408-4432 HIRE OF EQUIPMENT	24,180	25,000	19,440	15,000
01-408-4433 COPIER EQUIPMENT	0	0	0	0
01-408-4441 TRAVEL & MEETINGS	807	3,000	1,000	1,500
01-408-4442 TRAINING	1,058	3,000	600	1,500
01-408-4451 DUES & SUBSCRIPTIONS	1,509	1,000	1,000	1,000
01-408-4481 ALL OTHER	<u>77,162</u>	<u>75,000</u>	<u>75,000</u>	<u>100,000</u>
TOTAL SERVICES	160,317	158,640	149,373	172,640

CITY OF LEVELLAND
 FORMAL BUDGET REPORT
 AS OF: SEPTEMBER 30TH, 2023

01 -GENERAL
 INSPECTIONS

EXPENDITURES	2021-2022 ACTUAL	2022-2023 BUDGET	2022-2023 PROJECTED	2023-2024 BUDGET
<hr/>				
<u>CAPITAL OUTLAY</u>				
01-408-4541 MACHINERY & EQUIPMENT	0	0	0	0
01-408-4544 INTERNALLY FINANCED EQUIPMENT	0	0	0	0
01-408-4551 MOTOR VEHICLES	<u>0</u>	<u>0</u>	<u>0</u>	<u>0</u>
TOTAL CAPITAL OUTLAY	<u>0</u>	<u>0</u>	<u>0</u>	<u>0</u>
 TOTAL INSPECTIONS	 374,373	 382,480	 364,924	 416,241
	=====	=====	=====	=====

EMERGENCY & HEALTH SERVICES DEPARTMENT

Expenditure Summary:

Account Category	Actual 2021-2022	Budgeted 2022-2023	Estimated 2022-2023	Proposed 2023-2024
4100 Personnel Services	\$84,406	\$83,333	\$83,983	\$91,790
4200 Supplies	\$25,984	\$15,500	\$25,087	\$15,500
4300 Maintenance	\$10,036	\$5,000	\$5,272	\$25,550
4400 Services	\$155,067	\$159,825	\$180,822	\$139,341
4500 Capital Outlay	\$0	\$245,480	\$245,480	\$0
TOTAL	\$275,493	\$509,138	\$540,644	\$272,181

Program Summary:

The Emergency and Health Services Department provides for ambulance service, certain local health services, and civil defense coordination. Ambulance services are provided through a joint contract with Hockley County and Levelland EMS a privately owned ambulance service. This Department also includes funding for the City's Senior Citizens meal and transportation programs which are handled through a contract with the Hockley County Senior Citizens Association. The City supports emergency communication through an emergency warning siren system and the Blackboard Connect telephon warning system. In addition, this Department provides for a county-wide Emergency Management Coordinator in which the City and County share costs equally. The Emergency Management Coordinato provides general oversight and coordination for emergency management activities.

The overall mission of this Department is to provide emergency management, ambulance, health, and civil defense services in an efficient, effective, and most cost effective manner.

Personnel Summary:

Position Classification	Authorized 2023-2024
Emergency Management Coordinator	1
Total Full-time Positions	1

CITY OF LEVELLAND
 FORMAL BUDGET REPORT
 AS OF: SEPTEMBER 30TH, 2023

01 -GENERAL

EMERGENCY & HEALTH SERVIC

	2021-2022	2022-2023	2022-2023	2023-2024
EXPENDITURES	ACTUAL	BUDGET	PROJECTED	BUDGET
<u>PERSONNEL SERVICES</u>				
01-409-4111 SUPERVISION	63,387	62,646	62,646	69,124
01-409-4113 OPERATIONAL	0	0	0	0
01-409-4114 CASUAL	0	0	0	0
01-409-4115 OVERTIME	0	0	0	0
01-409-4116 LONGEVITY	464	576	576	624
01-409-4117 STABILITY PAY	500	750	750	750
01-409-4121 WORKER'S COMPENSATION	85	90	188	197
01-409-4122 GROUP INSURANCE	7,865	7,800	8,126	7,800
01-409-4131 BONDS & FILINGS	0	0	0	0
01-409-4141 RETIREMENT	6,278	6,077	6,303	7,402
01-409-4142 FICA	4,823	4,894	4,894	5,393
01-409-4151 APPAREL	1,002	500	500	500
01-409-4152 AUTO ALLOWANCE	<u>0</u>	<u>0</u>	<u>0</u>	<u>0</u>
TOTAL PERSONNEL SERVICES	84,406	83,333	83,983	91,790
<u>SUPPLIES</u>				
01-409-4211 OFFICE SUPPLIES	2,804	2,000	2,365	2,500
01-409-4213 MINOR TOOLS & EQUIPMENT	6,382	8,000	16,244	6,000
01-409-4214 FUEL	6,059	5,500	6,479	6,500
01-409-4215 FOOD	0	0	0	500
01-409-4218 SAFETY SUPPLIES	10,740	0	0	0
01-409-4219 FURNISHINGS & FIXTURES	0	0	0	0
01-409-4221 CHEMICAL	0	0	0	0
01-409-4231 ALL OTHER	<u>0</u>	<u>0</u>	<u>0</u>	<u>0</u>
TOTAL SUPPLIES	25,984	15,500	25,087	15,500
<u>REPAIRS & MAINTENANCE</u>				
01-409-4321 BUILDINGS	0	0	0	0
01-409-4341 MACHINERY	1,086	2,500	2,419	2,500
01-409-4351 MOTOR VEHICLES	4,299	2,500	2,853	2,500
01-409-4361 OTHER EQUIPMENT	4,542	0	0	750
01-409-4391 SOFTWARE & COMPUTER MAINTENANC	<u>108</u>	<u>0</u>	<u>0</u>	<u>19,800</u>
TOTAL REPAIRS & MAINTENANCE	10,036	5,000	5,272	25,550
<u>SERVICES</u>				
01-409-4411 COMMUNICATIONS	16,419	20,000	18,892	9,200
01-409-4412 UTILITIES	0	0	0	0
01-409-4421 INSURANCE	0	0	172	0
01-409-4422 VEHICLE INSURANCE	4,006	4,210	3,548	4,210
01-409-4431 PROFESSIONAL SERVICES	132,179	120,411	121,599	121,931
01-409-4432 HIRE OF EQUIPMENT	0	0	0	0
01-409-4441 TRAVEL & MEETINGS	1,143	3,900	4,797	3,000
01-409-4442 TRAINING	782	900	900	1,000
01-409-4451 DUES & SUBSCRIPTIONS	0	0	0	0
01-409-4461 CONTRIBUTIONS	0	0	0	0

CITY OF LEVELLAND
 FORMAL BUDGET REPORT
 AS OF: SEPTEMBER 30TH, 2023

01 -GENERAL
 EMERGENCY & HEALTH SERVIC

EXPENDITURES	2021-2022 ACTUAL	2022-2023 BUDGET	2022-2023 PROJECTED	2023-2024 BUDGET
01-409-4471 JUDGEMENTS & DAMAGES	0	0	0	0
01-409-4481 ALL OTHER	0	0	0	0
01-409-4494 INTEREST PAYMENT	538	0	0	0
01-409-4499 PAYMENTS-CAPITAL FINANCE FUND	<u>0</u>	<u>10,404</u>	<u>30,915</u>	<u>0</u>
TOTAL SERVICES	155,067	159,825	180,822	139,341
<u>CAPITAL OUTLAY</u>				
01-409-4541 MACHINERY & EQUIPMENT	0	245,480	245,480	0
01-409-4551 MOTOR VEHICLES	<u>0</u>	<u>0</u>	<u>0</u>	<u>0</u>
TOTAL CAPITAL OUTLAY	<u>0</u>	<u>245,480</u>	<u>245,480</u>	<u>0</u>
TOTAL EMERGENCY & HEALTH SERVIC	275,493	509,138	540,645	272,181
	=====	=====	=====	=====

STREET DEPARTMENT

Expenditure Summary:

Account Category	Actual 2021-2022	Budgeted 2022-2023	Estimated 2022-2023	Proposed 2023-2024
4100 Personnel Services	\$390,070	\$383,428	\$384,155	\$399,041
4200 Supplies	\$60,525	\$69,800	\$68,403	\$69,800
4300 Maintenance	\$738,002	\$77,500	\$85,860	\$82,500
4400 Services	\$20,065	\$77,575	\$212,017	\$45,433
4500 Capital Outlay	\$116,320	\$370,000	\$395,324	\$365,000
TOTAL	\$ 1,324,982	\$ 978,303	\$ 1,145,759	\$ 961,774

Program Summary:

The Street Department provides routine surface maintenance for all streets and alleys, operates a street sweeper to clean paved streets, provides mowing and maintenance services for City owned property, and handles the installation and maintenance of traffic control devices such as regulatory signs, and street markings. The activities involved in providing these services include pothole and service cut repairs, blading alleys and dirt streets, street sweeping, drainage clearance, mowing, seal coating paved streets, and installing and repairing all traffic signs.

The overall mission of the Street Department is to maximize the life of city streets and alleys through an effective preventive maintenance program and to repair streets in a timely and effective manner; and to maintain signs and markings in good working order through an effective maintenance program.

Personnel Summary:

Position Classification	Authorized 2023-2024
Director of Streets and Sanitation	1
Equipment Operator	2
Sweeper Operator	1
Truck Driver	1
Maintenance Worker	2
Total Full-time Positions	7

CITY OF LEVELLAND
 FORMAL BUDGET REPORT
 AS OF: SEPTEMBER 30TH, 2023

01 -GENERAL

STREET

	2021-2022	2022-2023	2022-2023	2023-2024
EXPENDITURES	ACTUAL	BUDGET	PROJECTED	BUDGET
PERSONNEL SERVICES				
01-410-4111 SUPERVISION	(2,237)	0	0	0
01-410-4113 OPERATIONAL	241,601	238,008	238,008	249,848
01-410-4114 CASUAL	0	0	0	0
01-410-4115 OVERTIME	28,448	25,000	25,000	25,000
01-410-4116 LONGEVITY	2,630	3,168	3,168	3,360
01-410-4117 STABILITY PAY	3,100	3,475	3,500	3,675
01-410-4121 WORKER'S COMPENSATION	13,834	14,525	12,232	12,844
01-410-4122 GROUP INSURANCE	47,996	47,760	49,755	47,760
01-410-4131 BONDS AND FILING FEES	50	0	50	0
01-410-4141 RETIREMENT	26,475	25,754	26,704	29,825
01-410-4142 FICA	20,559	20,738	20,738	21,729
01-410-4151 APPAREL	7,614	5,000	5,000	5,000
01-410-4152 AUTO ALLOWANCE	0	0	0	0
01-410-4190 WC REIMBURSEMENT	0	0	0	0
01-410-4191 OTHER REIMBURSEMENTS	<u>0</u>	<u>0</u>	<u>0</u>	<u>0</u>
TOTAL PERSONNEL SERVICES	390,070	383,428	384,155	399,041
SUPPLIES				
01-410-4211 OFFICE SUPPLIES	786	700	660	700
01-410-4213 MINOR TOOLS & EQUIPMENT	1,428	3,000	2,964	3,000
01-410-4214 FUEL	43,302	45,000	44,113	45,000
01-410-4215 FOOD	883	800	799	800
01-410-4216 LAUNDRY-CLEANING	207	300	294	300
01-410-4218 SAFETY SUPPLIES	1,729	3,000	2,981	3,000
01-410-4219 FURNISHINGS & FIXTURES	0	0	0	0
01-410-4221 CHEMICAL	10,746	11,000	10,993	11,000
01-410-4231 ALL OTHER	<u>1,444</u>	<u>6,000</u>	<u>5,599</u>	<u>6,000</u>
TOTAL SUPPLIES	60,525	69,800	68,403	69,800
REPAIRS & MAINTENANCE				
01-410-4321 BUILDINGS	678	2,500	2,187	2,500
01-410-4331 OTHER STRUCTURES	689,498	50,000	49,086	50,000
01-410-4341 MACHINERY	38,442	15,000	19,272	20,000
01-410-4351 MOTOR VEHICLES	9,383	10,000	15,315	10,000
01-410-4361 OTHER EQUIPMENT	0	0	0	0
01-410-4391 SOFTWARE & COMPUTER MAINTENANC	<u>0</u>	<u>0</u>	<u>0</u>	<u>0</u>
TOTAL REPAIRS & MAINTENANCE	738,002	77,500	85,860	82,500
SERVICES				
01-410-4411 COMMUNICATIONS	4,556	4,500	4,642	4,500
01-410-4412 UTILITIES	303	1,200	501	1,200
01-410-4421 INSURANCE	4,363	4,581	4,571	4,581
01-410-4422 VEHICLE INSURANCE	3,217	3,380	5,511	5,500
01-410-4431 PROFESSIONAL SERVICES	4,404	5,000	2,688	5,000
01-410-4432 HIRE OF EQUIPMENT	0	0	0	0

CITY OF LEVELLAND
 FORMAL BUDGET REPORT
 AS OF: SEPTEMBER 30TH, 2023

01 -GENERAL
 STREET

EXPENDITURES	2021-2022 ACTUAL	2022-2023 BUDGET	2022-2023 PROJECTED	2023-2024 BUDGET
01-410-4441 TRAVEL & MEETINGS	0	1,000	500	1,000
01-410-4442 TRAINING	260	1,500	399	1,500
01-410-4451 DUES & SUBSCRIPTIONS	333	600	800	600
01-410-4471 JUDGEMENTS & DAMAGES	0	0	0	0
01-410-4481 ALL OTHER	0	0	0	0
01-410-4494 INTEREST PAYMENT	2,630	0	0	0
01-410-4499 PAYMENTS-CAPITAL FINANCE FUND	<u>0</u>	<u>55,814</u>	<u>192,405</u>	<u>21,552</u>
TOTAL SERVICES	20,065	77,575	212,017	45,433
<u>CAPITAL OUTLAY</u>				
01-410-4521 BUILDING IMPROVEMENTS	0	0	0	0
01-410-4531 IMPROVEMENTS	0	350,000	350,000	350,000
01-410-4534 INTERNAL FINANCED IMPROVEMENTS	0	0	0	0
01-410-4541 MACHINERY & EQUIPMENT	0	0	0	0
01-410-4542 STREET SIGNS & POLES	11,290	20,000	16,838	15,000
01-410-4544 INTERNALLY FINANCED EQUIPMENT	105,030	0	28,479	0
01-410-4551 MOTOR VEHICLES	<u>0</u>	<u>0</u>	<u>8</u>	<u>0</u>
TOTAL CAPITAL OUTLAY	<u>116,320</u>	<u>370,000</u>	<u>395,324</u>	<u>365,000</u>
TOTAL STREET	1,324,982	978,303	1,145,760	961,774
	=====	=====	=====	=====

SHOP DEPARTMENT

Expenditure Summary:

Account Category	Actual 2021-2022	Budgeted 2022-2023	Estimated 2022-2023	Proposed 2023-2024
4100 Personnel Services	\$76,684	\$77,650	\$96,821	\$78,323
4200 Supplies	\$5,965	\$6,700	\$7,981	\$8,100
4300 Maintenance	\$6,066	\$3,750	\$3,333	\$3,750
4400 Services	\$14,131	\$29,138	\$59,486	\$17,825
4500 Capital Outlay	\$45,817	\$0	\$0	\$24,000
TOTAL	\$ 148,663	\$ 117,238	\$ 167,621	\$ 131,998

Program Summary:

The Shop Department provides vehicle and heavy equipment repair and maintenance services to all City departments. The overall mission of the Department is to repair and maintain City owned vehicles and return them to effective service with a minimum amount of down time and at a low cost.

Personnel Summary:

Position Classification	Authorized 2023-2024
Mechanic	1
Total Full-time Positions	1

CITY OF LEVELLAND
 FORMAL BUDGET REPORT
 AS OF: SEPTEMBER 30TH, 2023

01 -GENERAL

SHOP

	2021-2022	2022-2023	2022-2023	2023-2024
EXPENDITURES	ACTUAL	BUDGET	PROJECTED	BUDGET
<u>PERSONNEL SERVICES</u>				
01-411-4111 SUPERVISION	0	0	0	0
01-411-4113 OPERATIONAL	51,395	50,634	65,339	53,165
01-411-4114 CASUAL	0	0	0	0
01-411-4115 OVERTIME	1,095	3,000	3,000	3,000
01-411-4116 LONGEVITY	1,200	1,200	1,200	96
01-411-4117 STABILITY PAY	1,250	1,250	1,250	75
01-411-4121 WORKER'S COMPENSATION	2,099	2,205	2,454	2,205
01-411-4122 GROUP INSURANCE	9,185	9,120	9,486	9,120
01-411-4141 RETIREMENT	5,381	5,396	7,027	5,474
01-411-4142 FICA	4,115	4,345	5,731	3,988
01-411-4151 APPAREL	964	500	1,335	1,200
01-411-4152 AUTO ALLOWANCE	0	0	0	0
01-411-4190 WC REIMBURSEMENT	<u>0</u>	<u>0</u>	<u>0</u>	<u>0</u>
TOTAL PERSONNEL SERVICES	76,684	77,650	96,821	78,323
<u>SUPPLIES</u>				
01-411-4211 OFFICE SUPPLIES	134	200	159	200
01-411-4213 MINOR TOOLS & EQUIPMENT	368	1,000	971	1,000
01-411-4214 FUEL	2,226	2,000	2,184	2,000
01-411-4215 FOOD	31	100	50	100
01-411-4216 LAUNDRY-CLEANING	2,316	1,700	3,219	3,000
01-411-4218 SAFETY SUPPLIES	39	200	200	300
01-411-4219 FURNISHINGS & FIXTURES	0	0	0	0
01-411-4221 CHEMICAL	245	500	440	500
01-411-4231 ALL OTHER	<u>606</u>	<u>1,000</u>	<u>758</u>	<u>1,000</u>
TOTAL SUPPLIES	5,965	6,700	7,981	8,100
<u>REPAIRS & MAINTENANCE</u>				
01-411-4321 BUILDINGS	1,608	750	665	750
01-411-4341 MACHINERY	1,216	2,000	1,855	2,000
01-411-4351 MOTOR VEHICLES	3,242	1,000	812	1,000
01-411-4391 SOFTWARE & COMPUTER MAINTENANC	<u>0</u>	<u>0</u>	<u>0</u>	<u>0</u>
TOTAL REPAIRS & MAINTENANCE	6,066	3,750	3,333	3,750
<u>SERVICES</u>				
01-411-4411 COMMUNICATIONS	0	0	60	0
01-411-4412 UTILITIES	11,587	11,000	13,905	13,500
01-411-4421 INSURANCE	1,260	1,325	1,447	1,325
01-411-4422 VEHICLE INSURANCE	283	300	648	300
01-411-4431 PROFESSIONAL SERVICES	1,001	2,000	1,786	2,000
01-411-4432 HIRE OF EQUIPMENT	0	0	0	0
01-411-4441 TRAVEL & MEETINGS	0	0	0	0
01-411-4442 TRAINING	0	100	100	500
01-411-4451 DUES & SUBSCRIPTIONS	0	0	0	200
01-411-4481 ALL OTHER	0	0	0	0

CITY OF LEVELLAND
 FORMAL BUDGET REPORT
 AS OF: SEPTEMBER 30TH, 2023

01 -GENERAL

SHOP

EXPENDITURES	2021-2022 ACTUAL	2022-2023 BUDGET	2022-2023 PROJECTED	2023-2024 BUDGET
01-411-4494 INTEREST PAYMENT	0	0	0	0
01-411-4499 PAYMENTS-CAPITAL FINANCE FUND	<u>0</u>	<u>14,413</u>	<u>41,540</u>	<u>0</u>
TOTAL SERVICES	14,131	29,138	59,486	17,825
<u>CAPITAL OUTLAY</u>				
01-411-4521 BUILDINGS	0	0	0	0
01-411-4541 MACHINERY & EQUIPMENT	<u>45,817</u>	<u>0</u>	<u>0</u>	<u>24,000</u>
TOTAL CAPITAL OUTLAY	<u>45,817</u>	<u>0</u>	<u>0</u>	<u>24,000</u>
TOTAL SHOP	148,663	117,238	167,620	131,998
	=====	=====	=====	=====

PARK DEPARTMENT

Expenditure Summary:

Account Category	Actual 2021-2022	Budgeted 2022-2023	Estimated 2022-2023	Proposed 2023-2024
4100 Personnel Services	\$462,521	\$517,635	\$497,119	\$522,816
4200 Supplies	\$56,713	\$51,000	\$56,815	\$55,500
4300 Maintenance	\$86,917	\$78,500	\$104,813	\$85,000
4400 Services	\$120,921	\$134,108	\$144,761	\$127,535
4500 Capital Outlay	\$281,313	\$83,000	\$83,000	\$108,000
TOTAL	\$ 1,008,385	\$ 864,243	\$ 886,508	\$ 898,851

Program Summary:

The Park Department operates under the direction of the Director of Parks and Grounds and provides for the maintenance of all park grounds and equipment, the operation and maintenance of all community buildings, and maintenance and lighting for recreational facilities such as baseball, softball, and soccer fields. Additional seasonal playing field maintenance and league operations are handles by league volunteers.

The overall mission of the Park Department is to provide the public with recreational facilities that are safe, aesthetically pleasing, and enjoyable.

Personnel Summary:

Position Classification	Authorized 2023-2024
Director of Parks and Grounds	1
Assistant Park Supervisor	1
Senior Maintenance Worker	1
Maintenance Worker	4
Total Full-time Positions	7
Part-time Maintenance Worker	6
Summer Recreation Director	2
Summer Recreation Helpers	5
Total Part-time Positions	13

CITY OF LEVELLAND
 FORMAL BUDGET REPORT
 AS OF: SEPTEMBER 30TH, 2023

01 -GENERAL
 PARK

EXPENDITURES	2021-2022 ACTUAL	2022-2023 BUDGET	2022-2023 PROJECTED	2023-2024 BUDGET
PERSONNEL SERVICES				
01-412-4111 SUPERVISION	59,364	58,190	58,190	64,196
01-412-4113 OPERATIONAL	235,309	235,136	235,136	244,890
01-412-4114 CASUAL	24,407	70,000	43,885	50,000
01-412-4115 OVERTIME	15,112	16,000	17,808	20,000
01-412-4116 LONGEVITY	2,618	3,408	3,408	2,784
01-412-4117 STABILITY PAY	3,575	3,775	3,775	3,175
01-412-4121 WORKER'S COMPENSATION	6,497	6,825	7,232	7,594
01-412-4122 GROUP INSURANCE	50,534	56,280	58,561	56,280
01-412-4131 BONDS AND FILING FEES	0	50	0	50
01-412-4141 RETIREMENT	31,062	30,752	31,905	35,516
01-412-4142 FICA	26,115	30,119	30,119	31,231
01-412-4151 APPAREL	4,328	3,500	3,500	3,500
01-412-4152 AUTO ALLOWANCE	3,600	3,600	3,600	3,600
01-412-4190 WC REIMBURSEMENT	0	0	0	0
01-412-4191 OTHER REIMBURSEMENTS	<u>0</u>	<u>0</u>	<u>0</u>	<u>0</u>
TOTAL PERSONNEL SERVICES	462,521	517,635	497,119	522,816
SUPPLIES				
01-412-4211 OFFICE SUPPLIES	794	1,000	915	1,000
01-412-4213 MINOR TOOLS & EQUIPMENT	4,319	5,000	4,911	5,000
01-412-4214 FUEL	21,592	15,000	14,941	15,000
01-412-4215 FOOD	461	500	585	500
01-412-4216 LAUNDRY & CLEANING	5,791	4,000	7,584	7,500
01-412-4218 SAFETY SUPPLIES	2,435	2,000	4,019	2,500
01-412-4219 FURNISHINGS & FIXTURES	0	0	0	0
01-412-4221 CHEMICAL	5,446	4,000	3,990	4,000
01-412-4222 AGRICULTURAL & BOTANICAL	13,542	18,000	17,972	18,000
01-412-4231 ALL OTHER SUPPLIES	312	500	528	500
01-412-4242 SMALL SIGNS	<u>2,022</u>	<u>1,000</u>	<u>1,369</u>	<u>1,500</u>
TOTAL SUPPLIES	56,713	51,000	56,815	55,500
REPAIRS & MAINTENANCE				
01-412-4321 BUILDINGS	11,775	12,000	11,963	12,000
01-412-4331 OTHER STRUCTURES	49,790	45,000	44,539	45,000
01-412-4341 MACHINERY	17,274	11,000	20,375	17,500
01-412-4351 MOTOR VEHICLES	7,666	5,000	22,746	5,000
01-412-4361 OTHER EQUIPMENT	412	500	230	500
01-412-4391 SOFTWARE & COMPUTER MAINTENANC	<u>0</u>	<u>5,000</u>	<u>4,961</u>	<u>5,000</u>
TOTAL REPAIRS & MAINTENANCE	86,917	78,500	104,813	85,000
SERVICES				
01-412-4411 COMMUNICATIONS	5,648	7,000	6,900	7,000
01-412-4412 UTILITIES	43,805	45,000	45,000	45,000
01-412-4421 INSURANCE	25,337	26,605	29,578	26,605
01-412-4422 VEHICLE INSURANCE	2,216	2,330	2,330	2,330

CITY OF LEVELLAND
 FORMAL BUDGET REPORT
 AS OF: SEPTEMBER 30TH, 2023

01 -GENERAL
 PARK

EXPENDITURES	2021-2022 ACTUAL	2022-2023 BUDGET	2022-2023 PROJECTED	2023-2024 BUDGET
01-412-4431 PROFESSIONAL SERVICES	43,015	40,000	39,975	40,000
01-412-4432 HIRE OF EQUIPMENT	0	0	0	0
01-412-4441 TRAVEL & MEETINGS	0	3,000	2,000	3,000
01-412-4442 TRAINING	260	3,000	2,324	3,000
01-412-4451 DUES & SUBSCRIPTIONS	205	600	128	600
01-412-4461 CONTRIBUTIONS	0	0	0	0
01-412-4471 JUDGEMENTS & DAMAGES	0	0	0	0
01-412-4481 ALL OTHER	332	0	9	0
01-412-4494 INTEREST PAYMENT	104	0	0	0
01-412-4499 PAYMENTS-CAPITAL FINANCE FUND	<u>0</u>	<u>6,573</u>	<u>16,516</u>	<u>0</u>
TOTAL SERVICES	120,921	134,108	144,761	127,535
<u>CAPITAL OUTLAY</u>				
01-412-4511 LAND	0	0	0	0
01-412-4521 BUILDINGS	0	0	0	0
01-412-4531 IMPROVE OTHER THAN BUILDINGS	271,113	83,000	83,000	0
01-412-4541 MACHINERY & EQUIPMENT	10,200	0	0	0
01-412-4544 INTERNALLY FINANCED EQUIPMENT	0	0	0	108,000
01-412-4551 MOTOR VEHICLES	<u>0</u>	<u>0</u>	<u>0</u>	<u>0</u>
TOTAL CAPITAL OUTLAY	<u>281,313</u>	<u>83,000</u>	<u>83,000</u>	<u>108,000</u>
TOTAL PARK	1,008,386	864,243	886,507	898,851
	=====	=====	=====	=====

INFORMATION TECHNOLOGY

Expenditure Summary:

Account Category	Actual 2021-2022	Budgeted 2022-2023	Estimated 2022-2023	Proposed 2023-2024
4100 Personnel Services	\$0	\$0	\$0	\$0
4200 Supplies	\$0	\$2,000	\$2,000	\$2,000
4300 Maintenance	\$99,164	\$90,000	\$103,185	\$108,000
4400 Services	\$0	\$0	\$0	\$0
4500 Capital Outlay	\$0	\$0	\$0	\$0
TOTAL	\$ 99,164	\$ 92,000	\$ 105,185	\$ 110,000

Program Summary:

The Information Technology Department is responsible for all aspects of the City's computer and communications technologies; including computer and communications hardware, software, network, and computer systems. This service is provided by a third party, Blue Layer IT, which works with department heads to identify technology needs, develop and recommend solutions, and implement the new technologies. Blue Layer IT is involved in developing, analyzing, and recommending computer hardware and software applications, systems and specifications, and administers those systems once in place. Overall responsibility includes assuring compatibility and networking of the numerous applications required by various City departments.

Blue Layer IT continuously monitors the rapidly expanding field of information technology and recommends new applications, technologies and systems that appear to provide opportunities for improving overall organization operations.

CITY OF LEVELLAND
 FORMAL BUDGET REPORT
 AS OF: SEPTEMBER 30TH, 2023

01 -GENERAL
 INFORMATION TECHNOLOGY

	2021-2022	2022-2023	2022-2023	2023-2024
EXPENDITURES	ACTUAL	BUDGET	PROJECTED	BUDGET
<hr/>				
<u>PERSONNEL SERVICES</u>				
01-413-4111 SUPERVISION	0	0	0	0
01-413-4114 CAUSAL	0	0	0	0
01-413-4115 OVERTIME	0	0	0	0
01-413-4116 LONGEVITY	0	0	0	0
01-413-4117 STABILITY PAY	0	0	0	0
01-413-4121 WORKMEN'S COMPENSATION	0	0	0	0
01-413-4122 GROUP INSURANCE	0	0	0	0
01-413-4131 BONDS & FILING FEES	0	0	0	0
01-413-4141 RETIREMENT	0	0	0	0
01-413-4142 FICA	0	0	0	0
01-413-4152 AUTO ALLOWANCE	0	0	0	0
01-413-4190 WC REIMBURSEMENT	<u>0</u>	<u>0</u>	<u>0</u>	<u>0</u>
TOTAL PERSONNEL SERVICES	0	0	0	0
 <u>SUPPLIES</u>				
01-413-4211 OFFICE SUPPLIES	0	0	0	0
01-413-4213 MINOR TOOLS & EQUIPMENT	0	2,000	2,000	2,000
01-413-4219 FURNISHINGS & FIXTURES	<u>0</u>	<u>0</u>	<u>0</u>	<u>0</u>
TOTAL SUPPLIES	0	2,000	2,000	2,000
 <u>REPAIRS & MAINTENANCE</u>				
01-413-4361 OTHER EQUIPMENT	0	0	0	0
01-413-4391 SOFTWARE & COMPUTER MAINTENANC	<u>99,164</u>	<u>90,000</u>	<u>103,185</u>	<u>108,000</u>
TOTAL REPAIRS & MAINTENANCE	99,164	90,000	103,185	108,000
 <u>SERVICES</u>				
01-413-4411 COMMUNICATIONS	0	0	0	0
01-413-4421 GENERAL INSURANCE	0	0	0	0
01-413-4431 PROFESSIONAL SERVICES	0	0	0	0
01-413-4432 HIRE OF EQUIPMENT	0	0	0	0
01-413-4441 TRAVEL & MEETINGS	0	0	0	0
01-413-4442 TRAINING	0	0	0	0
01-413-4451 DUES & SUBSCRIPTIONS	0	0	0	0
01-413-4481 ALL OTHER	<u>0</u>	<u>0</u>	<u>0</u>	<u>0</u>
TOTAL SERVICES	0	0	0	0
 <u>CAPITAL OUTLAY</u>				
01-413-4541 MACHINERY & EQUIPMENT	<u>0</u>	<u>0</u>	<u>0</u>	<u>0</u>
TOTAL CAPITAL OUTLAY	<u>0</u>	<u>0</u>	<u>0</u>	<u>0</u>
 TOTAL INFORMATION TECHNOLOGY	 99,164	 92,000	 105,185	 110,000
	=====	=====	=====	=====

BUILDING SERVICES DEPARTMENT

Expenditure Summary:

Account Category	Actual 2021-2022	Budgeted 2022-2023	Estimated 2022-2023	Proposed 2023-2024
4200 Supplies	\$16,490	\$18,750	\$29,846	\$18,750
4300 Maintenance	\$42,020	\$18,000	\$57,426	\$58,000
4400 Services	\$73,397	\$76,000	\$75,493	\$76,000
4500 Capital Outlay	\$0	\$0	\$0	\$0
TOTAL	\$ 131,907	\$ 112,750	\$ 162,765	\$ 152,750

Program Summary:

The Building Services Department provides for the operation of the City Hall building and related activities that are included in the General Fund. The activities include janitorial services, general maintenance and operation of buildings, utilities, insurance, and service of various equipment.

The overall mission of this Department is to provide a safe, functional, and efficient operational environment for all activities housed in these facilities.

CITY OF LEVELLAND
 FORMAL BUDGET REPORT
 AS OF: SEPTEMBER 30TH, 2023

01 -GENERAL
 BUILDING SERVICES

	2021-2022	2022-2023	2022-2023	2023-2024
EXPENDITURES	ACTUAL	BUDGET	PROJECTED	BUDGET
<hr/>				
PERSONNEL SERVICES				
01-414-4114 CASUAL	<u>0</u>	<u>0</u>	<u>0</u>	<u>0</u>
TOTAL PERSONNEL SERVICES	0	0	0	0
 SUPPLIES				
01-414-4211 OFFICE SUPPLIES	3,145	3,000	2,908	3,000
01-414-4212 POSTAGE	9,928	12,000	16,732	12,000
01-414-4213 MINOR TOOLS & EQUIPMENT	0	250	5,300	250
01-414-4216 LAUNDRY-CLEANING	3,093	3,000	3,398	3,000
01-414-4219 FURNISHINGS & FIXTURES	209	500	0	500
01-414-4221 CHEMICAL	0	0	0	0
01-414-4231 ALL OTHER	<u>115</u>	<u>0</u>	<u>1,509</u>	<u>0</u>
TOTAL SUPPLIES	16,490	18,750	29,846	18,750
 REPAIRS & MAINTENANCE				
01-414-4311 LAND	0	0	0	0
01-414-4321 BUILDINGS	3,517	3,500	2,513	3,500
01-414-4341 MACHINERY	0	2,500	2,500	2,500
01-414-4361 OTHER EQUIPMENT	27,373	0	40,530	40,000
01-414-4391 SOFTWARE & COMPUTER MAINTENANC	<u>11,130</u>	<u>12,000</u>	<u>11,883</u>	<u>12,000</u>
TOTAL REPAIRS & MAINTENANCE	42,020	18,000	57,426	58,000
 SERVICES				
01-414-4411 COMMUNICATIONS	16,519	22,000	16,681	22,000
01-414-4412 UTILITIES	16,179	15,000	14,234	15,000
01-414-4421 INSURANCE	7,370	8,000	8,332	8,000
01-414-4431 PROFESSIONAL SERVICES	23,689	22,000	26,435	22,000
01-414-4432 HIRE OF EQUIPMENT	0	0	0	0
01-414-4433 COPIER EQUIPMENT	8,833	8,000	9,386	8,000
01-414-4441 TRAVEL & MEETINGS	0	0	0	0
01-414-4451 DUES & SUBSCRIPTIONS	0	0	0	0
01-414-4471 JUDGEMENTS & DAMAGES	0	0	0	0
01-414-4481 ALL OTHER	808	1,000	425	1,000
01-414-4494 INTEREST PAYMENT	<u>0</u>	<u>0</u>	<u>0</u>	<u>0</u>
TOTAL SERVICES	73,397	76,000	75,493	76,000
 CAPITAL OUTLAY				
01-414-4511 LAND	0	0	0	0
01-414-4521 BUILDINGS	0	0	0	0
01-414-4531 IMPROVEMENTS OTHER THAN BLDGS	0	0	0	0
01-414-4541 MACHINERY & EQUIPMENT	<u>0</u>	<u>0</u>	<u>0</u>	<u>0</u>
TOTAL CAPITAL OUTLAY	<u>0</u>	<u>0</u>	<u>0</u>	<u>0</u>
 TOTAL BUILDING SERVICES	 131,906	 112,750	 162,765	 152,750
	=====	=====	=====	=====

PROFESSIONAL SERVICES

Expenditure Summary:

Account Category	Actual 2021-2022	Budgeted 2022-2023	Estimated 2022-2023	Proposed 2023-2024
4460 Legal Services	\$62,298	\$70,000	\$64,453	\$70,000
4465 Engineering Services	\$0	\$5,000	\$5,000	\$5,000
4470 Consulting Services	\$12,300	\$22,500	\$27,300	\$22,500
TOTAL	\$ 74,598	\$ 97,500	\$ 96,753	\$ 97,500

Program Summary:

The Professional Services Department provides for miscellaneous engineering, architectural, and consulting services that are needed for general City operations. Specific project engineering costs are normally handled as a part of the cost of the project through the appropriate department. In addition, this department provides for legal services including the City Attorney.

CITY OF LEVELLAND
 FORMAL BUDGET REPORT
 AS OF: SEPTEMBER 30TH, 2023

01 -GENERAL

PROFESSIONAL SERVICES

EXPENDITURES	2021-2022 ACTUAL	2022-2023 BUDGET	2022-2023 PROJECTED	2023-2024 BUDGET
<hr/>				
<u>SUPPLIES</u>				
01-415-4213 MINOR TOOLS & EQUIPMENT	0	0	0	0
01-415-4219 FURNISHINGS & FIXTURES	<u>0</u>	<u>0</u>	<u>0</u>	<u>0</u>
TOTAL SUPPLIES	0	0	0	0
<u>REPAIRS & MAINTENANCE</u>				
01-415-4391 SOFTWARE & COMPUTER MAINTENANC	<u>0</u>	<u>0</u>	<u>0</u>	<u>0</u>
TOTAL REPAIRS & MAINTENANCE	0	0	0	0
<u>SERVICES</u>				
01-415-4431 PROFESSIONAL SERVICES	0	0	0	0
01-415-4460 LEGAL SERVICES	62,298	70,000	64,453	70,000
01-415-4465 ENGINEERING SERVICES	0	5,000	5,000	5,000
01-415-4470 CONSULTING SERVICES	<u>12,300</u>	<u>22,500</u>	<u>27,300</u>	<u>22,500</u>
TOTAL SERVICES	<u>74,598</u>	<u>97,500</u>	<u>96,753</u>	<u>97,500</u>
TOTAL PROFESSIONAL SERVICES	74,598	97,500	96,753	97,500
	=====	=====	=====	=====

HUMAN RESOURCE DEPARTMENT

Expenditure Summary:

Account Category	Actual 2021-2022	Budgeted 2022-2023	Estimated 2022-2023	Proposed 2023-2024
4100 Personnel Services	\$8,932	\$98,033	\$82,707	\$103,451
4200 Supplies	\$738	\$2,050	\$2,085	\$2,050
4300 Maintenance	\$1,160	\$1,200	\$1,200	\$1,200
4400 Services	\$4,429	\$6,250	\$6,249	\$6,250
4500 Capital Outlay	\$0	\$0	\$0	\$0
TOTAL	\$ 15,259	\$ 107,533	\$ 92,241	\$ 112,951

Program Summary:

The Human Resources Department is responsible for the administration of the employee health insurance, workers compensation, and general insurance programs; administration of the employee payroll; implementation, interpretation and administration of all personnel policies; maintenance of all personnel records; certain permit functions; and other areas as directed by City Management. The Department provides a high level of personnel and risk management support services to all City departments and works to provide all city employees with a safe, equitable, and fulfilling work environment.

Personnel Summary:

Position Classification	Authorized 2023-2024
Human Resource Director	1
Total Full-time Positions	1

CITY OF LEVELLAND
 FORMAL BUDGET REPORT
 AS OF: SEPTEMBER 30TH, 2023

01 -GENERAL

HUMAN RESOURCES

	2021-2022	2022-2023	2022-2023	2023-2024
EXPENDITURES	ACTUAL	BUDGET	PROJECTED	BUDGET
<hr/>				
<u>PERSONNEL SERVICES</u>				
01-416-4111 SUPERVISION	75,654	74,788	58,800	78,528
01-416-4112 CLERICAL	0	0	0	0
01-416-4115 OVERTIME	0	0	0	0
01-416-4116 LONGEVITY	56	192	192	240
01-416-4117 STABILITY PAY	100	200	200	300
01-416-4121 WORKER'S COMPENSATION	152	160	221	232
01-416-4122 GROUP INSURANCE	7,891	7,800	8,126	7,800
01-416-4131 BONDS & FILING FEES	175	200	200	200
01-416-4141 RETIREMENT	7,475	7,142	7,417	8,302
01-416-4142 FICA	5,629	5,751	5,751	6,049
01-416-4152 AUTO ALLOWANCE	1,800	1,800	1,800	1,800
01-416-4190 WC REIMBURSEMENT	<u>0</u>	<u>0</u>	<u>0</u>	<u>0</u>
TOTAL PERSONNEL SERVICES	98,932	98,033	82,707	103,451
 <u>SUPPLIES</u>				
01-416-4211 OFFICE SUPPLIES	313	1,000	1,000	1,000
01-416-4212 POSTAGE	425	550	550	550
01-416-4213 MINOR TOOLS & EQUIPMENT	0	500	500	500
01-416-4219 FURNISHINGS & FIXTURES	0	0	0	0
01-416-4231 ALL OTHER	<u>0</u>	<u>0</u>	<u>35</u>	<u>0</u>
TOTAL SUPPLIES	738	2,050	2,085	2,050
 <u>REPAIRS & MAINTENANCE</u>				
01-416-4361 OTHER EQUIPMENT	0	0	0	0
01-416-4391 SOFTWARE & COMPUTER MAINTENANC	<u>1,160</u>	<u>1,200</u>	<u>1,200</u>	<u>1,200</u>
TOTAL REPAIRS & MAINTENANCE	1,160	1,200	1,200	1,200
 <u>SERVICES</u>				
01-416-4411 COMMUNICATIONS	738	750	750	750
01-416-4413 ADVERTISING	0	0	0	0
01-416-4421 INSURANCE	0	0	0	0
01-416-4431 PROFESSIONAL SERVICES	461	550	550	550
01-416-4432 HIRE OF EQUIPMENT	0	0	0	0
01-416-4439 MAIN STREET CONTRACT	0	0	0	0
01-416-4441 TRAVEL & MEETINGS	1,723	1,750	1,750	1,750
01-416-4442 TRAINING	0	1,250	1,250	1,250
01-416-4451 DUES AND SUBSCRIPTIONS	797	1,200	1,199	1,200
01-416-4481 ALL OTHER	710	750	750	750
01-416-4482 GRANT DISTRIBUTION	<u>0</u>	<u>0</u>	<u>0</u>	<u>0</u>
TOTAL SERVICES	4,429	6,250	6,249	6,250
 <u>CAPITAL OUTLAY</u>				
01-416-4531 IMPROVEMENTS OTHER THAN BLDG	0	0	0	0
01-416-4541 MACHINERY & EQUIPMENT	<u>0</u>	<u>0</u>	<u>0</u>	<u>0</u>
TOTAL CAPITAL OUTLAY	<u>0</u>	<u>0</u>	<u>0</u>	<u>0</u>
 TOTAL HUMAN RESOURCES	 105,259	 107,533	 92,241	 112,951
	=====	=====	=====	=====

ECONOMIC DEVELOPMENT

Expenditure Summary:

Account Category	Actual 2021-2022	Budgeted 2022-2023	Estimated 2022-2023	Proposed 2023-2024
4100 Personnel Services	\$177,482	\$178,794	\$180,468	\$192,568
TOTAL	\$ 177,482	\$ 178,794	\$ 180,468	\$ 192,568

Program Summary:

The Economic Development Department is responsible for directing the community's economic development efforts. The Executive Director is hired by the Levelland Economic Development Corporation (LEDC) Board of Directors under the supervision of the City Manager. The City and LEDC each engage in economic development activities and agree to make available their respective personnel and facilities necessary to perform all economic development activities and programs for the benefit of the community. The LEDC reimburses Department 417 for the actual cost of payroll and benefits and any actual cost associated with the LEDC. The LEDC is an Economic Development Cooperation created under the Economic Development Corporation Act of 1979, as amended, its Articles of Incorporation, and By-laws and is funded through a 3/8 cent sales tax. Other economic development program expenses which are paid by the LEDC are included in the City's Budget in Fund 22.

The overall mission of this Department is for the promotion and development of new and expanded business enterprises; with the LEDC's emphasis on industrial and manufacturing and a cooperative economic development effort with the City for the broader benefit of the community. The LEDC staff through the direction of the Board of Directors approves an annual economic development plan outlining its activities and programs.

Personnel Summary:

Position Classification	Authorized 2023-2024
Executive Director	1
Administrative Assistant	1
Total Positions	2

CITY OF LEVELLAND
 FORMAL BUDGET REPORT
 AS OF: SEPTEMBER 30TH, 2023

01 -GENERAL

ECONOMIC DEVELOPMENT

	2021-2022	2022-2023	2022-2023	2023-2024
EXPENDITURES	ACTUAL	BUDGET	PROJECTED	BUDGET
PERSONNEL SERVICES				
01-417-4111 SUPERVISION	91,125	96,402	96,402	101,223
01-417-4112 CLERICAL	42,786	34,789	34,789	40,236
01-417-4113 OPERATIONAL	0	0	0	0
01-417-4114 CASUAL	0	0	0	0
01-417-4115 OVERTIME	0	0	0	0
01-417-4116 LONGEVITY	192	240	240	336
01-417-4117 STABILITY PAY	800	175	150	300
01-417-4121 WORKER'S COMPENSATION	0	0	500	0
01-417-4122 GROUP INSURANCE	11,989	16,560	17,252	16,560
01-417-4131 BONDS AND FILING FEES	0	325	325	325
01-417-4141 RETIREMENT	13,612	13,130	13,638	15,613
01-417-4142 FICA	10,462	10,573	10,573	11,375
01-417-4152 AUTO ALLOWANCE	6,050	6,600	6,600	6,600
01-417-4190 WC REIMBURSEMENT	<u>0</u>	<u>0</u>	<u>0</u>	<u>0</u>
TOTAL PERSONNEL SERVICES	177,016	178,794	180,468	192,568
SUPPLIES				
01-417-4211 OFFICE SUPPLIES	0	0	0	0
01-417-4212 POSTAGE	0	0	0	0
01-417-4213 MINOR TOOLS & EQUIPMENT	0	0	0	0
01-417-4214 FUEL	0	0	0	0
01-417-4215 FOOD	0	0	0	0
01-417-4219 FURNISHINGS & FIXTURES	0	0	0	0
01-417-4231 ALL OTHER	<u>0</u>	<u>0</u>	<u>0</u>	<u>0</u>
TOTAL SUPPLIES	0	0	0	0
REPAIRS & MAINTENANCE				
01-417-4341 MACHINERY	0	0	0	0
01-417-4351 MOTOR VEHICLES	0	0	0	0
01-417-4391 SOFTWARE & COMPUTER MAINTENANC	<u>0</u>	<u>0</u>	<u>0</u>	<u>0</u>
TOTAL REPAIRS & MAINTENANCE	0	0	0	0
SERVICES				
01-417-4411 COMMUNICATIONS	467	0 (72)	0
01-417-4412 UTILITIES	0	0	0	0
01-417-4413 ADVERTISING	0	0	0	0
01-417-4421 INSURANCE	0	0	0	0
01-417-4422 VEHICLE INSURANCE	0	0	0	0
01-417-4431 PROFESSIONAL SERVICES	0	0	0	0
01-417-4432 HIRE OF EQUIPMENT	0	0	0	0
01-417-4441 TRAVEL & MEETINGS	0	0	0	0
01-417-4442 TRAINING	0	0	0	0
01-417-4451 DUES & SUBSCRIPTIONS	0	0	0	0
01-417-4481 ALL OTHER	0	0	0	0
01-417-4487 DIRECT BUSINESS INCENTIVE	<u>0</u>	<u>0</u>	<u>0</u>	<u>0</u>
TOTAL SERVICES	467	0 (72)	0

CITY OF LEVELLAND
 FORMAL BUDGET REPORT
 AS OF: SEPTEMBER 30TH, 2023

01 -GENERAL

ECONOMIC DEVELOPMENT

EXPENDITURES	2021-2022 ACTUAL	2022-2023 BUDGET	2022-2023 PROJECTED	2023-2024 BUDGET
<hr/>				
<u>CAPITAL OUTLAY</u>				
01-417-4541 MACHINERY & EQUIPMENT	<u>0</u>	<u>0</u>	<u>0</u>	<u>0</u>
TOTAL CAPITAL OUTLAY	0	0	0	0
 <u>OTHER</u>				
01-417-4699 LEDC REIMBURSEMENTS	<u>0</u>	<u>0</u>	<u>0</u>	<u>0</u>
TOTAL OTHER	<u>0</u>	<u>0</u>	<u>0</u>	<u>0</u>
 TOTAL ECONOMIC DEVELOPMENT	 177,482	 178,794	 180,396	 192,568
	=====	=====	=====	=====

MAIN STREET DEPARTMENT

Expenditure Summary:

Account Category	Actual 2021-2022	Budgeted 2022-2023	Estimated 2022-2023	Proposed 2023-2024
4100 Personnel Services	\$74,428	\$73,657	\$74,244	\$81,049
4200 Supplies	\$972	\$2,250	\$1,935	\$2,250
4300 Maintenance	\$1,836	\$0	\$0	\$0
4400 Services	\$27,226	\$26,400	\$32,488	\$33,600
TOTAL	\$ 104,462	\$ 102,307	\$ 108,667	\$ 116,899

Program Summary:

The main focus of the Main Street Manager and the Main Street Program is to revitalize the Main Street District through events and projects which follow the Four Way Approach of the Texas Main Street Program. The Manager builds relationships and contacts to help sponsor Main Street events and projects. The Main Street Manager cooperates and partners with other community organizations, including but not limited to the Chamber of Commerce and the Levelland Economic Development Corporation, to accomplish the goals of the Main Street Program.

Personnel Summary:

Position Classification	Authorized 2023-2024
Main Street Manager	1
Total Positions	1

CITY OF LEVELLAND
 FORMAL BUDGET REPORT
 AS OF: SEPTEMBER 30TH, 2023

01 -GENERAL
 MAIN STREET SERVICES

EXPENDITURES	2021-2022 ACTUAL	2022-2023 BUDGET	2022-2023 PROJECTED	2023-2024 BUDGET
PERSONNEL SERVICES				
01-418-4111 SUPERVISION	54,743	54,035	54,035	59,608
01-418-4115 OVERTIME	0	0	0	0
01-418-4116 LONGEVITY	22	144	144	192
01-418-4117 STABILITY PAY	75	100	100	200
01-418-4121 WORKER'S COMPENSATION	152	160	221	232
01-418-4122 GROUP INSURANCE	7,847	7,800	8,126	7,800
01-418-4141 RETIREMENT	5,456	5,328	5,529	6,489
01-418-4142 FICA	4,333	4,290	4,290	4,728
01-418-4152 AUTO ALLOWANCE	1,800	1,800	1,800	1,800
01-418-4190 WC REIMBURSEMENT	<u>0</u>	<u>0</u>	<u>0</u>	<u>0</u>
TOTAL PERSONNEL SERVICES	74,428	73,657	74,244	81,049
SUPPLIES				
01-418-4211 OFFICE SUPPLIES	505	1,000	874	1,000
01-418-4213 MINOR TOOLS & EQUIPMENT	235	250	250	250
01-418-4231 ALL OTHER	<u>232</u>	<u>1,000</u>	<u>811</u>	<u>1,000</u>
TOTAL SUPPLIES	972	2,250	1,935	2,250
REPAIRS & MAINTENANCE				
01-418-4391 SOFTWARE & COMPUTER MAINTENANC	<u>1,836</u>	<u>0</u>	<u>0</u>	<u>0</u>
TOTAL REPAIRS & MAINTENANCE	1,836	0	0	0
SERVICES				
01-418-4411 COMMUNICATIONS	1,299	1,300	1,198	1,000
01-418-4413 PROMOTIONS	14,728	14,000	19,119	21,500
01-418-4421 GENERAL INSURANCE	0	100	0	100
01-418-4431 PROFESSIONAL SERVICES	375	1,000	1,039	1,000
01-418-4441 TRAVEL & MEETINGS	3,054	3,000	5,326	3,000
01-418-4442 TRAINING	3,973	3,000	3,000	3,000
01-418-4451 DUES & SUBSCRIPTIONS	3,274	3,000	1,685	3,000
01-418-4481 ALL OTHER	<u>523</u>	<u>1,000</u>	<u>1,122</u>	<u>1,000</u>
TOTAL SERVICES	<u>27,226</u>	<u>26,400</u>	<u>32,488</u>	<u>33,600</u>
TOTAL MAIN STREET SERVICES	104,462	102,307	108,668	116,899
	=====	=====	=====	=====

DEVELOPERS CAPITAL IMPROVEMENTS DEPARTMENT

Expenditure Summary:

Account Category	Actual 2021-2022	Budgeted 2022-2023	Estimated 2022-2023	Proposed 2023-2024
4500 Capital Outlay	\$0	\$0	\$0	\$0
TOTAL	\$ -	\$ -	\$ -	\$ -

Program Summary:

The Developers Capital Improvement Department provides a clearing fund for grant projects and privately funded development projects that pass through the City's Annual Budget. This avoids distortion in the affected operating budgets and makes it easier to track the projects involved.

CITY OF LEVELLAND
 FORMAL BUDGET REPORT
 AS OF: SEPTEMBER 30TH, 2023

01 -GENERAL
 DEVELOPER'S CAPITAL IMPRV

EXPENDITURES	2021-2022 ACTUAL	2022-2023 BUDGET	2022-2023 PROJECTED	2023-2024 BUDGET
<hr/>				
<u>REPAIRS & MAINTENANCE</u>				
01-419-4391 SOFTWARE & COMPUTER MAINTENANC	<u>0</u>	<u>0</u>	<u>0</u>	<u>0</u>
TOTAL REPAIRS & MAINTENANCE	0	0	0	0
 <u>CAPITAL OUTLAY</u>				
01-419-4531 OTHER IMPROVEMENTS	<u>0</u>	<u>0</u>	<u>0</u>	<u>0</u>
TOTAL CAPITAL OUTLAY	0	0	0	0
 <u>OTHER</u>				
01-419-4600 CONTRIBUTION TO LEDC	0	0	0	0
01-419-4605 CONTRIBUTION TO LCDC	<u>0</u>	<u>0</u>	<u>0</u>	<u>0</u>
TOTAL OTHER	<u>0</u>	<u>0</u>	<u>0</u>	<u>0</u>
 TOTAL DEVELOPER'S CAPITAL IMPRV	0	0	0	0
	=====	=====	=====	=====

CITY OF LEVELLAND
 FORMAL BUDGET REPORT
 AS OF: SEPTEMBER 30TH, 2023

01 -GENERAL

DEBT SERVICE EXPENDITURES

	2021-2022	2022-2023	2022-2023	2023-2024
EXPENDITURES	ACTUAL	BUDGET	PROJECTED	BUDGET
<hr/>				
SERVICES				
01-471-4493 DEBT PRINCIPAL PAYMENTS	0	0	0	0
01-471-4494 DEBT INTEREST PAYMENTS	<u>0</u>	<u>0</u>	<u>0</u>	<u>0</u>
TOTAL SERVICES	<u>0</u>	<u>0</u>	<u>0</u>	<u>0</u>
 TOTAL DEBT SERVICE EXPENDITURES	 0	 0	 0	 0
	=====	=====	=====	=====
 TOTAL EXPENDITURES	 9,257,353	 9,558,951	 10,273,226	 9,513,969
	=====	=====	=====	=====
 REVENUE OVER/ (UNDER) EXPENDITURES	 (59,100)	 (30,222)	 194,442	 75,480
	=====	=====	=====	=====

AIRPORT SUMMARY

	Royalties County ¹	Royalties City ¹	Operating Fund	Total Airport Funds
Balance October 1, 2022	\$141,089	\$141,089	\$41,747	\$323,925
Estimated Revenues FY 2022-23	\$13,000	\$13,000	\$66,970	\$92,970
Funds Available FY 2022-23	\$154,089	\$154,089	\$108,717	\$416,895
Estimated Expenditures FY 2022-23	\$0	\$0	\$88,921	\$88,921
Estimated Balance September 30, 2023	\$154,089	\$154,089	\$19,796	\$327,974
Estimated Revenues FY 2023-24	\$15,000	\$15,000	\$64,500	\$94,500
Funds Available FY 2023-24	\$169,089	\$169,089	\$84,296	\$422,474
Estimated Expenditures FY 2023-24	\$0	\$0	\$88,300	\$88,300
Estimated Balance September 30, 2024	\$169,089	\$169,089	(\$4,004)	\$334,174

¹ The City and County each hold their 50% share of airport property royalties in their respective General funds and when needed by the airport each will transfer an equal amount back to Airport operating fund. See explanation of royalties in Program Summary.

CITY OF LEVELLAND
 FORMAL BUDGET REPORT
 AS OF: SEPTEMBER 30TH, 2023

02 -CITY/COUNTY AIRPORT

REVENUES	2021-2022 ACTUAL	2022-2023 BUDGET	2022-2023 PROJECTED	2023-2024 BUDGET
02-3125 BOND PROCEEDS	0	0	0	0
02-3330 RENTS	0	0	0	0
02-3331 ROYALTIES	0	0	0	0
02-3332 INTEREST EARNED	464	300	2,756	2,000
02-3335 HANGER RENTAL	45,922	42,000	42,059	42,000
02-3336 FUEL STORAGE & DELIVERY SYSTEM	3,193	3,000	9,654	8,000
02-3401 FEDERAL	0	0	0	0
02-3402 STATE	8,982	12,500	12,500	12,500
02-3403 LOCAL CONTRIBUTION	0	0	0	0
02-3404 STATE GRANT - HANGER	0	0	0	0
02-3450 CONTRIBUTED CAPITAL	0	0	0	0
02-3510 MISCELLANEOUS REVENUE	0	0	0	0
02-3511 INTERFUND TRANSFERS IN	0	0	0	0
02-3515 SALE OF ASSETS	0	0	0	0
02-3523 DELAYED RECEIPTS-RECEIVABLE	0	0	0	0
02-3598 TRANSFERS IN FROM COUNTY	0	0	0	0
02-3599 TRANSFER OUT TO COUNTY	<u>0</u>	<u>0</u>	<u>0</u>	<u>0</u>
TOTAL REVENUES	58,561	57,800	66,969	64,500

AIRPORT DEPARTMENT

Expenditure Summary:

Account Category	Actual 2021-2022	Budgeted 2022-2023	Estimated 2022-2023	Proposed 2023-2024
4200 Supplies	\$790	\$2,600	\$2,600	\$2,600
4300 Maintenance	\$15,736	\$42,700	\$43,759	\$42,700
4400 Services	\$38,590	\$34,500	\$42,563	\$43,000
4500 Capital Outlay	\$0	\$0	\$0	\$0
TOTAL	\$ 55,116	\$ 79,800	\$ 88,922	\$ 88,300

Program Summary:

The Levelland Municipal/Hockley County Airport is jointly owned by the City of Levelland and Hockley County and is classified as a General Business Airport by the Federal Aviation Administration and the Texas Department of Transportation. The City and County each have an equal interest in the facility and all major projects such as capital improvements or large maintenance and rehabilitation projects are funded on that basis. In order to simplify the day to day operations of the Airport and to give people a single contact point on most Airport related questions, the City of Levelland provides the administrative oversight and most of the routine maintenance done at the Airport. Airport revenues go into the Airport Operating Fund and are used for the general operation of the Airport. Any shortfalls must be made up by the City and County.

In order to provide on site services such as fuel sales and handling hangar rentals the City and County have contracted with a private individual to serve as Airport Manager. This individual is also an FBO (Fixed Base Operator) on the airport. The Airport Manager handles the actual daily operations at the Airport, coordinates maintenance activities with the City, and works with the State and Federal Aviation Departments to make sure that all requirements are being met.

Airport and runway construction and major maintenance is very expensive and would not likely be possible without State and Federal grants. About every five to seven years a major rehabilitation project - usually well over \$1 million - is required to keep the airport safe and meeting federal airport standards. These improvements are largely funded by state and/or federal grants, with grant funds usually covering 90% of the project costs. The local required match is shared equally by the City and the County. Smaller grant programs, such as the annual Routine Airport Maintenance Program (RAMP), is normally able to be handled through the operating fund.

Most of the airport property was purchased decades ago prior to the discovery of significant petroleum reserves in Hockley County so the mineral rights were transferred with the property to the City and County. In FY 2014-15 petroleum development occurred in the area and the airport began receiving oil royalties on those mineral rights. The royalties are paid directly to the City and County with each receiving 50% of the payments. The City and County each hold their 50% share of airport property royalties in their respective General funds. In order for the airport to remain eligible for future state and federal grant funding, these royalties, as with all airport income, must be used for airport purposes only. The City and County have each committed to this and each has agreed to transfer an equal amount back to the Airport operating fund when additional funds are needed by the airport.

The overall mission of the Airport is to meet the local aviation needs of the community and have adequate facilities available to handle the corporate flying needs of the business community in a safe, effective, and efficient manner.

CITY OF LEVELLAND
 FORMAL BUDGET REPORT
 AS OF: SEPTEMBER 30TH, 2023

02 -CITY/COUNTY AIRPORT
 CITY/COUNTY AIRPORT

EXPENDITURES	2021-2022 ACTUAL	2022-2023 BUDGET	2022-2023 PROJECTED	2023-2024 BUDGET
<u>SUPPLIES</u>				
02-421-4211 OFFICE SUPPLIES	0	0	0	0
02-421-4212 POSTAGE	0	0	0	0
02-421-4213 MINOR TOOLS & EQUIPMENT	0	100	100	100
02-421-4219 FURNISHINGS & FIXTURES	0	0	0	0
02-421-4221 CHEMICAL	89	2,000	2,000	2,000
02-421-4231 ALL OTHER	<u>701</u>	<u>500</u>	<u>500</u>	<u>500</u>
TOTAL SUPPLIES	790	2,600	2,600	2,600
<u>REPAIRS & MAINTENANCE</u>				
02-421-4321 BUILDINGS	781	1,000	427	1,000
02-421-4331 OTHER STRUCTURES	1,695	10,000	10,000	10,000
02-421-4351 MOTOR VEHICLES	160	200	447	200
02-421-4361 OTHER EQUIPMENT	0	1,500	1,500	1,500
02-421-4371 FUEL STORAGE & DELIVERY SYSTEM	2,049	5,000	5,129	5,000
02-421-4381 ALL OTHER (RAMP)	11,052	25,000	26,257	25,000
02-421-4391 SOFTWARE & COMPUTER MAINTENANCE	<u>0</u>	<u>0</u>	<u>0</u>	<u>0</u>
TOTAL REPAIRS & MAINTENANCE	15,736	42,700	43,759	42,700
<u>SERVICES</u>				
02-421-4411 COMMUNICATIONS	0	0	0	0
02-421-4412 UTILITIES	17,726	16,000	20,513	20,500
02-421-4421 INSURANCE	14,759	13,500	16,327	16,500
02-421-4431 PROFESSIONAL SERVICES	6,106	5,000	5,723	6,000
02-421-4461 CONTRIBUTIONS	0	0	0	0
02-421-4481 ALL OTHER	<u>0</u>	<u>0</u>	<u>0</u>	<u>0</u>
TOTAL SERVICES	38,590	34,500	42,563	43,000
<u>CAPITAL OUTLAY</u>				
02-421-4511 LAND	0	0	0	0
02-421-4521 BUILDINGS	0	0	0	0
02-421-4531 IMPROVEMENTS	0	0	0	0
02-421-4541 MACHINERY & EQUIPMENT	<u>0</u>	<u>0</u>	<u>0</u>	<u>0</u>
TOTAL CAPITAL OUTLAY	0	0	0	0
<u>OTHER</u>				
02-421-4611 DEPRECIATION	<u>211,524</u>	<u>0</u>	<u>0</u>	<u>0</u>
TOTAL OTHER	<u>211,524</u>	<u>0</u>	<u>0</u>	<u>0</u>
TOTAL CITY/COUNTY AIRPORT	266,640	79,800	88,921	88,300
	=====	=====	=====	=====
TOTAL EXPENDITURES	266,640	79,800	88,921	88,300
	=====	=====	=====	=====
REVENUE OVER/ (UNDER) EXPENDITURES	(208,080)	(22,000)	(21,952)	(23,800)
	=====	=====	=====	=====

CEMETERY FUND SUMMARY

Balance October 1, 2022	\$365,435
--------------------------------	------------------

Estimated Revenues FY 2022-23	\$375,982
-------------------------------	-----------

Funds Available FY 2022-23	\$741,417
----------------------------	-----------

Estimated Expenditures FY 2022-23	<u>\$335,025</u>
-----------------------------------	------------------

Estimated Operating Balance September 30, 2023	\$406,392
---	------------------

Estimated Revenues FY 2023-24	\$363,563
-------------------------------	-----------

Funds Available FY 2023-24	\$769,955
----------------------------	-----------

Estimated Expenditures FY 2023-24	<u>\$359,496</u>
-----------------------------------	------------------

Estimated Operating Balance September 30, 2024	\$410,459
---	------------------

CITY OF LEVELLAND
 FORMAL BUDGET REPORT
 AS OF: SEPTEMBER 30TH, 2023

03 -CEMETERY

REVENUES	2021-2022 ACTUAL	2022-2023 BUDGET	2022-2023 PROJECTED	2023-2024 BUDGET
03-3101 CURRENT TAX COLLECTIONS	187,712	214,443	219,435	219,794
03-3102 DELINQUENT TAX COLLECTIONS	6,177	3,000	4,364	4,500
03-3103 PENALTY INTEREST	3,881	1,500	3,081	3,000
03-3125 BOND PROCEEDS	0	0	0	0
03-3331 ROYALTIES	7,700	6,000	6,309	7,000
03-3332 INTEREST EARNED	3,059	1,500	10,908	10,000
03-3338 SALE OF LOTS	102,553	70,000	81,605	80,000
03-3339 OPEN/CLOSE	86,775	75,000	79,775	80,000
03-3401 FEDERAL	0	0	0	0
03-3402 STATE	0	0	0	0
03-3403 LOCAL CONTRIBUTION	0	0	0	0
03-3510 MISCELLANEOUS REVENUE	0	0	303	0
03-3511 INTERFUND TRANSFERS IN	0	0	0	0
03-3512 INTERFUND TRANSFERS OUT	(39,730)	(39,730)	(29,798)	(39,730)
03-3515 SALE OF ASSETS	0	0	0	0
03-3517 LOAN PROCEEDS - INT FINANCING	0	0	0	0
03-3518 GIFTS & BEQUESTS	0	0	0	0
03-3519 MEMORIAL FEE	0	0	0	0
03-3523 DELAYED RECEIPTS-RECEIVABLE	<u>0</u>	<u>0</u>	<u>0</u>	<u>0</u>
TOTAL REVENUES	358,127	331,713	375,982	364,564

CEMETERY DEPARTMENT

Expenditure Summary:

Account Category	Actual 2021-2022	Budgeted 2022-2023	Estimated 2022-2023	Proposed 2023-2024
4100 Personnel Services	\$206,256	\$227,913	\$229,239	\$233,796
4200 Supplies	\$20,132	\$29,750	\$28,490	\$26,750
4300 Maintenance	\$43,443	\$38,350	\$43,590	\$38,350
4400 Services	\$13,509	\$15,600	\$16,245	\$15,600
4500 Capital Outlay	\$0	\$16,700	\$17,462	\$45,000
TOTAL	\$ 283,340	\$ 328,313	\$ 335,026	\$ 359,496

Program Summary:

The Cemetery Department provides grounds maintenance and burial operations for the public in the City of Levelland Cemetery and the Memorial Gardens Cemetery. The activities include maintenance such mowing, watering, and fertilizing; opening and closing graves; and selling cemetery lots.

The overall mission of the Department is to maintain an attractive cemetery that meets the needs of the public in an efficient and effective manner during an emotionally stressful time.

Personnel Summary:

Position Classification	Authorized 2023-2024
Cemetery Foreman	1
Cemetery Maintenance Worker	2
Total Full-time Positions	3
Part-time Maintenance Worker	1.5
Total Part-time Positions	1.5

CITY OF LEVELLAND
 FORMAL BUDGET REPORT
 AS OF: SEPTEMBER 30TH, 2023

03 -CEMETERY

CEMETERY

EXPENDITURES	2021-2022 ACTUAL	2022-2023 BUDGET	2022-2023 PROJECTED	2023-2024 BUDGET
PERSONNEL SERVICES				
03-431-4111 SUPERVISION	0	0	0	0
03-431-4113 OPERATIONAL	112,113	113,539	113,539	117,362
03-431-4114 CASUAL	13,965	30,000	30,000	30,000
03-431-4115 OVERTIME	23,800	23,000	23,000	23,000
03-431-4116 LONGEVITY	714	1,104	1,104	1,104
03-431-4117 STABILITY PAY	900	1,200	1,200	1,175
03-431-4121 WORKER'S COMPENSATION	5,257	5,520	5,593	5,520
03-431-4122 GROUP INSURANCE	22,627	25,320	26,012	25,320
03-431-4141 RETIREMENT	13,388	13,258	13,765	15,053
03-431-4142 FICA	11,416	12,972	12,972	13,262
03-431-4151 APPAREL	2,077	2,000	2,055	2,000
03-431-4152 AUTO ALLOWANCE	0	0	0	0
03-431-4190 WC REIMBURSEMENT	<u>0</u>	<u>0</u>	<u>0</u>	<u>0</u>
TOTAL PERSONNEL SERVICES	206,256	227,913	229,239	233,796

SUPPLIES

03-431-4211 OFFICE SUPPLIES	255	1,000	385	1,000
03-431-4212 POSTAGE	0	0	0	0
03-431-4213 MINOR TOOLS & EQUIPMENT	2,897	7,500	5,921	3,000
03-431-4214 FUEL	6,060	7,500	7,472	7,500
03-431-4215 FOOD	0	250	167	250
03-431-4216 LAUNDRY-CLEANING	1,139	1,000	1,784	2,000
03-431-4218 SAFETY SUPPLIES	667	1,000	1,429	1,500
03-431-4219 FURNISHINGS & FIXTURES	0	0	0	0
03-431-4221 CHEMICAL	1,590	1,500	1,404	1,500
03-431-4222 AGRICULTURE & BOTANICAL	7,524	10,000	9,927	10,000
03-431-4231 ALL OTHER	<u>0</u>	<u>0</u>	<u>0</u>	<u>0</u>
TOTAL SUPPLIES	20,132	29,750	28,490	26,750

REPAIRS & MAINTENANCE

03-431-4321 BUILDINGS	2,957	4,500	8,155	4,500
03-431-4331 OTHER STRUCTURES	33,751	20,000	18,981	20,000
03-431-4341 MACHINERY	4,459	10,000	9,731	10,000
03-431-4351 MOTOR VEHICLES	1,022	2,500	6,034	2,500
03-431-4391 SOFTWARE & COMPUTER MAINTENANC	<u>1,254</u>	<u>1,350</u>	<u>689</u>	<u>1,350</u>
TOTAL REPAIRS & MAINTENANCE	43,443	38,350	43,590	38,350

SERVICES

03-431-4411 COMMUNICATIONS	3,203	3,500	3,500	3,500
03-431-4412 UTILITIES	6,342	5,000	5,000	5,000
03-431-4421 INSURANCE	1,458	1,535	1,535	1,535
03-431-4422 VEHICLE INSURANCE	1,013	1,065	1,065	1,065
03-431-4431 PROFESSIONAL SERVICES	1,493	2,500	4,245	2,500
03-431-4441 TRAVEL & MEETINGS	0	1,000	600	1,000
03-431-4442 TRAINING	0	1,000	300	1,000

CITY OF LEVELLAND
 FORMAL BUDGET REPORT
 AS OF: SEPTEMBER 30TH, 2023

03 -CEMETERY
 CEMETERY

EXPENDITURES	2021-2022 ACTUAL	2022-2023 BUDGET	2022-2023 PROJECTED	2023-2024 BUDGET
03-431-4451 DUES & SUBSCRIPTIONS	0	0	0	0
03-431-4461 CONTRIBUTIONS	0	0	0	0
03-431-4481 ALL OTHER	<u>0</u>	<u>0</u>	<u>0</u>	<u>0</u>
TOTAL SERVICES	13,509	15,600	16,245	15,600
<u>CAPITAL OUTLAY</u>				
03-431-4511 LAND	0	0	0	0
03-431-4521 BUILDINGS	0	0	0	0
03-431-4531 IMPROVEMENTS	0	0	0	45,000
03-431-4532 WATER MAINS	0	0	0	0
03-431-4541 MACHINERY & EQUIPMENT	0	16,700	17,462	0
03-431-4551 MOTOR VEHICLES	<u>0</u>	<u>0</u>	<u>0</u>	<u>0</u>
TOTAL CAPITAL OUTLAY	<u>0</u>	<u>16,700</u>	<u>17,462</u>	<u>45,000</u>
TOTAL CEMETERY	283,339	328,313	335,025	359,496
	=====	=====	=====	=====
TOTAL EXPENDITURES	283,339	328,313	335,025	359,496
	=====	=====	=====	=====
REVENUE OVER/ (UNDER) EXPENDITURES	74,788	3,400	40,957	4,067
	=====	=====	=====	=====

ENTERPRISE FUND SUMMARY

Balance October 1, 2022	\$4,697,286
Estimated Revenues FY 2022-23	\$7,140,913
Funds Available FY 2022-23	\$11,838,199
Estimated Expenditures FY 2022-23	<u>\$7,136,302</u>
Estimated Operating Balance September 30, 2023	\$4,701,897
Estimated Revenues FY 2023-24	\$7,699,000
Funds Available FY 2023-24	\$12,400,897
Estimated Expenditures FY 2023-24	<u>\$7,696,933</u>
Capital Expenditures FY 2023-24	\$730,000
Operations & Maintenance (O&M) Expenditures FY 2023-24	<u>\$6,966,933</u>
Estimated Operating Balance September 30, 2024	\$4,703,964

CITY OF LEVELLAND
 FORMAL BUDGET REPORT
 AS OF: SEPTEMBER 30TH, 2023

06 -ENTERPRISE

REVENUES	2021-2022 ACTUAL	2022-2023 BUDGET	2022-2023 PROJECTED	2023-2024 BUDGET
06-3103 PENALTY	133,224	130,000	130,660	130,000
06-3116 GARBAGE SURCHARGE	0	0	0	0
06-3125 BOND PROCEEDS	0	0	0	0
06-3330 RENTS	45,000	45,000	45,000	45,000
06-3331 ROYALTIES	120,367	100,000	84,196	85,000
06-3332 INTEREST EARNED	38,956	20,000	197,582	175,000
06-3401 FEDERAL	0	0	0	0
06-3402 STATE	0	0	0	0
06-3403 LOCAL CONTRIBUTION	0	0	0	0
06-3404 DEVELOPERS CONTRIBUTION	0	0	0	0
06-3450 CONTRIBUTED CAPITAL	0	0	0	0
06-3503 STREET LIGHT FEES	166,538	205,000	206,386	205,000
06-3504 REFUSE COLLECTION FEES	2,099,304	2,148,000	2,130,981	2,148,000
06-3505 SWIMMING POOL FEES	10,011	10,000	7,625	10,000
06-3507 LANDFILL & TS FEES	394,387	300,000	384,463	370,000
06-3509 REFUSE COLL OBLIG FEES	20,384	18,000	21,026	20,000
06-3510 MISCELLANEOUS REVENUE	35,239	15,000	35,397	25,000
06-3511 INTERFUND TRANSFERS IN	699,638	0	0	0
06-3512 INTERFUND TRANSFERS OUT	(1,465,000)	(450,000)	(450,000)	(450,000)
06-3513 GARBAGE CLEARING	0	0	0	0
06-3514 RECYCLED GARBAGE FEES	0	0	0	0
06-3515 SALE OF ASSETS	7,500	0	0	0
06-3517 LOAN PROCEEDS - INTERNAL FIN	470,000	0	0	536,000
06-3518 REFUSE BILL&COLLECTION FEES	163,534	165,000	167,441	165,000
06-3519 LOAN PROCEEDS-EXTERNAL	0	0	0	0
06-3523 DELAYED RECEIPTS-RECEIVABLE	0	0	0	0
06-3601 WATER REVENUE	2,931,004	2,925,000	2,884,275	2,925,000
06-3602 WASTEWATER REVENUE	1,140,080	1,145,000	1,132,667	1,145,000
06-3603 TAPPING FEES	10,777	10,000	11,700	10,000
06-3604 TIE ON FEES	0	0	0	0
06-3605 METER DEPOSITS	0	0	0	0
06-3606 SERVICE CHRG RE-CONNECT FEES	72,285	75,000	72,115	75,000
06-3607 RE-READS TRANSFERS & MTR TEST	0	0	0	0
06-3608 UTILITIY LONG/SHORT	10	0	37	0
06-3609 DEBIT / CREDIT CARD FEE	61,029	80,000	79,273	80,000
06-3610 RECLAIM WATER	0	0	90	0
06-3611 BACK FLOW TESTING FEES	0	0	0	0
06-3999 GAIN/LOSS ON DISPOSITION ASSET	<u>0</u>	<u>0</u>	<u>0</u>	<u>0</u>
TOTAL REVENUES	7,154,264	6,941,000	7,140,913	7,699,000

ENTERPRISE FUND EXPENDITURE SUMMARY

	Actual 2021-2022	Budgeted 2022-2023	Estimated 2022-2023	Projected 2023-2024
461 Water & Wastewater Admin	\$395,831	\$399,065	\$418,117	\$411,791
462 Water Production	\$2,527,884	\$2,840,614	\$3,222,295	\$3,039,646
463 Waste Water	\$809,778	\$684,258	\$604,298	\$825,968
464 Water Resource	\$0	\$0	\$0	\$0
465 Developer's Capital Imp.	\$0	\$0	\$0	\$0
466 Sanitation	\$2,344,185	\$2,599,529	\$2,581,777	\$3,103,606
467 Swimming Pool	\$94,048	\$95,422	\$89,488	\$95,922
468 Street Lights	\$213,706	\$195,000	\$220,326	\$220,000
Total	\$6,385,432	\$6,813,888	\$7,136,301	\$7,696,933

WATER & WASTEWATER ADMINISTRATION DEPARTMENT

Expenditure Summary:

Account Category	Actual 2021-2022	Budgeted 2022-2023	Estimated 2022-2023	Proposed 2023-2024
4100 Personnel Services	\$193,235	\$225,215	\$227,990	\$237,941
4200 Supplies	\$26,977	\$33,500	\$34,805	\$33,500
4300 Maintenance	\$37,040	\$43,000	\$49,680	\$43,000
4400 Services	\$96,214	\$97,350	\$105,642	\$97,350
4500 Capital Outlay	\$0	\$0	\$0	\$0
TOTAL	\$ 353,466	\$ 399,065	\$ 418,117	\$ 411,791

Program Summary:

The Water and Wastewater Administration Department provides billing and collection services for water, wastewater, and sanitation service; accounts payable, budgetary accounting, payroll, and computer operations for the City; and the Enterprise Funds portion of general building and operating expenditures. The activities involved in providing these services include computing and sending bills, collecting payments, handling complaints and resolving service problems, handling accounts payable and payroll, and handling dispatching for all public works crews.

The overall mission of the Department is to provide quality customer service and accurate accounting services for the City.

Personnel Summary:

Position Classification	Authorized 2023-2024
Billing / Payroll Clerk	1
Accounts Payable Clerk	1
Cashier / Clerk	2
Total Full-time Positions	4

CITY OF LEVELLAND
 FORMAL BUDGET REPORT
 AS OF: SEPTEMBER 30TH, 2023

06 -ENTERPRISE

WATER & WASTEWATER ADMIN

	2021-2022	2022-2023	2022-2023	2023-2024
EXPENDITURES	ACTUAL	BUDGET	PROJECTED	BUDGET
<u>PERSONNEL SERVICES</u>				
06-461-4112 CLERICAL	166,443	159,006	159,006	166,956
06-461-4114 CASUAL	0	0	0	0
06-461-4115 OVERTIME	1,101	2,000	2,000	2,000
06-461-4116 LONGEVITY	1,204	1,680	1,680	1,872
06-461-4117 STABILITY PAY	1,425	1,800	2,050	2,250
06-461-4121 WORKER'S COMPENSATION	609	0	886	930
06-461-4122 GROUP INSURANCE	32,381	32,520	33,537	32,520
06-461-4131 BONDS AND FILING FEES	100	0	50	0
06-461-4141 RETIREMENT	(21,890)	15,626	16,198	18,173
06-461-4142 FICA	11,862	12,583	12,583	13,240
06-461-4152 AUTO ALLOWANCE	0	0	0	0
06-461-4190 WC REIMBURSEMENT	0	0	0	0
06-461-4191 OTHER REIMBURSEMENTS	<u>0</u>	<u>0</u>	<u>0</u>	<u>0</u>
TOTAL PERSONNEL SERVICES	193,235	225,215	227,990	237,941
<u>SUPPLIES</u>				
06-461-4211 OFFICE SUPPLIES	4,846	10,000	7,905	10,000
06-461-4212 POSTAGE	22,130	22,500	25,900	22,500
06-461-4213 MINOR TOOLS & EQUIPMENT	0	1,000	1,000	1,000
06-461-4216 LAUNDRY-CLEANING	0	0	0	0
06-461-4219 FURNISHINGS & FIXTURES	<u>0</u>	<u>0</u>	<u>0</u>	<u>0</u>
TOTAL SUPPLIES	26,977	33,500	34,805	33,500
<u>REPAIRS & MAINTENANCE</u>				
06-461-4321 BUILDINGS	0	0	0	0
06-461-4341 MACHINERY	280	1,500	1,200	1,500
06-461-4361 OTHER EQUIPMENT	936	1,500	1,125	1,500
06-461-4391 SOFTWARE & COMPUTER MAINTENANC	<u>35,825</u>	<u>40,000</u>	<u>47,355</u>	<u>40,000</u>
TOTAL REPAIRS & MAINTENANCE	37,040	43,000	49,680	43,000
<u>SERVICES</u>				
06-461-4411 COMMUNICATIONS	12,906	13,000	11,031	13,000
06-461-4412 UTILITIES	0	0	0	0
06-461-4421 INSURANCE	0	0	0	0
06-461-4431 PROFESSIONAL SERVICES	80,358	80,000	89,489	80,000
06-461-4432 HIRE OF EQUIPMENT	0	0	0	0
06-461-4433 COPIER EQUIPMENT	1,292	1,750	1,879	1,750
06-461-4441 TRAVEL & MEETINGS	1,598	2,000	2,539	2,000
06-461-4442 TRAINING	0	100	100	100
06-461-4451 SUBSCRIPTIONS and DUES	60	500	605	500
06-461-4461 CONTRIBUTIONS	0	0	0	0
06-461-4481 ALL OTHER	0	0	0	0
06-461-4494 INTEREST PAYMENT	<u>0</u>	<u>0</u>	<u>0</u>	<u>0</u>
TOTAL SERVICES	96,214	97,350	105,642	97,350

CITY OF LEVELLAND
 FORMAL BUDGET REPORT
 AS OF: SEPTEMBER 30TH, 2023

06 -ENTERPRISE

WATER & WASTEWATER ADMIN

EXPENDITURES	2021-2022 ACTUAL	2022-2023 BUDGET	2022-2023 PROJECTED	2023-2024 BUDGET
<hr/>				
CAPITAL OUTLAY				
06-461-4511 LAND	0	0	0	0
06-461-4521 BUILDINGS	0	0	0	0
06-461-4541 MACHINERY & EQUIPMENT	<u>0</u>	<u>0</u>	<u>0</u>	<u>0</u>
TOTAL CAPITAL OUTLAY	0	0	0	0
OTHER				
06-461-4610 BAD DEBT EXPENSE	29,580	0	0	0
06-461-4611 DEPRECIATION	<u>12,785</u>	<u>0</u>	<u>0</u>	<u>0</u>
TOTAL OTHER	<u>42,365</u>	<u>0</u>	<u>0</u>	<u>0</u>
TOTAL WATER & WASTEWATER ADMIN	395,831	399,065	418,118	411,791
	=====	=====	=====	=====

WATER DEPARTMENT

Expenditure Summary:

Account Category	Actual 2021-2022	Budgeted 2022-2023	Estimated 2022-2023	Proposed 2023-2024
4100 Personnel Services	\$385,843	\$477,529	\$526,045	\$493,161
4200 Supplies	\$55,351	\$46,100	\$70,128	\$48,500
4300 Maintenance	\$150,878	\$187,800	\$273,087	\$187,800
4400 Services	\$1,193,061	\$1,842,185	\$2,306,534	\$1,885,185
4500 Capital Outlay	\$0	\$287,000	\$46,500	\$425,000
TOTAL	\$ 1,785,133	\$ 2,840,614	\$ 3,222,294	\$ 3,039,646

Program Summary:

The Water Department provides water source services including surface water purchases and treatment, well field production, and operations and maintenance of the water distribution system. The activities included in providing this service include monitoring and maintaining all wells and booster pumps; repairing and maintaining water lines, service lines, valves, fire hydrants, meters, and other equipment; performing service calls; and collecting and submitting samples to the appropriate state agency for analysis to assure that all primary drinking water standards are being met.

The overall mission of this Department is to maintain a safe and adequate supply of potable water for public use and to maintain the system in optimum operating condition. The Director of Public Works is stationed in the Water Department but pay is split among the four departments he supervises.

Personnel Summary:

Position Classification	Authorized 2023-2024
Director of Public Works	1
Foreman	1
Utility Operator II	1
Utility Operator I	4
Secretary	1
Total Full-time Positions	8

CITY OF LEVELLAND
 FORMAL BUDGET REPORT
 AS OF: SEPTEMBER 30TH, 2023

06 -ENTERPRISE
 WATER PRODUCTION

EXPENDITURES	2021-2022 ACTUAL	2022-2023 BUDGET	2022-2023 PROJECTED	2023-2024 BUDGET
<u>PERSONNEL SERVICES</u>				
06-462-4111 SUPERVISION	0	0	0	0
06-462-4112 CLERICAL	39,713	39,052	39,052	41,004
06-462-4113 OPERATIONAL	212,555	233,536	233,536	242,613
06-462-4114 CASUAL	0	5,000	5,000	5,000
06-462-4115 OVERTIME	87,158	65,000	111,951	65,000
06-462-4116 LONGEVITY	1,162	1,920	1,920	2,256
06-462-4117 STABILITY PAY	2,075	2,025	1,925	2,450
06-462-4121 WORKER'S COMPENSATION	7,502	7,880	5,831	6,123
06-462-4122 GROUP INSURANCE	49,978	58,920	61,241	58,920
06-462-4131 BONDS AND FILING FEES	0	0	0	0
06-462-4141 RETIREMENT	(46,079)	32,856	34,182	37,553
06-462-4142 FICA	25,532	26,840	26,840	27,742
06-462-4151 APPAREL	6,247	4,500	4,567	4,500
06-462-4152 AUTO ALLOWANCE	0	0	0	0
06-462-4190 WC REIMBURSEMENT	0	0	0	0
06-462-4191 OTHER REIMBURSEMENTS	<u>0</u>	<u>0</u>	<u>0</u>	<u>0</u>
TOTAL PERSONNEL SERVICES	385,843	477,529	526,045	493,161
<u>SUPPLIES</u>				
06-462-4211 OFFICE SUPPLIES	3,126	1,500	8,168	2,500
06-462-4213 MINOR TOOLS & EQUIPMENT	15,947	12,000	18,453	12,500
06-462-4214 FUEL	22,287	20,500	28,135	20,500
06-462-4215 FOOD	1,435	1,000	967	1,000
06-462-4216 LAUNDRY-CLEANING	1,124	1,100	2,160	2,000
06-462-4218 SAFETY SUPPLIES	7,155	7,000	5,807	7,000
06-462-4219 FURNISHINGS & FIXTURES	0	0	0	0
06-462-4221 CHEMICAL	3,572	3,000	6,438	3,000
06-462-4231 ALL OTHER	<u>704</u>	<u>0</u>	<u>0</u>	<u>0</u>
TOTAL SUPPLIES	55,351	46,100	70,128	48,500
<u>REPAIRS & MAINTENANCE</u>				
06-462-4311 LAND	0	0	0	0
06-462-4321 BUILDINGS	2,301	5,000	5,000	5,000
06-462-4331 OTHER STRUCTURES	120,855	150,000	228,835	150,000
06-462-4341 MACHINERY	20,160	20,000	14,502	20,000
06-462-4351 MOTOR VEHICLES	6,132	11,000	23,306	11,000
06-462-4361 OTHER EQUIPMENT	83	500	400	500
06-462-4391 SOFTWARE & COMPUTER MAINTENANC	<u>1,346</u>	<u>1,300</u>	<u>1,045</u>	<u>1,300</u>
TOTAL REPAIRS & MAINTENANCE	150,878	187,800	273,087	187,800
<u>SERVICES</u>				
06-462-4411 COMMUNICATIONS	10,938	12,500	14,950	12,500
06-462-4412 UTILITIES	117,526	82,000	109,793	110,000
06-462-4421 INSURANCE	24,347	25,570	27,220	25,570
06-462-4422 VEHICLE INSURANCE	3,743	3,930	3,411	3,930

CITY OF LEVELLAND
 FORMAL BUDGET REPORT
 AS OF: SEPTEMBER 30TH, 2023

06 -ENTERPRISE
 WATER PRODUCTION

EXPENDITURES	2021-2022 ACTUAL	2022-2023 BUDGET	2022-2023 PROJECTED	2023-2024 BUDGET
06-462-4431 PROFESSIONAL SERVICES	74,704	30,000	44,350	45,000
06-462-4432 HIRE OF EQUIPMENT	1,190	3,000	3,000	3,000
06-462-4441 TRAVEL & MEETINGS	15	5,000	1,500	5,000
06-462-4442 TRAINING	3,175	3,500	4,553	3,500
06-462-4451 DUES & SUBSCRIPTIONS	17,317	20,000	18,984	20,000
06-462-4461 CONTRIBUTIONS	0	0	0	0
06-462-4471 JUDGEMENTS & DAMAGES	0	0	0	0
06-462-4481 ALL OTHER	0	0	0	0
06-462-4491 L W T & PLANT RETIREMENT	175,882	250,000	379,911	250,000
06-462-4492 CANADIAN RIVER WATER	610,047	1,325,935	1,635,135	1,325,935
06-462-4493 WATER METER LOAN PAYMENTS	0	0	0	0
06-462-4494 INTEREST PAYMENT	145,237	0	0	0
06-462-4495 SIB LOAN PAYMENTS	0	68,000	50,977	68,000
06-462-4496 CRMWA BOND ISSUE COSTS	8,939	0	0	0
06-462-4499 PAYMENTS-CAPITAL FINANCE FUND	<u>0</u>	<u>12,750</u>	<u>12,749</u>	<u>12,750</u>
TOTAL SERVICES	1,193,061	1,842,185	2,306,534	1,885,185
<u>CAPITAL OUTLAY</u>				
06-462-4511 LAND	0	0	0	0
06-462-4521 BUILDINGS	0	0	0	0
06-462-4531 IMPROVEMENTS	0	90,000	0	90,000
06-462-4532 WATER MAINS	0	150,000	35,400	150,000
06-462-4534 INTERNALLY FINANCED IMPROVEMEN	0	0	0	0
06-462-4541 MACHINERY & EQUIPMENT	0	12,000	11,100	185,000
06-462-4544 INTERNALLY FINANCED EQUIPMENT	0	0	0	0
06-462-4551 MOTOR VEHICLES	<u>0</u>	<u>35,000</u>	<u>0</u>	<u>0</u>
TOTAL CAPITAL OUTLAY	0	287,000	46,500	425,000
<u>OTHER</u>				
06-462-4611 DEPRECIATION	430,704	0	0	0
06-462-4612 BOND PREM-DISC AMORTIZATION	(45,699)	0	0	0
06-462-4613 WATER RESOURCE AMORTIZATION	<u>357,747</u>	<u>0</u>	<u>0</u>	<u>0</u>
TOTAL OTHER	<u>742,751</u>	<u>0</u>	<u>0</u>	<u>0</u>
TOTAL WATER PRODUCTION	2,527,884	2,840,614	3,222,295	3,039,646
	=====	=====	=====	=====

WASTEWATER DEPARTMENT

Expenditure Summary:

Account Category	Actual 2021-2022	Budgeted 2022-2023	Estimated 2022-2023	Proposed 2023-2024
4100 Personnel Services	\$159,879	\$204,405	\$206,616	\$214,215
4200 Supplies	\$38,660	\$47,900	\$45,401	\$48,800
4300 Maintenance	\$100,392	\$113,500	\$90,407	\$113,500
4400 Services	\$232,533	\$253,453	\$240,873	\$254,453
4500 Capital Outlay	\$0	\$65,000	\$21,000	\$195,000
TOTAL	\$ 531,464	\$ 684,258	\$ 604,297	\$ 825,968

Program Summary:

The Wastewater Department provides for the operation and maintenance of the wastewater treatment plant, and the operation and maintenance of the collection system. The activities involved in providing this service include monitoring and maintaining lift stations, cleaning out and repairing clogged lines, monitoring the wastewater treatment process, testing wastewater samples, and maintaining the treatment plant.

The overall mission of this Department is to provide an effective and environmentally safe collection, treatment, and disposal system for wastewater by operating in accordance with the Texas Commission on Environmental Quality and the U.S. Environmental Protection Agency.

Personnel Summary:

Position Classification	Authorized 2023-2024
Plant Operator	1
Utility Operator I	1
Utility Operator II	1
Total Full-time Positions	3

CITY OF LEVELLAND
 FORMAL BUDGET REPORT
 AS OF: SEPTEMBER 30TH, 2023

06 -ENTERPRISE

WASTEWATER

	2021-2022	2022-2023	2022-2023	2023-2024
EXPENDITURES	ACTUAL	BUDGET	PROJECTED	BUDGET
PERSONNEL SERVICES				
06-463-4111 SUPERVISION	0	0	0	0
06-463-4113 OPERATIONAL	116,878	120,148	120,148	126,155
06-463-4114 CASUAL	0	5,000	5,000	5,000
06-463-4115 OVERTIME	21,140	22,000	22,000	22,000
06-463-4116 LONGEVITY	652	1,056	1,056	1,200
06-463-4117 STABILITY PAY	1,075	1,100	1,100	1,200
06-463-4121 WORKER'S COMPENSATION	2,701	2,840	3,619	3,800
06-463-4122 GROUP INSURANCE	21,963	24,360	25,417	24,360
06-463-4131 BONDS AND FILING FEES	0	0	0	0
06-463-4141 RETIREMENT	(18,468)	13,914	14,475	16,035
06-463-4142 FICA	10,355	11,587	11,587	12,065
06-463-4151 APPAREL	3,583	2,400	2,213	2,400
06-463-4152 AUTO ALLOWANCE	0	0	0	0
06-463-4190 WC REIMBURSEMENT	0	0	0	0
06-463-4191 OTHER REIMBURSEMENTS	<u>0</u>	<u>0</u>	<u>0</u>	<u>0</u>
TOTAL PERSONNEL SERVICES	159,879	204,405	206,616	214,215
SUPPLIES				
06-463-4211 OFFICE SUPPLIES	1,200	1,000	916	1,000
06-463-4213 MINOR TOOLS & EQUIPMENT	2,672	7,000	6,805	7,000
06-463-4214 FUEL	16,449	17,000	13,983	17,000
06-463-4215 FOOD	160	300	266	300
06-463-4216 LAUNDRY-CLEANING	206	400	1,020	1,000
06-463-4218 SAFETY SUPPLIES	6,866	6,000	5,966	6,000
06-463-4219 FURNISHINGS & FIXTURES	0	0	0	0
06-463-4221 CHEMICAL	10,332	15,000	14,982	15,000
06-463-4222 AGRICULTURAL & BOTANICAL	87	500	500	500
06-463-4231 ALL OTHER	<u>687</u>	<u>700</u>	<u>963</u>	<u>1,000</u>
TOTAL SUPPLIES	38,660	47,900	45,401	48,800
REPAIRS & MAINTENANCE				
06-463-4321 BUILDINGS	462	1,500	1,500	1,500
06-463-4331 OTHER STRUCTURES	76,225	75,000	70,825	75,000
06-463-4341 MACHINERY	8,461	25,000	9,836	25,000
06-463-4351 MOTOR VEHICLES	15,244	10,000	6,746	10,000
06-463-4361 OTHER EQUIPMENT	0	2,000	1,500	2,000
06-463-4391 SOFTWARE & COMPUTER MAINTENANC	<u>0</u>	<u>0</u>	<u>0</u>	<u>0</u>
TOTAL REPAIRS & MAINTENANCE	100,392	113,500	90,407	113,500
SERVICES				
06-463-4411 COMMUNICATIONS	4,614	5,000	4,406	5,000
06-463-4412 UTILITIES	113,519	96,000	98,890	96,000
06-463-4421 INSURANCE	8,730	9,170	9,979	9,170
06-463-4422 VEHICLE INSURANCE	3,412	3,590	2,228	3,590
06-463-4431 PROFESSIONAL SERVICES	94,488	65,000	48,709	65,000

CITY OF LEVELLAND
 FORMAL BUDGET REPORT
 AS OF: SEPTEMBER 30TH, 2023

06 -ENTERPRISE

WASTEWATER

EXPENDITURES	2021-2022 ACTUAL	2022-2023 BUDGET	2022-2023 PROJECTED	2023-2024 BUDGET
06-463-4432 HIRE OF EQUIPMENT	0	2,500	2,500	2,500
06-463-4441 TRAVEL & MEETINGS	0	2,000	2,000	2,000
06-463-4442 TRAINING	1,660	2,500	2,491	2,500
06-463-4451 DUES & SUBSCRIPTIONS	4,413	4,000	5,981	5,000
06-463-4461 CONTRIBUTIONS	0	0	0	0
06-463-4471 JUDGEMENTS & DAMAGES	0	0	0	0
06-463-4481 ALL OTHER	0	0	0	0
06-463-4493 PAYMENTS-EXTERNAL FINANCE	0	53,130	53,129	53,130
06-463-4494 INTEREST PAYMENT	1,697	1,700	1,697	1,700
06-463-4499 PAYMENTS-CAPITAL FINANCE FUND	<u>0</u>	<u>8,863</u>	<u>8,863</u>	<u>8,863</u>
TOTAL SERVICES	232,533	253,453	240,873	254,453
<u>CAPITAL OUTLAY</u>				
06-463-4511 LAND	0	0	0	0
06-463-4521 BUILDINGS	0	0	0	0
06-463-4531 IMPROVEMENTS	0	30,000	21,000	30,000
06-463-4533 SEWER MAINS	0	0	0	0
06-463-4534 INTERNALLY FINANCED IMPROVEMEN	0	0	0	0
06-463-4541 MACHINERY & EQUIPMENT	0	0	0	90,000
06-463-4544 INTERNALLY FINANCED EQUIPMENT	0	0	0	0
06-463-4551 MOTOR VEHICLES	<u>0</u>	<u>35,000</u>	<u>0</u>	<u>75,000</u>
TOTAL CAPITAL OUTLAY	0	65,000	21,000	195,000
<u>OTHER</u>				
06-463-4611 DEPRECIATION	<u>278,315</u>	<u>0</u>	<u>0</u>	<u>0</u>
TOTAL OTHER	<u>278,315</u>	<u>0</u>	<u>0</u>	<u>0</u>
TOTAL WASTEWATER	809,778	684,258	604,298	825,968
	=====	=====	=====	=====

CITY OF LEVELLAND
 FORMAL BUDGET REPORT
 AS OF: SEPTEMBER 30TH, 2023

06 -ENTERPRISE
 WATER RESOURCE

	2021-2022	2022-2023	2022-2023	2023-2024
EXPENDITURES	ACTUAL	BUDGET	PROJECTED	BUDGET
<hr/>				
<u>REPAIRS & MAINTENANCE</u>				
06-464-4391 SOFTWARE & COMPUTER MAINTENANC	<u>0</u>	<u>0</u>	<u>0</u>	<u>0</u>
TOTAL REPAIRS & MAINTENANCE	0	0	0	0
<u>SERVICES</u>				
06-464-4431 PROFESSIONAL SERVICES	<u>0</u>	<u>0</u>	<u>0</u>	<u>0</u>
TOTAL SERVICES	0	0	0	0
<u>CAPITAL OUTLAY</u>				
06-464-4511 LAND	<u>0</u>	<u>0</u>	<u>0</u>	<u>0</u>
TOTAL CAPITAL OUTLAY	<u>0</u>	<u>0</u>	<u>0</u>	<u>0</u>
 TOTAL WATER RESOURCE	 0	 0	 0	 0
	=====	=====	=====	=====

CITY OF LEVELLAND
 FORMAL BUDGET REPORT
 AS OF: SEPTEMBER 30TH, 2023

06 -ENTERPRISE
 DEVELOPER'S CAPITAL IMPRO

EXPENDITURES	2021-2022 ACTUAL	2022-2023 BUDGET	2022-2023 PROJECTED	2023-2024 BUDGET
<hr/>				
<u>REPAIRS & MAINTENANCE</u>				
06-465-4391 SOFTWARE & COMPUTER MAINTENANC	<u>0</u>	<u>0</u>	<u>0</u>	<u>0</u>
TOTAL REPAIRS & MAINTENANCE	0	0	0	0
<u>SERVICES</u>				
06-465-4413 ADVERTISING	0	0	0	0
06-465-4431 PROFESSIONAL SERVICES	<u>0</u>	<u>0</u>	<u>0</u>	<u>0</u>
TOTAL SERVICES	0	0	0	0
<u>CAPITAL OUTLAY</u>				
06-465-4521 BUILDINGS	0	0	0	0
06-465-4531 IMPROVEMENTS	0	0	0	0
06-465-4532 WATER MAINS	0	0	0	0
06-465-4533 SEWER MAINS	<u>0</u>	<u>0</u>	<u>0</u>	<u>0</u>
TOTAL CAPITAL OUTLAY	0	0	0	0
<u>OTHER</u>				
06-465-4611 DEPRECIATION	<u>2,046</u>	<u>0</u>	<u>0</u>	<u>0</u>
TOTAL OTHER	<u>2,046</u>	<u>0</u>	<u>0</u>	<u>0</u>
TOTAL DEVELOPER'S CAPITAL IMPRO	2,046	0	0	0
	=====	=====	=====	=====

SANITATION DEPARTMENT

Expenditure Summary:

Account Category	Actual 2021-2022	Budgeted 2022-2023	Estimated 2022-2023	Proposed 2023-2024
4100 Personnel Services	\$405,821	\$471,442	\$478,992	\$497,372
4200 Supplies	\$64,786	\$64,550	\$68,725	\$64,550
4300 Maintenance	\$58,856	\$72,000	\$150,839	\$77,000
4400 Services	\$1,502,390	\$1,899,037	\$1,836,131	\$1,833,684
4500 Capital Outlay	\$0	\$92,500	\$47,090	\$631,000
TOTAL	\$ 2,031,853	\$ 2,599,529	\$ 2,581,777	\$ 3,103,606

Program Summary:

The Sanitation Department provides mechanized residential and commercial solid collection, provides manual brush and large item collection, provides post closure maintenance on the old landfill, operates a transfer station and recycling center for the benefit of the public, operates a new Arid Exempt landfill, and provides for the disposal of all solid waste in accordance with State and Federal regulations. Many of these services are provided through a contract with Republic Waste who is responsible for most collection activities and some Type I disposal.

The overall mission of this Department is to provide all customers with services as scheduled and to ensure compliance with all applicable Federal and State environmental regulations.

Personnel Summary:

Position Classification	Authorized 2023-2024
Maintenance Worker II	2
Maintenance Worker I	3
Equipment Operator	1
Total Full-time Positions	6

CITY OF LEVELLAND
 FORMAL BUDGET REPORT
 AS OF: SEPTEMBER 30TH, 2023

06 -ENTERPRISE
 SANITATION

EXPENDITURES	2021-2022 ACTUAL	2022-2023 BUDGET	2022-2023 PROJECTED	2023-2024 BUDGET
PERSONNEL SERVICES				
06-466-4111 SUPERVISON	75,717	72,700	72,700	76,335
06-466-4112 CLERICAL	0	0	0	0
06-466-4113 OPERATIONAL	236,824	227,120	227,120	238,476
06-466-4114 CASUAL	10,290	15,000	15,000	15,000
06-466-4115 OVERTIME	25,343	20,000	20,000	20,000
06-466-4116 LONGEVITY	3,072	3,984	4,044	4,320
06-466-4117 STABILITY PAY	4,025	4,400	4,400	4,850
06-466-4121 WORKER'S COMPENSATION	8,578	9,010	12,370	12,989
06-466-4122 GROUP INSURANCE	58,385	58,800	61,256	58,800
06-466-4141 RETIREMENT	(44,725)	31,453	32,647	36,420
06-466-4142 FICA	24,999	26,475	26,475	27,682
06-466-4151 APPAREL	3,312	2,500	2,981	2,500
06-466-4152 AUTO ALLOWANCE	0	0	0	0
06-466-4190 WC REIMBURSEMENT	0	0	0	0
06-466-4191 OTHER REIMBURSEMENTS	<u>0</u>	<u>0</u>	<u>0</u>	<u>0</u>
TOTAL PERSONNEL SERVICES	405,821	471,442	478,992	497,372
SUPPLIES				
06-466-4211 SUPPLIES	710	2,000	1,711	2,000
06-466-4213 MINOR TOOLS & EQUIPMENT	1,665	2,000	1,837	2,000
06-466-4214 FUEL	53,792	53,000	56,692	53,000
06-466-4215 FOOD	1,197	800	761	800
06-466-4216 LAUNDRY AND CLEANING	2,353	1,500	2,848	1,500
06-466-4218 SAFETY SUPPLIES	1,912	2,500	2,282	2,500
06-466-4219 FURNISHINGS & FIXTURES	0	0	0	0
06-466-4221 CHEMICAL	2,254	2,000	1,851	2,000
06-466-4231 ALL OTHER	<u>903</u>	<u>750</u>	<u>743</u>	<u>750</u>
TOTAL SUPPLIES	64,786	64,550	68,725	64,550
REPAIRS & MAINTENANCE				
06-466-4321 BUILDINGS	540	1,000	1,000	1,000
06-466-4331 OTHER STRUCTURES	633	5,000	4,266	5,000
06-466-4341 MACHINERY	49,544	55,000	135,782	55,000
06-466-4351 MOTOR VEHICLES	7,355	8,000	7,291	8,000
06-466-4361 OTHER EQUIPMENT	785	3,000	2,500	3,000
06-466-4391 SOFTWARE & COMPUTER MAINTENANC	<u>0</u>	<u>0</u>	<u>0</u>	<u>5,000</u>
TOTAL REPAIRS & MAINTENANCE	58,856	72,000	150,839	77,000
SERVICES				
06-466-4411 COMMUNICATIONS	6,426	6,900	6,055	6,900
06-466-4412 UTILITIES	14,166	22,900	21,289	22,900
06-466-4413 ADVERTISING	0	0	0	0
06-466-4421 INSURANCE	8,268	8,680	6,169	8,680
06-466-4422 VEHICLE INSURANCE	3,961	4,160	4,288	4,160
06-466-4431 PROFESSIONAL SERVICES	1,443,177	1,475,000	1,352,692	1,475,000

CITY OF LEVELLAND
 FORMAL BUDGET REPORT
 AS OF: SEPTEMBER 30TH, 2023

06 -ENTERPRISE
 SANITATION

EXPENDITURES	2021-2022 ACTUAL	2022-2023 BUDGET	2022-2023 PROJECTED	2023-2024 BUDGET
06-466-4432 HIRE OF EQUIPMENT	0	0	0	0
06-466-4441 TRAVEL & MEETINGS	475	1,000	500	1,000
06-466-4442 TRAINING	563	2,500	2,450	2,500
06-466-4451 DUES & SUBSCRIPTIONS	10,610	13,000	13,331	13,000
06-466-4471 JUDGEMENTS & DAMAGES	0	0	0	0
06-466-4481 ALL OTHER	0	300	200	300
06-466-4493 EQUIPMENT LEASE PAYMENTS	0	118,255	118,255	118,255
06-466-4494 INTEREST PAYMENT	14,745	3,777	3,777	3,777
06-466-4499 PAYMENTS-CAPITAL FINANCE FUND	<u>0</u>	<u>242,565</u>	<u>307,123</u>	<u>177,212</u>
TOTAL SERVICES	1,502,390	1,899,037	1,836,131	1,833,684
CAPITAL OUTLAY				
06-466-4511 LAND	0	0	0	0
06-466-4521 BUILDINGS	0	0	0	0
06-466-4531 IMPROVEMENTS	0	50,000	1,053	55,000
06-466-4534 INTERNAL FINANCED IMPROVEMENTS	0	0	0	536,000
06-466-4541 MACHINERY & EQUIPMENT	0	0	0	0
06-466-4551 MOTOR VEHICLES	<u>0</u>	<u>42,500</u>	<u>46,037</u>	<u>40,000</u>
TOTAL CAPITAL OUTLAY	0	92,500	47,090	631,000
OTHER				
06-466-4611 DEPRECIATION	267,166	0	0	0
06-466-4615 AMORT - LANDFILL CLOSURE COSTS	<u>45,166</u>	<u>0</u>	<u>0</u>	<u>0</u>
TOTAL OTHER	<u>312,332</u>	<u>0</u>	<u>0</u>	<u>0</u>
TOTAL SANITATION	2,344,185	2,599,529	2,581,777	3,103,606
	=====	=====	=====	=====

SWIMMING POOL DEPARTMENT

Expenditure Summary:

Account Category	Actual 2021-2022	Budgeted 2022-2023	Estimated 2022-2023	Proposed 2023-2024
4100 Personnel Services	\$30,730	\$44,122	\$44,022	\$44,122
4200 Supplies	\$11,104	\$13,650	\$15,087	\$14,150
4300 Maintenance	\$23,803	\$16,000	\$13,729	\$16,000
4400 Services	\$6,114	\$6,650	\$6,650	\$6,650
4500 Capital Outlay	\$0	\$15,000	\$10,000	\$15,000
TOTAL	\$ 71,751	\$ 95,422	\$ 89,488	\$ 95,922

Program Summary:

The Swimming Pool Department provides seasonal recreational services through the operation and maintenance of the swimming pool located in City Park. The activities involved in providing this service include the hiring and training of life guards, maintenance on equipment, and operation of a concession stand. Major maintenance and support services for this department are provided by the Park Department.

The overall mission of this Department is to maintain the swimming pool in a safe and clean operating condition for the enjoyment of the public.

Personnel Summary:

Position Classification	Authorized 2023-2024
Director	1
Head Lifeguard	1
Lifeguard	12
Total Part-time Positions	14

CITY OF LEVELLAND
 FORMAL BUDGET REPORT
 AS OF: SEPTEMBER 30TH, 2023

06 -ENTERPRISE
 SWIMMING POOL

	2021-2022	2022-2023	2022-2023	2023-2024
EXPENDITURES	ACTUAL	BUDGET	PROJECTED	BUDGET
PERSONNEL SERVICES				
06-467-4113 OPERATIONAL	0	0	0	0
06-467-4114 CASUAL	28,070	38,500	38,500	38,500
06-467-4115 OVERTIME	0	1,000	1,000	1,000
06-467-4121 WORKER'S COMPENSATION	0	1,000	1,000	1,000
06-467-4142 FICA	2,093	3,022	3,022	3,022
06-467-4151 WEARING APPAREL	566	600	500	600
06-467-4152 AUTO ALLOWANCE	0	0	0	0
06-467-4190 WC REIMBURSEMENT	0	0	0	0
06-467-4191 OTHER REIMBURSEMENTS	<u>0</u>	<u>0</u>	<u>0</u>	<u>0</u>
TOTAL PERSONNEL SERVICES	30,730	44,122	44,022	44,122
SUPPLIES				
06-467-4211 SUPPLIES	47	150	150	150
06-467-4213 MINOR TOOLS & EQUIPMENT	0	1,000	950	1,000
06-467-4215 FOOD	5,659	5,500	5,300	5,500
06-467-4216 LAUNDRY-CLEANING	180	500	500	500
06-467-4218 SAFETY SUPPLIES	0	500	500	500
06-467-4219 FURNISHINGS & FIXTURES	0	0	0	0
06-467-4221 CHEMICAL	4,843	4,500	4,900	5,000
06-467-4222 AGRICULTURAL AND BOTANICAL	375	500	300	500
06-467-4231 ALL OTHER	<u>0</u>	<u>1,000</u>	<u>2,487</u>	<u>1,000</u>
TOTAL SUPPLIES	11,104	13,650	15,087	14,150
REPAIRS & MAINTENANCE				
06-467-4321 BUILDINGS	9,425	10,000	8,185	10,000
06-467-4331 OTHER STRUCTURES	10,615	5,000	4,544	5,000
06-467-4341 MACHINERY	3,764	1,000	1,000	1,000
06-467-4391 SOFTWARE & COMPUTER MAINTENANC	<u>0</u>	<u>0</u>	<u>0</u>	<u>0</u>
TOTAL REPAIRS & MAINTENANCE	23,803	16,000	13,729	16,000
SERVICES				
06-467-4411 COMMUNICATIONS	518	500	500	500
06-467-4412 UTILITIES	3,787	3,000	3,000	3,000
06-467-4421 INSURANCE	124	150	150	150
06-467-4431 PROFESSIONAL SERVICES	1,624	2,500	2,500	2,500
06-467-4432 HIRE OF EQUIPMENT	0	0	0	0
06-467-4442 TRAINING	0	0	0	0
06-467-4481 ALL OTHER	62	500	500	500
06-467-4494 INTEREST PAYMENT	0	0	0	0
06-467-4499 PAYMENTS-CAPITAL FINANCE FUND	<u>0</u>	<u>0</u>	<u>0</u>	<u>0</u>
TOTAL SERVICES	6,114	6,650	6,650	6,650
CAPITAL OUTLAY				
06-467-4531 IMPROVEMENTS	0	15,000	10,000	15,000
06-467-4534 INTERNALLY FINANCED IMPROVEMEM	0	0	0	0

CITY OF LEVELLAND
 FORMAL BUDGET REPORT
 AS OF: SEPTEMBER 30TH, 2023

06 -ENTERPRISE
 SWIMMING POOL

EXPENDITURES	2021-2022 ACTUAL	2022-2023 BUDGET	2022-2023 PROJECTED	2023-2024 BUDGET
06-467-4541 MACHINERY & EQUIPMENT	<u>0</u>	<u>0</u>	<u>0</u>	<u>0</u>
TOTAL CAPITAL OUTLAY	0	15,000	10,000	15,000
<u>OTHER</u>				
06-467-4611 DEPRECIATION	<u>22,296</u>	<u>0</u>	<u>0</u>	<u>0</u>
TOTAL OTHER	<u>22,296</u>	<u>0</u>	<u>0</u>	<u>0</u>
TOTAL SWIMMING POOL	94,048	95,422	89,488	95,922
	=====	=====	=====	=====

CITY OF LEVELLAND
 FORMAL BUDGET REPORT
 AS OF: SEPTEMBER 30TH, 2023

06 -ENTERPRISE
 STREET LIGHTS

	2021-2022	2022-2023	2022-2023	2023-2024
EXPENDITURES	ACTUAL	BUDGET	PROJECTED	BUDGET
<hr/>				
<u>REPAIRS & MAINTENANCE</u>				
06-468-4331 OTHER STRUCTURES	0	0	0	0
06-468-4391 SOFTWARE & COMPUTER MAINTENANC	<u>0</u>	<u>0</u>	<u>0</u>	<u>0</u>
TOTAL REPAIRS & MAINTENANCE	0	0	0	0
<u>SERVICES</u>				
06-468-4412 UTILITIES	<u>213,706</u>	<u>195,000</u>	<u>220,326</u>	<u>220,000</u>
TOTAL SERVICES	<u>213,706</u>	<u>195,000</u>	<u>220,326</u>	<u>220,000</u>
TOTAL STREET LIGHTS	213,706	195,000	220,326	220,000
	=====	=====	=====	=====
TOTAL EXPENDITURES	6,387,477	6,813,888	7,136,302	7,696,933
	=====	=====	=====	=====
REVENUE OVER/(UNDER) EXPENDITURES	766,787	127,112	4,611	2,067
	=====	=====	=====	=====

CAPITAL FINANCING FUND SUMMARY

Balance October 1, 2022	\$416,362
--------------------------------	------------------

Estimated Revenues FY 2022-23	\$23,887
Estimated Loan Principal Repayments FY 2022-23	\$1,040,070
Funds Available FY 2022-23	\$1,480,319
Estimated Loans FY 2022-23	<u>\$202,479</u>

Estimated Operating Balance September 30, 2023	\$1,277,840
---	--------------------

Estimated Revenues FY 2023-24	\$23,500
Estimated Loan Principal Repayments FY 2023-24	\$217,129
Funds Available FY 2023-24	\$1,518,469
Estimated Loans FY 2023-24	<u>\$644,000</u>

Estimated Operating Balance September 30, 2024	\$874,469
---	------------------

Loan to General Fund

Parks: Mowers	\$ 60,000
Parks: Truck	<u>\$ 48,000</u>
Total Loans to General Fund	\$ 108,000

Loan to Enterprise Fund

Sanitation: Type IV Pit #3	\$ 536,000
----------------------------	------------

CITY OF LEVELLAND
 FORMAL BUDGET REPORT
 AS OF: SEPTEMBER 30TH, 2023

04 -CAPITAL EQUIPMENT

REVENUES	2021-2022 ACTUAL	2022-2023 BUDGET	2022-2023 PROJECTED	2023-2024 BUDGET
04-3125 BOND PROCEEDS	0	0	0	0
04-3332 INTEREST EARNED	26,327	2,500	23,887	23,500
04-3401 FEDERAL	0	0	0	0
04-3402 STATE	0	0	0	0
04-3403 LOCAL CONTRIBUTION	0	0	0	0
04-3411 LOAN REPAYMENT	0	521,435	1,040,070	217,129
04-3510 MISCELLANEOUS REVENUE	0	0	0	0
04-3511 INTERFUND TRANSFERS IN	1,225,074	0	0	0
04-3523 DELAYED RECEIPTS-RECEIVABLE	<u>0</u>	<u>0</u>	<u>0</u>	<u>0</u>
TOTAL REVENUES	1,251,401	523,935	1,063,957	240,629

CITY OF LEVELLAND
 FORMAL BUDGET REPORT
 AS OF: SEPTEMBER 30TH, 2023

04 -CAPITAL EQUIPMENT
 CAPITAL EQUIPMENT

EXPENDITURES	2021-2022 ACTUAL	2022-2023 BUDGET	2022-2023 PROJECTED	2023-2024 BUDGET
<hr/>				
<u>CAPITAL OUTLAY</u>				
04-441-4541 MACHINERY & EQUIPMENT	<u>0</u>	<u>0</u>	<u>0</u>	<u>0</u>
TOTAL CAPITAL OUTLAY	0	0	0	0
 <u>OTHER</u>				
04-441-4613 LOAN TO GENERAL FUND	246,778	0	202,479	108,000
04-441-4614 LOAN TO ENTERPRISE FUND	<u>470,000</u>	<u>0</u>	<u>0</u>	<u>536,000</u>
TOTAL OTHER	<u>716,778</u>	<u>0</u>	<u>202,479</u>	<u>644,000</u>
 TOTAL CAPITAL EQUIPMENT	716,778	0	202,479	644,000
	=====	=====	=====	=====
 TOTAL EXPENDITURES	716,778	0	202,479	644,000
	=====	=====	=====	=====
 REVENUE OVER/ (UNDER) EXPENDITURES	534,624	523,935	861,478	(403,371)
	=====	=====	=====	=====

INTEREST & REDEMPTION FUND

Balance October 1, 2022	\$2,072
Estimated Revenues FY 2022-23	\$2,414,273
Funds Available FY 2022-23	\$2,416,345
Estimated Expenditures FY 2022-23	<u>\$2,425,695</u>
Estimated Balance September 30, 2023	(\$9,350)
Estimated Revenues FY 2023-24	\$2,420,488
Funds Available FY 2023-24	\$2,411,138
Estimated Expenditures FY 2023-24	<u>\$2,435,901</u>
Estimated Balance September 30, 2024	(\$24,763)

CITY OF LEVELLAND
 FORMAL BUDGET REPORT
 AS OF: SEPTEMBER 30TH, 2023

07 -DEBT SERVICE FUND

REVENUES	2021-2022 ACTUAL	2022-2023 BUDGET	2022-2023 PROJECTED	2023-2024 BUDGET
07-3101 CURRENT TAX COLLECTIONS	412,966	258,046	258,046	265,738
07-3102 DELINQUENT TAX COLLECTIONS	14,346	7,500	9,005	7,500
07-3103 PENALTY INTEREST	8,945	1,000	4,870	1,000
07-3125 BOND PROCEEDS-OTHER SOURCES	0	0	0	0
07-3126 BOND PREMIUM	0	0	0	0
07-3332 INTEREST EARNED	653	750	854	750
07-3401 FEDERAL	0	0	0	0
07-3402 STATE	0	0	0	0
07-3403 LOCAL CONTRIBUTION	0	0	0	0
07-3405 LEDC 09 DEBT SRVC GRANT	101,217	140,000	140,000	140,000
07-3406 LCDC 13 CO DEBT SRVC GRANT	250,116	293,831	293,831	299,044
07-3510 MISCELLANEOUS REVENUE	0	0	0	0
07-3511 INTERFUND TRANSFERS IN	656,000	130,000	1,707,666	1,707,666
07-3523 DELAYED RECEIPTS-RECEIVABLE	<u>0</u>	<u>0</u>	<u>0</u>	<u>0</u>
TOTAL REVENUES	1,444,243	831,127	2,414,273	2,421,698

CITY OF LEVELLAND
 FORMAL BUDGET REPORT
 AS OF: SEPTEMBER 30TH, 2023

07 -DEBT SERVICE FUND
 DEBT SERVICE FUND

EXPENDITURES	2021-2022 ACTUAL	2022-2023 BUDGET	2022-2023 PROJECTED	2023-2024 BUDGET
<u>SERVICES</u>				
07-471-4431 PROFESSIONAL SERVICES	3,500	3,500	3,500	3,500
07-471-4491 TAX NOTE PRINCIPAL PAYMENT	615,000	0	0	0
07-471-4492 TAX NOTE INTEREST PAYMENTS	10,025	0	0	0
07-471-4493 BOND/CO PRINCIPAL PAYMENTS	700,000	720,000	1,665,000	1,360,000
07-471-4494 BOND/CO INTEREST PAYMENTS	137,791	122,929	755,595	1,070,801
07-471-4495 PAYING AGENT FEES	1,150	1,600	1,600	1,600
07-471-4496 BOND ISSUANCE COST	0	0	0	0
07-471-4497 ESCROW ACCT-DEBT SERVICE	0	0	0	0
07-471-4499 ESCROW ACCT-OTHER USES	0	0	0	0
TOTAL SERVICES	<u>1,467,466</u>	<u>848,029</u>	<u>2,425,695</u>	<u>2,435,901</u>
TOTAL DEBT SERVICE FUND	<u>1,467,466</u>	<u>848,029</u>	<u>2,425,695</u>	<u>2,435,901</u>
TOTAL EXPENDITURES	<u>1,467,466</u>	<u>848,029</u>	<u>2,425,695</u>	<u>2,435,901</u>
REVENUE OVER/ (UNDER) EXPENDITURES	(23,223)	(16,902)	(11,422)	(15,413)

DEBT SERVICE SCHEDULE

GENERAL OBLIGATION BONDS SERIES 2004 REFUNDED 2011-2012				CERTIFICATES OF OBLIGATION SERIES 2022 Waste Water Treatment Plant			CERTIFICATES OF OBLIGATION SERIES 2009 (LEDC) REFUNDED 2019			CERTIFICATES OF OBLIGATION SERIES 2013 (LCDC)		
Fiscal Year	Principal	Rate	Interest	Principal	Rate	Interest	Principal	Rate	Interest	Principal	Rate	Interest
2022 - 2023	\$ 235,000	2.500%	\$ 16,382	\$ 945,000	4.670%	\$ 632,665.97	\$ 265,000	1.810%	\$ 32,716	\$ 220,000	2.000%	\$ 73,831
2023 - 2024	\$ 245,000	2.625%	\$ 10,228	\$ 615,000	4.720%	\$ 963,655.00	\$ 270,000	1.810%	\$ 27,874	\$ 230,000	2.250%	\$ 69,044
2024 - 2025	\$ 255,000	2.750%	\$ 3,506	\$ 645,000	4.730%	\$ 934,627.00	\$ 270,000	1.810%	\$ 22,987	\$ 240,000	2.250%	\$ 63,756
2025 - 2026				\$ 675,000	4.740%	\$ 904,118.50	\$ 275,000	1.810%	\$ 18,055	\$ 245,000	2.500%	\$ 57,994
2026 - 2027				\$ 710,000	4.770%	\$ 872,123.50	\$ 280,000	1.810%	\$ 13,032	\$ 250,000	2.500%	\$ 51,806
2027 - 2028				\$ 740,000	4.800%	\$ 838,256.50	\$ 290,000	1.810%	\$ 7,874	\$ 255,000	2.500%	\$ 45,494
2028 - 2029				\$ 775,000	4.900%	\$ 802,736.50	\$ 290,000	1.810%	\$ 2,625	\$ 260,000	2.750%	\$ 38,731
2029 - 2030				\$ 815,000	4.950%	\$ 764,761.50				\$ 270,000	3.125%	\$ 30,938
2030 - 2031				\$ 855,000	4.970%	\$ 724,419.00				\$ 275,000	3.125%	\$ 22,422
2031 - 2032				\$ 900,000	5.000%	\$ 681,925.50				\$ 285,000	3.125%	\$ 13,672
2032 - 2033				\$ 945,000	5.080%	\$ 636,925.50				\$ 295,000	3.125%	\$ 4,609
2033 - 2034				\$ 990,000	5.130%	\$ 588,919.50						
2034 - 2035				\$ 1,040,000	5.180%	\$ 538,132.50						
2035 - 2036				\$ 1,095,000	5.230%	\$ 484,260.50						
2036 - 2037				\$ 1,150,000	5.280%	\$ 426,992.00						
2037 - 2038				\$ 1,215,000	5.330%	\$ 366,272.00						
2038 - 2039				\$ 1,280,000	5.380%	\$ 301,512.50						
2039 - 2040				\$ 1,345,000	5.430%	\$ 232,648.50						
2040 - 2041				\$ 1,420,000	5.450%	\$ 159,615.00						
2041 - 2042				\$ 1,495,000	5.500%	\$ 82,225.00						
Remaining	\$ 735,000		\$ 30,116	\$ 19,650,000		\$ 11,936,791.97	\$ 1,940,000		\$ 125,162	\$ 2,825,000		\$ 472,297

ANNUAL TOTALS

	Principal	Interest	TOTAL
2022 - 2023	\$1,665,000.00	\$755,594.98	\$2,420,594.98
2023 - 2024	\$1,360,000.00	\$1,070,800.76	\$2,430,800.76
2024 - 2025	\$1,410,000.00	\$1,024,876.26	\$2,434,876.26
2025 - 2026	\$1,195,000.00	\$980,167.01	\$2,175,167.01
2026 - 2027	\$1,240,000.00	\$936,961.76	\$2,176,961.76
2027 - 2028	\$1,285,000.00	\$891,623.76	\$2,176,623.76
2028 - 2029	\$1,325,000.00	\$844,092.26	\$2,169,092.26
2029 - 2030	\$1,085,000.00	\$795,699.01	\$1,880,699.01
2030 - 2031	\$1,130,000.00	\$746,840.88	\$1,876,840.88
2031 - 2032	\$1,185,000.00	\$695,597.38	\$1,880,597.38
2032 - 2033	\$1,240,000.00	\$641,534.88	\$1,881,534.88
2033 - 2034	\$990,000.00	\$588,919.50	\$1,578,919.50
2034 - 2035	\$1,040,000.00	\$538,132.50	\$1,578,132.50
2035 - 2036	\$1,095,000.00	\$484,260.50	\$1,579,260.50
2036 - 2037	\$1,150,000.00	\$426,992.00	\$1,576,992.00
2037 - 2038	\$1,215,000.00	\$366,272.00	\$1,581,272.00
2038 - 2039	\$1,280,000.00	\$301,512.50	\$1,581,512.50
2039 - 2040	\$1,345,000.00	\$232,648.50	\$1,577,648.50
2040 - 2041	\$1,420,000.00	\$159,615.00	\$1,579,615.00
2041 - 2042	\$1,495,000.00	\$82,225.00	\$1,577,225.00
	\$14,120,000	\$9,383,789	\$23,503,789

WASTEWATER SYSTEM IMPROVEMENT FUND

Balance October 1, 2022	\$2,442,410
Estimated Revenues FY 2022-23	(\$328,458)
Funds Available FY 2022-23	\$2,113,952
Estimated Expenditures FY 2022-23	<u>\$428,817</u>
Estimated Balance September 30, 2023	\$1,685,135
Estimated Revenues FY 2023-24	\$181,334
Funds Available FY 2023-24	\$1,866,469
Estimated Expenditures FY 2023-24	<u>\$430,000</u>
Estimated Balance September 30, 2024	\$1,436,469

CITY OF LEVELLAND
 FORMAL BUDGET REPORT
 AS OF: SEPTEMBER 30TH, 2023

26 -WASTEWATER SYSTEM IMPROVE

REVENUES	2021-2022 ACTUAL	2022-2023 BUDGET	2022-2023 PROJECTED	2023-2024 BUDGET
26-3103 PENALTIES	4,722	4,000	11,000	9,000
26-3125 BOND PROCEEDS	0	0	0	0
26-3332 INTEREST EARNED	17,403	10,000	676,537	550,000
26-3401 FEDERAL	0	0	0	0
26-3402 STATE	0	0	0	0
26-3403 LOCAL CONTRIBUTION	0	0	0	0
26-3404 DEVELOPERS CONTRIBUTION	0	0	0	0
26-3405 COUNTY (EVENTS SEWER LINE)	0	0	0	0
26-3406 COUNTY (AIRPORT SEWER LINE)	0	0	0	0
26-3510 MISCELLANEOUS REVENUE	320,000	320,000	8,558	320,000
26-3511 INTERFUND TRANSFERS IN	0	0	0	0
26-3512 INTERFUND TRANSFERS OUT	0	0	(1,577,666)	(1,577,666)
26-3515 SALE OF ASSETS	0	0	0	0
26-3602 WASTEWATER REVENUE	242,463	220,000	553,113	880,000
26-3608 UTILITY LONG/SHORT	<u>0</u>	<u>0</u>	<u>0</u>	<u>0</u>
TOTAL REVENUES	584,588	554,000	(328,458)	181,334

CITY OF LEVELLAND
FORMAL BUDGET REPORT
AS OF: SEPTEMBER 30TH, 2023

26 -WASTEWATER SYSTEM IMPROVE
WASTEWATER SYSTEM

EXPENDITURES	2021-2022 ACTUAL	2022-2023 BUDGET	2022-2023 PROJECTED	2023-2024 BUDGET
<u>SUPPLIES</u>				
26-483-4213 MINOR TOOLS & EQUIPMENT	0	0	0	0
26-483-4221 CHEMICALS	<u>0</u>	<u>0</u>	<u>0</u>	<u>0</u>
TOTAL SUPPLIES	0	0	0	0
<u>REPAIRS & MAINTENANCE</u>				
26-483-4321 BUILDINGS	0	0	0	0
26-483-4331 OTHER STRUCTURES	0	0	0	0
26-483-4341 MACHINERY	0	0	0	0
26-483-4361 OTHER EQUIPMENT	<u>0</u>	<u>0</u>	<u>0</u>	<u>0</u>
TOTAL REPAIRS & MAINTENANCE	0	0	0	0
<u>SERVICES</u>				
26-483-4431 PROFESSIONAL SERVICES	<u>0</u>	<u>0</u>	<u>0</u>	<u>0</u>
TOTAL SERVICES	0	0	0	0
<u>CAPITAL OUTLAY</u>				
26-483-4511 LAND	0	0	0	0
26-483-4521 BUILDINGS	0	0	0	0
26-483-4531 IMPROVEMENTS	0	0	428,816	430,000
26-483-4533 SEWER MAINS	0	0	0	0
26-483-4541 MACHINERY & EQUIPMENT	<u>0</u>	<u>0</u>	<u>0</u>	<u>0</u>
TOTAL CAPITAL OUTLAY	0	0	428,816	430,000
<u>OTHER</u>				
26-483-4610 BAD DEBT EXPENSE	<u>1,016</u>	<u>0</u>	<u>0</u>	<u>0</u>
TOTAL OTHER	<u>1,016</u>	<u>0</u>	<u>0</u>	<u>0</u>
TOTAL WASTEWATER SYSTEM	<u>1,016</u>	<u>0</u>	<u>428,816</u>	<u>430,000</u>
TOTAL EXPENDITURES	<u>1,016</u>	<u>0</u>	<u>428,816</u>	<u>430,000</u>
REVENUE OVER/ (UNDER) EXPENDITURES	<u>583,572</u>	<u>554,000</u>	<u>(757,274)</u>	<u>(248,666)</u>

WATER SYSTEM IMPROVEMENT FUND

Balance October 1, 2022	\$102,196
--------------------------------	------------------

Estimated Revenues FY 2022-23	\$64,862
-------------------------------	----------

Funds Available FY 2022-23	\$167,058
----------------------------	-----------

Estimated Expenditures FY 2022-23	<u>\$0</u>
-----------------------------------	------------

Estimated Balance September 30, 2023	\$167,058
---	------------------

Estimated Revenues FY 2023-24	\$64,200
-------------------------------	----------

Funds Available FY 2023-24	\$231,258
----------------------------	-----------

Estimated Expenditures FY 2023-24	<u>\$0</u>
-----------------------------------	------------

Estimated Balance September 30, 2024	\$231,258
---	------------------

CITY OF LEVELLAND
 FORMAL BUDGET REPORT
 AS OF: SEPTEMBER 30TH, 2023

31 -WATER IMPROVEMENT FUND

REVENUES	2021-2022 ACTUAL	2022-2023 BUDGET	2022-2023 PROJECTED	2023-2024 BUDGET
31-3103 PENALTIES	1,320	1,000	1,233	1,200
31-3332 INTEREST EARNED	1,663	700	4,545	3,000
31-3511 INTERFUND TRANSFERS IN	0	0	0	0
31-3512 INTERFUND TRANSFERS OUT	(147,799)	0	0	0
31-3602 WATER IMPROVEMENT REVENUE	<u>59,442</u>	<u>60,000</u>	<u>59,084</u>	<u>60,000</u>
TOTAL REVENUES	(85,374)	61,700	64,863	64,200

CITY OF LEVELLAND
 FORMAL BUDGET REPORT
 AS OF: SEPTEMBER 30TH, 2023

31 -WATER IMPROVEMENT FUND
 WATER SYSTEM IMPROVEMENT

EXPENDITURES	2021-2022 ACTUAL	2022-2023 BUDGET	2022-2023 PROJECTED	2023-2024 BUDGET
<hr/>				
OTHER				
31-479-4610 BAD DEBT EXPENSE	<u>466</u>	<u>0</u>	<u>0</u>	<u>0</u>
TOTAL OTHER	<u>466</u>	<u>0</u>	<u>0</u>	<u>0</u>
TOTAL WATER SYSTEM IMPROVEMENT	<u>466</u>	<u>0</u>	<u>0</u>	<u>0</u>
TOTAL EXPENDITURES	<u>466</u>	<u>0</u>	<u>0</u>	<u>0</u>
REVENUE OVER/(UNDER) EXPENDITURES	(85,840)	61,700	64,863	64,200

TAX INCREMENT FINANCING FUNDS

FUND SUMMARIES

	TIF #1 Fund 33	TIF #2 Fund 40
Balance October 1, 2022	\$291,211	\$1,334
Estimated Revenues FY 2022-23	\$218,901	\$145,087
Funds Available FY 2022-23	\$510,112	\$146,421
Estimated Expenditures FY 2022-23	\$225,117	\$140,000
Estimated Balance September 30, 2023	\$284,995	\$6,421
Estimated Revenues FY 2023-24	\$217,500	\$140,060
Funds Available FY 2023-24	\$502,495	\$146,481
Estimated Expenditures FY 2023-24	\$0	\$140,000
Estimated Balance September 30, 2024	\$502,495	\$6,481

CITY OF LEVELLAND
 FORMAL BUDGET REPORT
 AS OF: SEPTEMBER 30TH, 2023

33 -TAX INCREMENT FINANCING 1

REVENUES	2021-2022 ACTUAL	2022-2023 BUDGET	2022-2023 PROJECTED	2023-2024 BUDGET
33-3101 CURRENT TAX COLLECTIONS	152,534	160,000	202,834	200,000
33-3102 DELINQUENT TAX COLLECTIONS	0	0	0	0
33-3103 PENALTY INTEREST	0	0	0	0
33-3332 INTEREST EARNED	3,004	1,000	16,067	10,000
33-3404 DEVELOPERS CONTRIBUTION	240,000	7,500	0	7,500
33-3511 LOAN PROCEEDS-GENERAL FUND	0	0	0	0
33-3512 REPAYMENT OF GF LOAN	(279,614)	0	0	0
TOTAL REVENUES	115,924	168,500	218,901	217,500

CITY OF LEVELLAND
 FORMAL BUDGET REPORT
 AS OF: SEPTEMBER 30TH, 2023

33 -TAX INCREMENT FINANCING 1

TAX INCREMENT FINANCING

	2021-2022	2022-2023	2022-2023	2023-2024
EXPENDITURES	ACTUAL	BUDGET	PROJECTED	BUDGET
<hr/>				
<u>SERVICES</u>				
33-491-4431 PROFESSIONAL SERVICES	0	0	0	0
33-491-4441 TRAVEL & MEETINGS	0	0	0	0
33-491-4481 ALL OTHER	0	0	0	0
33-491-4493 NOTE PAYMENT	0	0	0	0
33-491-4494 INTEREST	<u>0</u>	<u>0</u>	<u>0</u>	<u>0</u>
TOTAL SERVICES	0	0	0	0
<u>CAPITAL OUTLAY</u>				
33-491-4511 LAND	0	0	0	0
33-491-4531 IMPROVEMENTS	614,076	0	225,117	0
33-491-4532 WATER MAINS	0	0	0	0
33-491-4533 SEWER MAINS	<u>0</u>	<u>0</u>	<u>0</u>	<u>0</u>
TOTAL CAPITAL OUTLAY	<u>614,076</u>	<u>0</u>	<u>225,117</u>	<u>0</u>
TOTAL TAX INCREMENT FINANCING	614,076	0	225,117	0
	=====	=====	=====	=====
TOTAL EXPENDITURES	614,076	0	225,117	0
	=====	=====	=====	=====
REVENUE OVER/ (UNDER) EXPENDITURES	(498,152)	168,500	(6,216)	217,500
	=====	=====	=====	=====

CITY OF LEVELLAND
 FORMAL BUDGET REPORT
 AS OF: SEPTEMBER 30TH, 2023

40 -TAX INCREMENT FINANCING 2

	2021-2022	2022-2023	2022-2023	2023-2024
REVENUES	ACTUAL	BUDGET	PROJECTED	BUDGET
40-3101 CURRENT TAX COLLECTIONS	176,304	165,000	145,000	140,000
40-3102 DELINQUENT TAX COLLECTIONS	0	0	0	0
40-3103 PENALTY INTEREST	0	0	0	0
40-3332 INTEREST EARNED	9	5	87	60
40-3404 DEVELOPERS CONTRIBUTION	0	0	0	0
40-3511 INTERFUND TRANSFERS IN	0	0	0	0
40-3512 PAYMENTS ON 2009 COs	(176,000)	(165,000)	(140,000)	(140,000)
TOTAL REVENUES	313	5	5,087	60

CITY OF LEVELLAND
 FORMAL BUDGET REPORT
 AS OF: SEPTEMBER 30TH, 2023

40 -TAX INCREMENT FINANCING 2
 TIF 2

	2021-2022	2022-2023	2022-2023	2023-2024
EXPENDITURES	ACTUAL	BUDGET	PROJECTED	BUDGET
<hr/>				
<u>SERVICES</u>				
40-440-4431 PROFESSIONAL SERVICES	0	0	0	0
40-440-4481 ALL OTHER	0	0	0	0
40-440-4493 NOTE PAYMENT	0	0	0	0
40-440-4494 INTEREST	<u>0</u>	<u>0</u>	<u>0</u>	<u>0</u>
TOTAL SERVICES	<u>0</u>	<u>0</u>	<u>0</u>	<u>0</u>
 TOTAL TIF 2	 0	 0	 0	 0
	=====	=====	=====	=====
 TOTAL EXPENDITURES	 0	 0	 0	 0
	=====	=====	=====	=====
 REVENUE OVER/ (UNDER) EXPENDITURES	 313	 5	 5,087	 60
	=====	=====	=====	=====

CIVIC IMPROVEMENT FUND SUMMARY

Balance October 1, 2022	\$191,911
Estimated Revenues FY 2022-23	\$14,086
Funds Available FY 2022-23	\$205,997
Estimated Expenditures FY 2022-23	<u>\$17,290</u>
Estimated Balance September 30, 2023	\$188,707
Estimated Revenues FY 2023-24	\$13,000
Funds Available FY 2023-24	\$201,707
Estimated Expenditures FY 2023-24	<u>\$23,075</u>
Estimated Balance September 30, 2024	\$178,632

CITY OF LEVELLAND
 FORMAL BUDGET REPORT
 AS OF: SEPTEMBER 30TH, 2023

08 -CIVIC IMPROVEMENT

REVENUES	2021-2022 ACTUAL	2022-2023 BUDGET	2022-2023 PROJECTED	2023-2024 BUDGET
08-3125 BOND PROCEEDS	0	0	0	0
08-3330 RENTS	8,660	7,000	9,540	9,000
08-3332 INTEREST EARNED	1,249	400	4,526	4,000
08-3401 FEDERAL	0	0	0	0
08-3402 STATE	0	0	0	0
08-3403 LOCAL CONTRIBUTION	0	0	0	0
08-3510 MISCELLANEOUS REVENUE	12,113	0	20	0
08-3511 INTERFUND TRANSFERS IN	0	0	0	0
08-3523 DELAYED RECEIPTS-RECEIVABLE	<u>0</u>	<u>0</u>	<u>0</u>	<u>0</u>
TOTAL REVENUES	22,022	7,400	14,086	13,000

CITY OF LEVELLAND
 FORMAL BUDGET REPORT
 AS OF: SEPTEMBER 30TH, 2023

08 -CIVIC IMPROVEMENT
 CIVIC IMPROVEMENT

EXPENDITURES	2021-2022 ACTUAL	2022-2023 BUDGET	2022-2023 PROJECTED	2023-2024 BUDGET
<u>SUPPLIES</u>				
08-481-4213 MINOR TOOLS & EQUIPMENT	0	0	0	0
08-481-4219 FURNISHINGS & FIXTURES	798	3,000	4,948	3,000
08-481-4231 ALL OTHER	<u>0</u>	<u>0</u>	<u>0</u>	<u>0</u>
TOTAL SUPPLIES	798	3,000	4,948	3,000
<u>REPAIRS & MAINTENANCE</u>				
08-481-4321 BUILDINGS	<u>700</u>	<u>10,000</u>	<u>0</u>	<u>10,000</u>
TOTAL REPAIRS & MAINTENANCE	700	10,000	0	10,000
<u>SERVICES</u>				
08-481-4412 UTILITIES	9,390	10,000	12,255	10,000
08-481-4413 ADVERTISING	0	0	0	0
08-481-4431 PROFESSIONAL SERVICES	48	75	87	75
08-481-4432 HIRE OF EQUIPMENT	0	0	0	0
08-481-4441 TRAVEL & MEETINGS	0	0	0	0
08-481-4461 CONTRIBUTIONS	0	0	0	0
08-481-4481 ALL OTHER	<u>0</u>	<u>0</u>	<u>0</u>	<u>0</u>
TOTAL SERVICES	9,438	10,075	12,342	10,075
<u>CAPITAL OUTLAY</u>				
08-481-4511 LAND	0	0	0	0
08-481-4521 BUILDINGS	0	0	0	0
08-481-4531 IMPROVEMENTS	13,799	0	0	0
08-481-4541 MACHINERY & EQUIPMENT	0	0	0	0
08-481-4542 STREET SIGNS	<u>0</u>	<u>0</u>	<u>0</u>	<u>0</u>
TOTAL CAPITAL OUTLAY	<u>13,799</u>	<u>0</u>	<u>0</u>	<u>0</u>
TOTAL CIVIC IMPROVEMENT	24,736	23,075	17,290	23,075
	=====	=====	=====	=====
TOTAL EXPENDITURES	24,736	23,075	17,290	23,075
	=====	=====	=====	=====
REVENUE OVER/ (UNDER) EXPENDITURES	(2,714)	(15,675)	(3,204)	(10,075)
	=====	=====	=====	=====

HOTEL OCCUPANCY TAX

Balance October 1, 2022	\$248,790
Estimated Revenues FY 2022-23	\$151,914
Funds Available FY 2022-23	\$400,704
Estimated Expenditures FY 2022-23	<u>\$107,732</u>
Estimated Operating Balance September 30, 2023	\$292,972
Estimated Revenues FY 2023-24	\$145,000
Funds Available FY 2023-24	\$437,972
Estimated Expenditures FY 2023-24	<u>\$175,000</u>
Estimated Balance September 30, 2024	\$262,972

CITY OF LEVELLAND
 FORMAL BUDGET REPORT
 AS OF: SEPTEMBER 30TH, 2023

12 -MOTEL OCCUPANCY TAX FUND

REVENUES	2021-2022 ACTUAL	2022-2023 BUDGET	2022-2023 PROJECTED	2023-2024 BUDGET
12-3110 MOTEL OCCUPANCY TAX	213,815	160,000	140,000	140,000
12-3125 BOND PROCEEDS	0	0	0	0
12-3332 INTEREST EARNED	1,778	500	11,914	5,000
12-3401 FEDERAL	0	0	0	0
12-3402 STATE	11,738	0	0	0
12-3403 LOCAL CONTRIBUTION	0	0	0	0
12-3510 MISCELLANEOUS REVENUE	0	0	0	0
12-3511 INTERFUND TRANSFERS IN	0	0	0	0
12-3523 DELAYED RECEIPTS-RECEIVABLE	<u>0</u>	<u>0</u>	<u>0</u>	<u>0</u>
TOTAL REVENUES	227,331	160,500	151,914	145,000

CITY OF LEVELLAND
FORMAL BUDGET REPORT
AS OF: SEPTEMBER 30TH, 2023

12 -MOTEL OCCUPANCY TAX FUND
MOTEL OCCUPANCY TAX

EXPENDITURES	2021-2022 ACTUAL	2022-2023 BUDGET	2022-2023 PROJECTED	2023-2024 BUDGET
<hr/>				
<u>REPAIRS & MAINTENANCE</u>				
12-484-4321 BUILDINGS	<u>0</u>	<u>0</u>	<u>0</u>	<u>0</u>
TOTAL REPAIRS & MAINTENANCE	0	0	0	0
<u>SERVICES</u>				
12-484-4413 TOURISM PROMOTION	103,722	142,040	104,032	170,000
12-484-4431 PROFESSIONAL SERVICES	4,545	5,000	1,500	5,000
12-484-4481 ALL OTHER	0	0	0	0
12-484-4483 TX EVENT TRUST FUND GRANT	<u>0</u>	<u>0</u>	<u>2,200</u>	<u>0</u>
TOTAL SERVICES	108,267	147,040	107,732	175,000
<u>CAPITAL OUTLAY</u>				
12-484-4521 BUILDINGS	<u>0</u>	<u>0</u>	<u>0</u>	<u>0</u>
TOTAL CAPITAL OUTLAY	<u>0</u>	<u>0</u>	<u>0</u>	<u>0</u>
TOTAL MOTEL OCCUPANCY TAX	108,267	147,040	107,732	175,000
	=====	=====	=====	=====
TOTAL EXPENDITURES	108,267	147,040	107,732	175,000
	=====	=====	=====	=====
REVENUE OVER/ (UNDER) EXPENDITURES	119,064	13,460	44,182	(30,000)
	=====	=====	=====	=====

Attachment A
Chamber of Commerce
Budgeted Hotel Tax Fund Items
FY 2023-2024

	Budgeted	Projected	Proposed
CHAMBER OF COMMERCE ACTIVITIES	2022-2023	2022-2023	2023-2024
Travel Host Ad	\$540	\$0	\$0
Texas Travel Industry	\$2,000	\$2,000	\$2,000
Motel Tax Administration	\$20,000	\$20,000	\$20,000
Texas Lodging Association	\$1,700	\$1,700	\$1,700
Film Friendly Texas	\$1,000	\$1,000	\$1,000
Texas Plains Trail Membership	\$2,000	\$0	\$0
Professional Services (Economic Impact Studies) Event Trust	\$5,000	\$1,000	\$5,000
Event Marketing & Coordination	\$70,000	\$70,000	\$75,530
TOTAL CHAMBER ACTIVITIES	\$102,240	\$95,700	\$105,230
OTHER			
ABC Rodeo	\$3,500	\$3,500	\$3,500
Little Dribblers National Tournament	\$0	\$0	\$34,000
Christmas Cash Classic Pig Show	\$4,800	\$3,500	\$3,500
Clovis Horse Sale (2 events at \$5,000 each)	\$10,000	\$10,000	\$10,000
Golden Spread Steer & Heifer Show	\$5,000	\$5,000	\$5,000
Junior Rodeo Cowboy Assn Finals	\$6,800	\$3,700	\$4,700
Kicker Arena Cross Show	\$8,500	\$0	\$0
Fearless Champions Steer & Heifer Show - July 2024	\$0	\$0	\$2,300
Petticoats on the Prairie	\$2,400	\$1,300	\$1,300
Texan Booster Club/UIIL Track & Field (1 & 2 A)	\$3,800	\$3,800	\$5,000
TOTAL OTHER	\$44,800	\$30,800	\$69,300
TOTAL	\$147,040	\$126,500	\$174,530

PARK DONATION FUND SUMMARY

Balance October 1, 2022	\$90,137
Estimated Revenues FY 2022-23	\$56,489
Funds Available FY 2022-23	\$146,627
Estimated Expenditures FY 2022-23	<u>\$0</u>
Estimated Balance September 30, 2023	\$146,627
Estimated Revenues FY 2023-24	\$54,500
Funds Available FY 2023-24	\$201,127
Estimated Expenditures FY 2023-24	<u>\$15,300</u>
Estimated Balance September 30, 2024	\$185,827

CITY OF LEVELLAND
 FORMAL BUDGET REPORT
 AS OF: SEPTEMBER 30TH, 2023

17 -PARK CONTRIBUTION

REVENUES	2021-2022 ACTUAL	2022-2023 BUDGET	2022-2023 PROJECTED	2023-2024 BUDGET
17-3117 PARK DONATIONS	46,610	45,000	53,878	52,000
17-3125 BOND PROCEEDS	0	0	0	0
17-3332 INTEREST EARNED	635	400	2,611	2,500
17-3401 FEDERAL	0	0	0	0
17-3402 STATE	0	0	0	0
17-3403 LOCAL CONTRIBUTION	0	0	0	0
17-3510 MISCELLANEOUS REVENUE	0	0	0	0
17-3511 INTERFUND TRANSFERS IN	0	0	0	0
17-3512 INTERFUND TRANSFERS OUT	0	0	0	0
17-3523 DELAYED RECEIPTS-RECEIVABLE	<u>0</u>	<u>0</u>	<u>0</u>	<u>0</u>
TOTAL REVENUES	47,245	45,400	56,489	54,500

CITY OF LEVELLAND
 FORMAL BUDGET REPORT
 AS OF: SEPTEMBER 30TH, 2023

17 -PARK CONTRIBUTION
 VOLUNTARY PARK CONTRIBUTION FU

EXPENDITURES	2021-2022 ACTUAL	2022-2023 BUDGET	2022-2023 PROJECTED	2023-2024 BUDGET
<u>SUPPLIES</u>				
17-488-4213 MINOR TOOLS & EQUIPMENT	0	0	0	0
17-488-4219 FURNISHINGS & FIXTURES	0	0	0	0
17-488-4222 AGRICULTURE & BOTANICAL	<u>0</u>	<u>0</u>	<u>0</u>	<u>0</u>
TOTAL SUPPLIES	0	0	0	0
<u>REPAIRS & MAINTENANCE</u>				
17-488-4331 OTHER STRUCTURES	<u>0</u>	<u>0</u>	<u>0</u>	<u>0</u>
TOTAL REPAIRS & MAINTENANCE	0	0	0	0
<u>SERVICES</u>				
17-488-4431 PROFESSIONAL SERVICES	0	0	0	0
17-488-4481 ALL OTHER	0	0	0	0
17-488-4491 PARK IMPROVEMENTS	<u>0</u>	<u>0</u>	<u>0</u>	<u>0</u>
TOTAL SERVICES	0	0	0	0
<u>CAPITAL OUTLAY</u>				
17-488-4531 IMPROVEMENTS	<u>0</u>	<u>0</u>	<u>0</u>	<u>15,300</u>
TOTAL CAPITAL OUTLAY	<u>0</u>	<u>0</u>	<u>0</u>	<u>15,300</u>
TOTAL VOLUNTARY PARK CONTRIBUTION FU	0	0	0	15,300
	=====	=====	=====	=====
TOTAL EXPENDITURES	0	0	0	15,300
	=====	=====	=====	=====
REVENUE OVER/(UNDER) EXPENDITURES	47,245	45,400	56,489	39,200
	=====	=====	=====	=====

MAIN STREET FUND

Balance October 1, 2022	\$40,303
--------------------------------	-----------------

Estimated Revenues FY 2022-23	\$112,580
-------------------------------	-----------

Funds Available FY 2022-23	\$152,883
----------------------------	-----------

Estimated Expenditures FY 2022-23	<u>\$40,923</u>
-----------------------------------	-----------------

Estimated Balance September 30, 2023	\$111,960
---	------------------

Estimated Revenues FY 2023-24	\$0
-------------------------------	-----

Funds Available FY 2023-24	\$111,960
----------------------------	-----------

Estimated Expenditures FY 2023-24	<u>\$0</u>
-----------------------------------	------------

Estimated Balance September 30, 2024	\$111,960
---	------------------

CITY OF LEVELLAND
 FORMAL BUDGET REPORT
 AS OF: SEPTEMBER 30TH, 2023

45 -MAIN STREET ACTIVITIES

REVENUES	2021-2022 ACTUAL	2022-2023 BUDGET	2022-2023 PROJECTED	2023-2024 BUDGET
45-3332 INTEREST INCOME	260	0	1,339	0
45-3520 FOR MAIN STREET ACTIVITIES	36,362	0	69,088	0
45-3525 MAIN STREET ENDOWMENT GIFTS	0	0	0	0
45-3530 LADIES NIGHT OUT DONATIONS	3,850	0	3,865	0
45-3531 CHRISTMAS LIGHTING DONATIONS	0	0	0	0
45-3532 XMAS ON THE SQUARE DONATIONS	0	0	1,123	0
45-3533 TRUNK OR TREAT DONATIONS	0	0	0	0
45-3534 MOVIE ON THE SQUARE DONATIONS	0	0	0	0
45-3535 DOWNTOWN SOUNDS DONATIONS	0	0	0	0
45-3536 PEDESTRIAN SIGN DONATIONS	675	0	300	0
45-3537 TRASH CAN DONATIONS	0	0	0	0
45-3538 MEMORIAL BENCH DONATIONS	0	0	0	0
45-3539 SIP N SWIRL DONATIONS	<u>11,066</u>	<u>0</u>	<u>36,866</u>	<u>0</u>
TOTAL REVENUES	52,213	0	112,581	0

CITY OF LEVELLAND
 FORMAL BUDGET REPORT
 AS OF: SEPTEMBER 30TH, 2023

45 -MAIN STREET ACTIVITIES
 MAIN STREET ACTIVITIES

EXPENDITURES	2021-2022 ACTUAL	2022-2023 BUDGET	2022-2023 PROJECTED	2023-2024 BUDGET
<u>SUPPLIES</u>				
45-418-4260 MAIN STREET ACTIVITIES	4,404	0	13,219	0
45-418-4270 LADIES NIGHT OUT	1,253	0	814	0
45-418-4271 CHRISTMAS LIGHTING	348	0	0	0
45-418-4272 XMAS ON THE SQUARE	286	0	4,874	0
45-418-4273 TRUNK OR TREAT	0	0	1,436	0
45-418-4274 MOVIE ON THE SQUARE	0	0	0	0
45-418-4275 DOWNTOWN SOUNDS	0	0	500	0
45-418-4276 PEDESTRIAN SIGNS	247	0	220	0
45-418-4277 TRASH CANS DOWNTOWN	220	0	0	0
TOTAL SUPPLIES	6,757	0	21,063	0
<u>REPAIRS & MAINTENANCE</u>				
45-418-4350 MAIN STREET RAFFLE	0	0	0	0
45-418-4351 LEVELLAND SIP & SWIRL	20,164	0	7,410	0
TOTAL REPAIRS & MAINTENANCE	20,164	0	7,410	0
<u>SERVICES</u>				
45-418-4460 MAIN STREET ACTIVITIES	18,323	0	11,932	0
45-418-4465 MAIN STREET ENDOWMENT GIFTS	0	0	0	0
45-418-4470 LADIES NIGHT OUT	500	0	29	0
45-418-4471 CHRISTMAS LIGHTING	4,300	0	0	0
45-418-4472 XMAS ON THE SQUARE	184	0	0	0
45-418-4473 TRUNK OR TREAT	0	0	0	0
45-418-4474 MOVIE ON THE SQUARE	0	0	0	0
45-418-4475 DOWNTOWN SOUNDS	0	0	0	0
45-418-4476 PEDESTRIAN SIGNS	997	0	80	0
45-418-4477 TRASH CANS DOWNTOWN	0	0	0	0
45-418-4478 MEMORIAL BENCHES DT	0	0	409	0
TOTAL SERVICES	24,304	0	12,450	0
TOTAL MAIN STREET ACTIVITIES	51,225	0	40,923	0
	=====	=====	=====	=====
TOTAL EXPENDITURES	51,225	0	40,923	0
	=====	=====	=====	=====
REVENUE OVER/ (UNDER) EXPENDITURES	988	0	71,658	0
	=====	=====	=====	=====

COURT SPECIAL FUNDS

	09 Building Security	10 Time Payment	13 Court Technology	46 Local Truancy Prevention
Balance October 1, 2022	\$18,930	\$4,929	\$7,085	\$11,448
Estimated Revenues FY 2022-23	\$4,673	\$262	\$3,458	\$4,457
Building Security	\$3,834	\$0	\$0	\$0
Time Payment Fee	\$0	\$45	\$0	\$0
Court Computer Fund	\$0	\$0	\$3,140	\$0
Truancy Fee	\$0	\$0	\$0	\$3,906
Interest	\$838	\$217	\$318	\$551
Funds Available FY 2022-23	\$23,603	\$5,191	\$10,543	\$15,905
Estimated Expenditures FY 2022-23	\$5,745	\$0	\$862	\$0
Estimated Balance September 30, 2023	\$17,858	\$5,191	\$9,681	\$15,905
Estimated Revenues FY 2023-24	\$0	\$0	\$0	\$0
Seized Funds	\$0	\$0	\$0	\$0
Fines & Court Costs	\$0	\$0	\$0	\$0
State / Federal	\$0	\$0	\$0	\$0
Interest	\$0	\$0	\$0	\$0
Funds Available FY 2023-24	\$17,858	\$5,191	\$9,681	\$15,905
Estimated Expenditures FY 2023-24	\$0	\$0	\$0	\$0
Estimated Balance September 30, 2024	\$17,858	\$5,191	\$9,681	\$15,905

These funds were established by state law and are specifically governed by those laws. Only the Municipal Judge may make decisions regarding the use of these funds, and only in accordance with purposes authorized by those laws.

CITY OF LEVELLAND
 FORMAL BUDGET REPORT
 AS OF: SEPTEMBER 30TH, 2023

09 -MUN COURT BLDG SECURITY

REVENUES	2021-2022 ACTUAL	2022-2023 BUDGET	2022-2023 PROJECTED	2023-2024 BUDGET
09-3125 BOND PROCEEDS	0	0	0	0
09-3234 BUILDING SECURITY	4,988	0	3,834	0
09-3332 INTEREST EARNED	138	0	838	0
09-3511 INTERFUND TRANSFERS IN	<u>0</u>	<u>0</u>	<u>0</u>	<u>0</u>
TOTAL REVENUES	5,126	0	4,673	0

CITY OF LEVELLAND
FORMAL BUDGET REPORT
AS OF: SEPTEMBER 30TH, 2023

09 -MUN COURT BLDG SECURITY
MUNICIPAL COURT SECURITY

EXPENDITURES	2021-2022 ACTUAL	2022-2023 BUDGET	2022-2023 PROJECTED	2023-2024 BUDGET
<u>PERSONNEL SERVICES</u>				
09-492-4113 OPERATIONAL	0	0	0	0
09-492-4115 OVERTIME	0	0	0	0
09-492-4121 WORKERS COMP	0	0	0	0
09-492-4122 GROUP INSURANCE	0	0	0	0
09-492-4141 RETIREMENT	0	0	0	0
09-492-4142 FICA	<u>0</u>	<u>0</u>	<u>0</u>	<u>0</u>
TOTAL PERSONNEL SERVICES	0	0	0	0
<u>SUPPLIES</u>				
09-492-4211 OFFICE SUPPLIES	0	0	0	0
09-492-4213 MINOR TOOLS & EQUIPMENT	0	0	415	0
09-492-4214 FUEL	0	0	0	0
09-492-4219 FURNISHINGS & FIXTURES	0	0	0	0
09-492-4231 ALL OTHER	<u>0</u>	<u>0</u>	<u>0</u>	<u>0</u>
TOTAL SUPPLIES	0	0	415	0
<u>REPAIRS & MAINTENANCE</u>				
09-492-4321 BUILDING	0	0	5,330	0
09-492-4351 MOTOR VEHICLES	<u>0</u>	<u>0</u>	<u>0</u>	<u>0</u>
TOTAL REPAIRS & MAINTENANCE	0	0	5,330	0
<u>SERVICES</u>				
09-492-4431 PROFESSIONAL SERVICES	0	0	0	0
09-492-4432 HIRE OF EQUIPMENT	0	0	0	0
09-492-4442 TRAINING	<u>0</u>	<u>0</u>	<u>0</u>	<u>0</u>
TOTAL SERVICES	0	0	0	0
<u>CAPITAL OUTLAY</u>				
09-492-4531 BUILDINGS	0	0	0	0
09-492-4541 MACHINERY & EQUIPMENT	<u>0</u>	<u>0</u>	<u>0</u>	<u>0</u>
TOTAL CAPITAL OUTLAY	<u>0</u>	<u>0</u>	<u>0</u>	<u>0</u>
TOTAL MUNICIPAL COURT SECURITY	0	0	5,745	0
	=====	=====	=====	=====
TOTAL EXPENDITURES	0	0	5,745	0
	=====	=====	=====	=====
REVENUE OVER/ (UNDER) EXPENDITURES	5,126	0	(1,072)	0
	=====	=====	=====	=====

CITY OF LEVELLAND
 FORMAL BUDGET REPORT
 AS OF: SEPTEMBER 30TH, 2023

10 -TIME PAYMENT COURT FEE

REVENUES	2021-2022 ACTUAL	2022-2023 BUDGET	2022-2023 PROJECTED	2023-2024 BUDGET
10-3125 BOND PROCEEDS	0	0	0	0
10-3235 TIME PAYMENT FEES - LOCAL	23	0	45	0
10-3332 INTEREST EARNED	<u>38</u>	<u>0</u>	<u>217</u>	<u>0</u>
TOTAL REVENUES	61	0	262	0

CITY OF LEVELLAND
 FORMAL BUDGET REPORT
 AS OF: SEPTEMBER 30TH, 2023

10 -TIME PAYMENT COURT FEE
 TIME PAYMENT FEE - LOCAL

EXPENDITURES	2021-2022 ACTUAL	2022-2023 BUDGET	2022-2023 PROJECTED	2023-2024 BUDGET
<hr/>				
<u>SUPPLIES</u>				
10-493-4211 OFFICE SUPPLIES	0	0	0	0
10-493-4213 MINOR TOOLS & EQUIPMENT	0	0	0	0
10-493-4219 FURNISHINGS & FIXTURES	0	0	0	0
10-493-4231 ALL OTHER	<u>0</u>	<u>0</u>	<u>0</u>	<u>0</u>
TOTAL SUPPLIES	0	0	0	0
<u>SERVICES</u>				
10-493-4413 ADVERTISING	0	0	0	0
10-493-4441 TRAVEL & MEETINGS	0	0	0	0
10-493-4442 TRAINING	0	0	0	0
10-493-4481 ALL OTHER	<u>0</u>	<u>0</u>	<u>0</u>	<u>0</u>
TOTAL SERVICES	0	0	0	0
<u>CAPITAL OUTLAY</u>				
10-493-4541 MACHINERY & EQUIPMENT	<u>0</u>	<u>0</u>	<u>0</u>	<u>0</u>
TOTAL CAPITAL OUTLAY	<u>0</u>	<u>0</u>	<u>0</u>	<u>0</u>
 TOTAL TIME PAYMENT FEE - LOCAL	 0	 0	 0	 0
	=====	=====	=====	=====
 TOTAL EXPENDITURES	 0	 0	 0	 0
	=====	=====	=====	=====
 REVENUE OVER/(UNDER) EXPENDITURES	 61	 0	 262	 0
	=====	=====	=====	=====

CITY OF LEVELLAND
 FORMAL BUDGET REPORT
 AS OF: SEPTEMBER 30TH, 2023

13 -COURT COMPUTER

REVENUES	2021-2022 ACTUAL	2022-2023 BUDGET	2022-2023 PROJECTED	2023-2024 BUDGET
13-3125 BOND PROCEEDS	0	0	0	0
13-3230 COURT COMPUTER FUND	4,139	0	3,140	0
13-3332 INTEREST EARNED	<u>53</u>	<u>0</u>	<u>318</u>	<u>0</u>
TOTAL REVENUES	4,192	0	3,458	0

CITY OF LEVELLAND
 FORMAL BUDGET REPORT
 AS OF: SEPTEMBER 30TH, 2023

13 -COURT COMPUTER
 COURT CTF FUND

EXPENDITURES	2021-2022 ACTUAL	2022-2023 BUDGET	2022-2023 PROJECTED	2023-2024 BUDGET
<hr/>				
<u>SUPPLIES</u>				
13-495-4211 OFFICES SUPPLIES	0	0	0	0
13-495-4213 MINOR TOOLS & EQUIPMENT	0	0	0	0
13-495-4231 ALL OTHER	<u>0</u>	<u>0</u>	<u>0</u>	<u>0</u>
TOTAL SUPPLIES	0	0	0	0
<u>REPAIRS & MAINTENANCE</u>				
13-495-4341 MACHINERY	0	0	0	0
13-495-4391 SOFTWARE & COMPUTER MAINTENANC	<u>8,936</u>	<u>0</u>	<u>0</u>	<u>0</u>
TOTAL REPAIRS & MAINTENANCE	8,936	0	0	0
<u>SERVICES</u>				
13-495-4431 PROFESSIONAL SERVICES	<u>524</u>	<u>0</u>	<u>862</u>	<u>0</u>
TOTAL SERVICES	524	0	862	0
<u>CAPITAL OUTLAY</u>				
13-495-4541 MACHINERY & EQUIPMENT	<u>0</u>	<u>0</u>	<u>0</u>	<u>0</u>
TOTAL CAPITAL OUTLAY	<u>0</u>	<u>0</u>	<u>0</u>	<u>0</u>
TOTAL COURT CTF FUND	9,460	0	862	0
	=====	=====	=====	=====
TOTAL EXPENDITURES	9,460	0	862	0
	=====	=====	=====	=====
REVENUE OVER/ (UNDER) EXPENDITURES	(5,267)	0	2,597	0
	=====	=====	=====	=====

CITY OF LEVELLAND
 FORMAL BUDGET REPORT
 AS OF: SEPTEMBER 30TH, 2023

46 -LCL TRUANCY PREV/DIV FUND

REVENUES	2021-2022 ACTUAL	2022-2023 BUDGET	2022-2023 PROJECTED	2023-2024 BUDGET
46-3332 INTEREST INCOME	81	0	551	0
46-3415 TRUANCY FEE	<u>4,956</u>	<u>0</u>	<u>3,906</u>	<u>0</u>
TOTAL REVENUES	5,036	0	4,457	0
REVENUE OVER/ (UNDER) EXPENDITURES	<u>5,036</u>	<u>0</u>	<u>4,457</u>	<u>0</u>

POLICE SPECIAL FUNDS

	05 LEOSE	15 State Seized Funds	37 Federal Seized Funds	39 Animal Shelter
Balance October 1, 2022	\$6,765	\$4,155	\$14,738	\$5,598
Estimated Revenues FY 2022-23	\$1,962	\$36,838	\$240,032	\$1,091
Seized Funds	\$0	\$36,720	\$232,178	\$0
Fines & Court Costs	\$0	\$0	\$0	\$0
State / Federal	\$1,662	\$0	\$0	\$0
Miscellaneous	\$0	\$0	\$0	\$825
Interest	\$300	\$118	\$7,855	\$266
Funds Available FY 2022-23	\$8,727	\$40,993	\$254,770	\$6,689
Estimated Expenditures FY 2022-23	\$1,475	\$12,134	\$12,043	\$60
Estimated Balance September 30, 2023	\$7,252	\$28,859	\$242,727	\$6,629
Estimated Revenues FY 2023-24	\$1,700	\$0	\$0	\$0
Seized Funds	\$0	\$0	\$0	\$0
Fines & Court Costs	\$0	\$0	\$0	\$0
State / Federal	\$1,600	\$0	\$0	\$0
Interest	\$100	\$0	\$0	\$0
Funds Available FY 2023-24	\$8,952	\$28,859	\$242,727	\$6,629
Estimated Expenditures FY 2023-24	\$1,500	\$0	\$0	\$0
Estimated Balance September 30, 2024	\$7,452	\$28,859	\$242,727	\$6,629

These funds were established by state law and are specifically governed by those laws. Only the Chief of Police may make decisions regarding the use of these funds, and only in accordance with purposes authorized by those laws.

CITY OF LEVELLAND
 FORMAL BUDGET REPORT
 AS OF: SEPTEMBER 30TH, 2023

05 -LEOSE TRAINING GRANT FUND

REVENUES	2021-2022 ACTUAL	2022-2023 BUDGET	2022-2023 PROJECTED	2023-2024 BUDGET
05-3125 BOND PROCEEDS	0	0	0	0
05-3332 INTEREST EARNED	52	10	300	100
05-3401 FEDERAL	0	0	0	0
05-3402 STATE	1,539	1,500	1,662	1,600
05-3403 LOCAL CONTRIBUTION	0	0	0	0
05-3510 MISCELLANEOUS REVENUE	0	0	0	0
05-3511 INTERFUND TRANSFERS IN	0	0	0	0
05-3523 DELAYED RECEIPTS-RECEIVABLE	<u>0</u>	<u>0</u>	<u>0</u>	<u>0</u>
TOTAL REVENUES	1,591	1,510	1,962	1,700

CITY OF LEVELLAND
 FORMAL BUDGET REPORT
 AS OF: SEPTEMBER 30TH, 2023

05 -LEOSE TRAINING GRANT FUND
 LEOSE TRAINING GRANT

EXPENDITURES	2021-2022 ACTUAL	2022-2023 BUDGET	2022-2023 PROJECTED	2023-2024 BUDGET
<hr/>				
<u>SERVICES</u>				
05-451-4441 TRAVEL & MEETINGS	0	0	0	0
05-451-4442 TRAINING	<u>2,325</u>	<u>1,500</u>	<u>1,475</u>	<u>1,500</u>
TOTAL SERVICES	<u>2,325</u>	<u>1,500</u>	<u>1,475</u>	<u>1,500</u>
 TOTAL LEOSE TRAINING GRANT	 2,325	 1,500	 1,475	 1,500
	=====	=====	=====	=====
 TOTAL EXPENDITURES	 2,325	 1,500	 1,475	 1,500
	=====	=====	=====	=====
 REVENUE OVER/ (UNDER) EXPENDITURES	 (734)	 10	 487	 200
	=====	=====	=====	=====

CITY OF LEVELLAND
 FORMAL BUDGET REPORT
 AS OF: SEPTEMBER 30TH, 2023

15 -STATE FORFEITURES FUND

REVENUES	2021-2022 ACTUAL	2022-2023 BUDGET	2022-2023 PROJECTED	2023-2024 BUDGET
15-3125 BOND PROCEEDS	0	0	0	0
15-3228 DIST COURT FORFEITURES	0	0	36,720	0
15-3231 OLD SEIZED FUNDS ACCT	0	0	0	0
15-3332 INTEREST EARNED	37	0	118	0
15-3401 FEDERAL	0	0	0	0
15-3402 STATE	0	0	0	0
15-3403 LOCAL CONTRIBUTION	0	0	0	0
15-3510 MISCELLANEOUS REVENUE	0	0	0	0
15-3511 INTERFUND TRANSFERS IN	0	0	0	0
15-3523 DELAYED RECEIPTS-RECEIVABLE	<u>0</u>	<u>0</u>	<u>0</u>	<u>0</u>
TOTAL REVENUES	37	0	36,838	0

CITY OF LEVELLAND
 FORMAL BUDGET REPORT
 AS OF: SEPTEMBER 30TH, 2023

15 -STATE FORFEITURES FUND
 STATE FORFEITURES

EXPENDITURES	2021-2022 ACTUAL	2022-2023 BUDGET	2022-2023 PROJECTED	2023-2024 BUDGET
<hr/>				
<u>PERSONNEL SERVICES</u>				
15-486-4151 APPAREL	0	0	0	0
TOTAL PERSONNEL SERVICES	0	0	0	0
<u>SUPPLIES</u>				
15-486-4211 SUPPLIES	0	0	0	0
15-486-4213 MINOR TOOLS & EQUIPMENT	0	0	7,884	0
15-486-4219 FURNISHINGS & FIXTURES	0	0	0	0
15-486-4231 ALL OTHER	575	0	0	0
TOTAL SUPPLIES	575	0	7,884	0
<u>SERVICES</u>				
15-486-4442 TRAINING	0	0	0	0
15-486-4481 ALL OTHER	565	0	4,250	0
TOTAL SERVICES	565	0	4,250	0
<u>CAPITAL OUTLAY</u>				
15-486-4541 MACHINERY & EQUIPMENT	0	0	0	0
15-486-4551 MOTOR VEHICLES	0	0	0	0
TOTAL CAPITAL OUTLAY	0	0	0	0
 TOTAL STATE FORFEITURES	 1,140	 0	 12,134	 0
	=====	=====	=====	=====
 TOTAL EXPENDITURES	 1,140	 0	 12,134	 0
	=====	=====	=====	=====
 REVENUE OVER/ (UNDER) EXPENDITURES	 (1,102)	 0	 24,704	 0
	=====	=====	=====	=====

CITY OF LEVELLAND
 FORMAL BUDGET REPORT
 AS OF: SEPTEMBER 30TH, 2023

37 -FEDERAL FORFEITURES-PD

REVENUES	2021-2022 ACTUAL	2022-2023 BUDGET	2022-2023 PROJECTED	2023-2024 BUDGET
37-3228 FEDERAL FORFEITURE FUNDS	0	0	232,178	0
37-3332 INTEREST EARNED	91	50	7,855	50
37-3515 SALE OF ASSETS	<u>0</u>	<u>0</u>	<u>0</u>	<u>0</u>
TOTAL REVENUES	91	50	240,032	50

CITY OF LEVELLAND
FORMAL BUDGET REPORT
AS OF: SEPTEMBER 30TH, 2023

37 -FEDERAL FORFEITURES-PD
PD FEDERAL SEIZED FUNDS

EXPENDITURES	2021-2022 ACTUAL	2022-2023 BUDGET	2022-2023 PROJECTED	2023-2024 BUDGET
<hr/>				
<u>PERSONNEL SERVICES</u>				
37-437-4151 APPAREL	0	0	0	0
TOTAL PERSONNEL SERVICES	0	0	0	0
<u>SUPPLIES</u>				
37-437-4211 OFFICE SUPPLIES	0	0	0	0
37-437-4213 MINOR TOOLS & EQUIPMENT	0	0	12,043	0
37-437-4219 FURNISHINGS & FIXTURES	0	0	0	0
TOTAL SUPPLIES	0	0	12,043	0
<u>REPAIRS & MAINTENANCE</u>				
37-437-4341 MACHINERY	0	0	0	0
TOTAL REPAIRS & MAINTENANCE	0	0	0	0
<u>SERVICES</u>				
37-437-4431 PROFESSIONAL SERVICES	0	0	0	0
37-437-4441 TRAVEL & MEETINGS	0	0	0	0
37-437-4442 TRAINING	0	0	0	0
37-437-4481 ALL OTHER	0	0	0	0
TOTAL SERVICES	0	0	0	0
<u>CAPITAL OUTLAY</u>				
37-437-4531 OTHER IMPROVEMENTS	0	0	0	0
37-437-4541 MACHINERY & EQUIPMENT	10,000	0	0	0
37-437-4551 MOTOR VEHICLES	0	0	0	0
TOTAL CAPITAL OUTLAY	10,000	0	0	0
 TOTAL PD FEDERAL SEIZED FUNDS	 10,000	 0	 12,043	 0
	=====	=====	=====	=====
 TOTAL EXPENDITURES	 10,000	 0	 12,043	 0
	=====	=====	=====	=====
 REVENUE OVER/(UNDER) EXPENDITURES	 (9,909)	 50	 227,989	 50
	=====	=====	=====	=====

CITY OF LEVELLAND
 FORMAL BUDGET REPORT
 AS OF: SEPTEMBER 30TH, 2023

39 -ANIMAL SHELTER

REVENUES	2021-2022 ACTUAL	2022-2023 BUDGET	2022-2023 PROJECTED	2023-2024 BUDGET
39-3234 SPAY/NEUTER CONTRIBUTIONS	2,020	0	825	0
39-3332 INTEREST EARNED	33	0	266	0
39-3401 FEDERAL	0	0	0	0
39-3402 STATE	0	0	0	0
39-3510 MISCELLANEOUS REVENUE	0	0	0	0
39-3511 TRANSFERS IN	<u>0</u>	<u>0</u>	<u>0</u>	<u>0</u>
TOTAL REVENUES	2,053	0	1,091	0

CITY OF LEVELLAND
 FORMAL BUDGET REPORT
 AS OF: SEPTEMBER 30TH, 2023

39 -ANIMAL SHELTER
 SECO GRANT

EXPENDITURES	2021-2022 ACTUAL	2022-2023 BUDGET	2022-2023 PROJECTED	2023-2024 BUDGET
<hr/>				
<u>PERSONNEL SERVICES</u>				
39-439-4113 OPERATIONAL	0	0	0	0
39-439-4115 OVERTIME	0	0	0	0
39-439-4121 WORKERS COMP	0	0	0	0
39-439-4122 INSURANCE	0	0	0	0
39-439-4141 TMRS	0	0	0	0
39-439-4142 FICA	<u>0</u>	<u>0</u>	<u>0</u>	<u>0</u>
TOTAL PERSONNEL SERVICES	0	0	0	0
<u>SUPPLIES</u>				
39-439-4211 OFFICE SUPPLIES	0	0	0	0
39-439-4231 OTHER SUPPLIES	<u>0</u>	<u>0</u>	<u>0</u>	<u>0</u>
TOTAL SUPPLIES	0	0	0	0
<u>SERVICES</u>				
39-439-4432 HIRE OF EQUIPMENT	0	0	0	0
39-439-4481 ALL OTHER	<u>0</u>	<u>0</u>	<u>60</u>	<u>0</u>
TOTAL SERVICES	0	0	60	0
<u>CAPITAL OUTLAY</u>				
39-439-4541 MACHINERY & EQUIPMENT	<u>0</u>	<u>0</u>	<u>0</u>	<u>0</u>
TOTAL CAPITAL OUTLAY	0	0	0	0
TOTAL SECO GRANT	0	0	60	0
	=====	=====	=====	=====
TOTAL EXPENDITURES	0	0	60	0
	=====	=====	=====	=====
REVENUE OVER/ (UNDER) EXPENDITURES	2,053	0	1,031	0
	=====	=====	=====	=====

GRANT FUNDS SUMMARY

	11	21	23	36	38	43
	CRF / ARPA	Main Street TCF	CDBG Grants	EDA Grant	Criminal Justice	TPWD Grant
Balance October 1, 2022	\$3,017,570	\$48,202	\$0	\$0	\$0	\$0
Estimated Revenues FY 2022-23	(\$781,500)	\$2,035	\$0	\$1,574,578	\$60,733	\$76,500
Funds Available FY 2022-23	\$2,236,070	\$50,237	\$0	\$1,574,578	\$60,733	\$76,500
Estimated Expenditures FY 2022-23	\$113,770	\$21,200	\$0	\$1,574,578	\$60,733	\$0
Estimated Balance September 30, 2023	\$2,122,300	\$29,037	\$0	\$0	\$0	\$76,500
Estimated Revenues FY 2023-24	\$0	\$0	\$0	\$0	\$0	\$0
Funds Available FY 2023-24	\$2,122,300	\$29,037	\$0	\$0	\$0	\$76,500
Estimated Expenditures FY 2023-24	\$0	\$0	\$0	\$0	\$0	\$76,500
Estimated Balance September 30, 2024	\$2,122,300	\$29,037	\$0	\$0	\$0	\$0

CITY OF LEVELLAND
 FORMAL BUDGET REPORT
 AS OF: SEPTEMBER 30TH, 2023

11 -CORONAVIRUS RELIEF FUND

REVENUES	2021-2022 ACTUAL	2022-2023 BUDGET	2022-2023 PROJECTED	2023-2024 BUDGET
11-3125 BOND PROCEEDS	0	0	0	0
11-3240 CORRECTIONAL MANAGEMENT	0	0	0	0
11-3332 INTEREST EARNED	15,347	0	114,758	0
11-3401 FEDERAL	351,774	0	0	0
11-3402 STATE CONTRIBUTION	0	0	0	0
11-3510 MISCELLANEOUS REVENUE	0	0	0	0
11-3512 INTERFUND TRANSFERS OUT	(350,198)	895,912	(896,257)	0
TOTAL REVENUES	16,923	895,912	(781,499)	0

CITY OF LEVELLAND
 FORMAL BUDGET REPORT
 AS OF: SEPTEMBER 30TH, 2023

11 -CORONAVIRUS RELIEF FUND
 TEXAS STEP TABACCO GRANT

EXPENDITURES	2021-2022 ACTUAL	2022-2023 BUDGET	2022-2023 PROJECTED	2023-2024 BUDGET
<u>PERSONNEL SERVICES</u>				
11-494-4113 OPERATIONAL	0	0	0	0
11-494-4115 OVERTIME	0	0	0	0
11-494-4122 GROUP INSURANCE	0	0	0	0
11-494-4141 RETIREMENT	0	0	0	0
11-494-4142 FICA	<u>0</u>	<u>0</u>	<u>0</u>	<u>0</u>
TOTAL PERSONNEL SERVICES	0	0	0	0
<u>SUPPLIES</u>				
11-494-4211 OFFICE SUPPLIES	0	0	0	0
11-494-4213 MINOR TOOLS	0	0	0	0
11-494-4231 ALL OTHER	<u>1,576</u>	<u>22,610</u>	<u>113,769</u>	<u>0</u>
TOTAL SUPPLIES	1,576	22,610	113,769	0
<u>SERVICES</u>				
11-494-4441 TRAVEL & MEETINGS	<u>0</u>	<u>0</u>	<u>0</u>	<u>0</u>
TOTAL SERVICES	0	0	0	0
<u>CAPITAL OUTLAY</u>				
11-494-4531 IMPROVEMENTS	<u>0</u>	<u>0</u>	<u>0</u>	<u>0</u>
TOTAL CAPITAL OUTLAY	<u>0</u>	<u>0</u>	<u>0</u>	<u>0</u>
TOTAL TEXAS STEP TABACCO GRANT	<u>1,576</u>	<u>22,610</u>	<u>113,769</u>	<u>0</u>
TOTAL EXPENDITURES	<u>1,576</u>	<u>22,610</u>	<u>113,769</u>	<u>0</u>
REVENUE OVER/ (UNDER) EXPENDITURES	<u>15,347</u>	<u>873,302</u>	<u>(895,268)</u>	<u>0</u>

CITY OF LEVELLAND
 FORMAL BUDGET REPORT
 AS OF: SEPTEMBER 30TH, 2023

21 -TX CAPITAL FUND-MAIN STRE

REVENUES	2021-2022 ACTUAL	2022-2023 BUDGET	2022-2023 PROJECTED	2023-2024 BUDGET
21-3125 BOND PROCEEDS	0	0	0	0
21-3332 INTEREST EARNED	377	0	2,034	0
21-3401 FEDERAL	0	0	0	0
21-3402 STATE	0	0	0	0
21-3403 LOCAL CONTRIBUTION	0	0	0	0
21-3510 MISCELLANEOUS REVENUE	0	0	0	0
21-3511 INTERFUND TRANSFERS IN	(207)	0	0	0
21-3524 IMAGE CAMPAIGN REVENUE	<u>0</u>	<u>0</u>	<u>0</u>	<u>0</u>
TOTAL REVENUES	170	0	2,034	0

CITY OF LEVELLAND
 FORMAL BUDGET REPORT
 AS OF: SEPTEMBER 30TH, 2023

21 -TX CAPITAL FUND-MAIN STRE
 TX CAPITAL FUND-MAIN STR

EXPENDITURES	2021-2022 ACTUAL	2022-2023 BUDGET	2022-2023 PROJECTED	2023-2024 BUDGET
<hr/>				
<u>SUPPLIES</u>				
21-498-4211 OFFICE SUPPLIES	<u>0</u>	<u>0</u>	<u>0</u>	<u>0</u>
TOTAL SUPPLIES	0	0	0	0
<u>SERVICES</u>				
21-498-4413 ADVERTISING	0	0	0	0
21-498-4431 PROFESSIONAL SERVICES	0	0	0	0
21-498-4487 DIRECT BUSINESS INCENTIVES	<u>7,328</u>	<u>0</u>	<u>12,000</u>	<u>0</u>
TOTAL SERVICES	7,328	0	12,000	0
<u>CAPITAL OUTLAY</u>				
21-498-4531 IMPROVEMENTS	<u>0</u>	<u>0</u>	<u>9,200</u>	<u>0</u>
TOTAL CAPITAL OUTLAY	<u>0</u>	<u>0</u>	<u>9,200</u>	<u>0</u>
TOTAL TX CAPITAL FUND-MAIN STR	7,328	0	21,200	0
	=====	=====	=====	=====
TOTAL EXPENDITURES	7,328	0	21,200	0
	=====	=====	=====	=====
REVENUE OVER/ (UNDER) EXPENDITURES	(7,158)	0	(19,166)	0
	=====	=====	=====	=====

CITY OF LEVELLAND
 FORMAL BUDGET REPORT
 AS OF: SEPTEMBER 30TH, 2023

23 -CDBG GRANTS

REVENUES	2021-2022 ACTUAL	2022-2023 BUDGET	2022-2023 PROJECTED	2023-2024 BUDGET
23-3125 BOND PROCEEDS	0	0	0	0
23-3332 INTEREST EARNED	0	0	0	0
23-3401 FEDERAL	0	0	0	0
23-3402 STATE	275,000	0	0	0
23-3403 LOCAL CONTRIBUTION	0	0	0	0
23-3511 INTERFUND TRANSFERS IN	(272,225)	0	0	0
TOTAL REVENUES	2,775	0	0	0

CITY OF LEVELLAND
 FORMAL BUDGET REPORT
 AS OF: SEPTEMBER 30TH, 2023

23 -CDBG GRANTS
 TEXAS CAPITAL FUND

EXPENDITURES	2021-2022 ACTUAL	2022-2023 BUDGET	2022-2023 PROJECTED	2023-2024 BUDGET
<u>PERSONNEL SERVICES</u>				
23-499-4111 SUPERVISION	0	0	0	0
23-499-4112 CLERICAL	0	0	0	0
23-499-4114 CASUAL	0	0	0	0
23-499-4115 OVERTIME	0	0	0	0
23-499-4116 LONGEVITY	0	0	0	0
23-499-4117 STABILITY PAY	0	0	0	0
23-499-4121 WORKER'S COMPENSATION	0	0	0	0
23-499-4122 GROUP INSURANCE	0	0	0	0
23-499-4141 RETIREMENT	0	0	0	0
23-499-4142 FICA	<u>0</u>	<u>0</u>	<u>0</u>	<u>0</u>
TOTAL PERSONNEL SERVICES	0	0	0	0
<u>SUPPLIES</u>				
23-499-4211 ADMINISTRATIVE SUPPLIES	<u>0</u>	<u>0</u>	<u>0</u>	<u>0</u>
TOTAL SUPPLIES	0	0	0	0
<u>SERVICES</u>				
23-499-4413 PUBLIC INFORMATION NOTICES	0	0	0	0
23-499-4431 PROFESSIONAL SERVICES	<u>0</u>	<u>0</u>	<u>0</u>	<u>0</u>
TOTAL SERVICES	0	0	0	0
<u>CAPITAL OUTLAY</u>				
23-499-4531 CAPITAL IMPROVEMENTS	0	0	0	0
23-499-4532 WATER MAINS	2,775	0	0	0
23-499-4551 RAIL PARK-RAILROAD SPURS	<u>0</u>	<u>0</u>	<u>0</u>	<u>0</u>
TOTAL CAPITAL OUTLAY	<u>2,775</u>	<u>0</u>	<u>0</u>	<u>0</u>
TOTAL TEXAS CAPITAL FUND	<u>2,775</u>	<u>0</u>	<u>0</u>	<u>0</u>
TOTAL EXPENDITURES	<u>2,775</u>	<u>0</u>	<u>0</u>	<u>0</u>
REVENUE OVER/ (UNDER) EXPENDITURES	<u>0</u>	<u>0</u>	<u>0</u>	<u>0</u>

CITY OF LEVELLAND
 FORMAL BUDGET REPORT
 AS OF: SEPTEMBER 30TH, 2023

36 -EDA: # 08-01-05384

REVENUES	2021-2022 ACTUAL	2022-2023 BUDGET	2022-2023 PROJECTED	2023-2024 BUDGET
36-3332 INTEREST	0	0	0	0
36-3401 FEDERAL	403,196	0	953,255	0
36-3403 LOCAL CONTRIBUTION	421,730	0	621,323	0
36-3404 DEVELOPER CONTRIBUTIONS	0	0	0	0
36-3511 INTERFUND TRANSFERS	<u>0</u>	<u>0</u>	<u>0</u>	<u>0</u>
TOTAL REVENUES	824,926	0	1,574,578	0

CITY OF LEVELLAND
 FORMAL BUDGET REPORT
 AS OF: SEPTEMBER 30TH, 2023

36 -EDA: # 08-01-05384
 EDA RAIL PARK GRANT FUND

EXPENDITURES	2021-2022 ACTUAL	2022-2023 BUDGET	2022-2023 PROJECTED	2023-2024 BUDGET
<hr/>				
<u>CAPITAL OUTLAY</u>				
36-436-4531 RAIL	<u>824,926</u>	<u>0</u>	<u>1,522,193</u>	<u>0</u>
TOTAL CAPITAL OUTLAY	<u>824,926</u>	<u>0</u>	<u>1,522,193</u>	<u>0</u>
 TOTAL EDA RAIL PARK GRANT FUND	 824,926	 0	 1,522,193	 0
	=====	=====	=====	=====
 TOTAL EXPENDITURES	 824,926	 0	 1,522,193	 0
	=====	=====	=====	=====
 REVENUE OVER/(UNDER) EXPENDITURES	 0	 0	 52,385	 0
	=====	=====	=====	=====

CITY OF LEVELLAND
 FORMAL BUDGET REPORT
 AS OF: SEPTEMBER 30TH, 2023

38 -POLICE GRANTS FUND

REVENUES	2021-2022 ACTUAL	2022-2023 BUDGET	2022-2023 PROJECTED	2023-2024 BUDGET
38-3401 FEDERAL	0	0	0	0
38-3402 STATE GRANT	60,733	0	42,960	0
38-3507 PRIVATE GRANTS	0	0	0	0
38-3511 INTERFUND TRANSFERS IN	<u>0</u>	<u>0</u>	<u>0</u>	<u>0</u>
TOTAL REVENUES	60,733	0	42,960	0

CITY OF LEVELLAND
 FORMAL BUDGET REPORT
 AS OF: SEPTEMBER 30TH, 2023

38 -POLICE GRANTS FUND
 POLICE GRANT FUND

EXPENDITURES	2021-2022 ACTUAL	2022-2023 BUDGET	2022-2023 PROJECTED	2023-2024 BUDGET
<hr/>				
<u>SUPPLIES</u>				
38-438-4213 MINOR EQUIPMENT & TOOLS	<u>42,960</u>	<u>0</u>	<u>42,960</u>	<u>0</u>
TOTAL SUPPLIES	42,960	0	42,960	0
<u>REPAIRS & MAINTENANCE</u>				
38-438-4341 MACHINERY MAINTENANCE	<u>0</u>	<u>0</u>	<u>0</u>	<u>0</u>
TOTAL REPAIRS & MAINTENANCE	0	0	0	0
<u>CAPITAL OUTLAY</u>				
38-438-4541 MACHINERY & EQUIPMENT	<u>17,773</u>	<u>0</u>	<u>0</u>	<u>0</u>
TOTAL CAPITAL OUTLAY	<u>17,773</u>	<u>0</u>	<u>0</u>	<u>0</u>
TOTAL POLICE GRANT FUND	60,733	0	42,960	0
	=====	=====	=====	=====
TOTAL EXPENDITURES	60,733	0	42,960	0
	=====	=====	=====	=====
REVENUE OVER/ (UNDER) EXPENDITURES	0	0	0	0
	=====	=====	=====	=====

CITY OF LEVELLAND
 FORMAL BUDGET REPORT
 AS OF: SEPTEMBER 30TH, 2023

43 -TEXAS PARKS GRANTS

REVENUES	2021-2022 ACTUAL	2022-2023 BUDGET	2022-2023 PROJECTED	2023-2024 BUDGET
43-3401 FEDERAL	0	0	61,200	61,200
43-3402 STATE GRANTS	0	0	0	0
43-3403 LOCAL CONTRIBUTION	0	0	0	0
43-3406 PARKS GRANT FROM LCDC	0	0	0	0
43-3511 INTERFUND TRANSFERS IN	<u>0</u>	<u>0</u>	<u>15,300</u>	<u>15,300</u>
TOTAL REVENUES	0	0	76,500	76,500

CITY OF LEVELLAND
 FORMAL BUDGET REPORT
 AS OF: SEPTEMBER 30TH, 2023

43 -TEXAS PARKS GRANTS
 PARKS IMPROVEMENTS

EXPENDITURES	2021-2022 ACTUAL	2022-2023 BUDGET	2022-2023 PROJECTED	2023-2024 BUDGET
<hr/>				
<u>CAPITAL OUTLAY</u>				
43-489-4531 PARK IMPROVEMENTS	<u>0</u>	<u>0</u>	<u>76,500</u>	<u>76,500</u>
TOTAL CAPITAL OUTLAY	<u>0</u>	<u>0</u>	<u>76,500</u>	<u>76,500</u>
 TOTAL PARKS IMPROVEMENTS	 <u>0</u>	 <u>0</u>	 <u>76,500</u>	 <u>76,500</u>
	=====	=====	=====	=====
 TOTAL EXPENDITURES	 <u>0</u>	 <u>0</u>	 <u>76,500</u>	 <u>76,500</u>
	=====	=====	=====	=====
 REVENUE OVER/(UNDER) EXPENDITURES	 <u>0</u>	 <u>0</u>	 <u>0</u>	 <u>0</u>
	=====	=====	=====	=====

LEVELLAND ECONOMIC DEVELOPMENT CORPORATION FUND

Balance October 1, 2022	\$2,785,575
--------------------------------	--------------------

Estimated Revenues FY 2022-23	\$1,069,456
-------------------------------	-------------

Funds Available FY 2022-23	\$3,855,031
----------------------------	-------------

Estimated Expenditures FY 2022-23	<div style="border-top: 1px solid black; display: inline-block;">\$857,279</div>
-----------------------------------	--

Estimated Balance September 30, 2023	\$2,997,752
---	--------------------

Estimated Revenues FY 2023-24	\$968,000
-------------------------------	-----------

Funds Available FY 2023-24	\$3,965,752
----------------------------	-------------

Estimated Expenditures FY 2023-24	<div style="border-top: 1px solid black; display: inline-block;">\$1,042,900</div>
-----------------------------------	--

Estimated Balance September 30, 2024	\$2,922,852
---	--------------------

CITY OF LEVELLAND
FORMAL BUDGET REPORT
AS OF: SEPTEMBER 30TH, 2023

22 -LEVELLAND ECON DEV CORP

REVENUES	2021-2022 ACTUAL	2022-2023 BUDGET	2022-2023 PROJECTED	2023-2024 BUDGET
22-3109 SALES TAX	835,614	796,169	841,779	840,000
22-3125 OTHER SOURCES-BOND PROCEEDS	0	0	0	0
22-3325 RAIL PARK LEASE PAYMENTS	800	0	8,800	0
22-3326 ACCESS FEE (PER RAIL CAR)	71,280	23,000	53,381	40,000
22-3327 MAINT. FEE (PER RAIL CAR)	71,280	23,000	53,381	40,000
22-3330 BUILDING RENT-INDUSTRIAL PARK	0	0	0	0
22-3332 INTEREST EARNED	20,647	12,000	89,935	40,000
22-3350 INTEREST-W TX LUB RW NOTE	0	0	0	0
22-3390 N/R-W TX LUB RW ADM FEE	0	0	0	0
22-3401 FEDERAL-EDA GRANT	0	0	0	0
22-3402 STATE	0	0	0	0
22-3403 LOCAL CONTRIBUTION	0	0	0	0
22-3408 SPONSORSHIPS	8,000	0	3,500	8,000
22-3410 LOAN PROCEEDS	0	0	0	0
22-3411 LOAN REPAYMENT	0	0	0	0
22-3508 TICKETS-APPRECIATION LUNCHEON	0	0	0	0
22-3510 MISCELLANEOUS REVENUE	500	0	18,680	0
22-3511 SALES OF RAIL PARK LOTS	0	284,375	0	0
22-3512 SALES OF BLDG INVENTORY	0	0	0	0
22-3518 GAIN ON CAPITAL ASSET SALES	0	0	0	0
22-3519 LOSS ON CAPITAL ASSET SALES	0	0	0	0
22-3523 DELAYED RECEIPTS-RECEIVABLE	0	0	0	0
22-3601 WATER SALES	<u>0</u>	<u>0</u>	<u>0</u>	<u>0</u>
TOTAL REVENUES	1,008,121	1,138,544	1,069,456	968,000

CITY OF LEVELLAND
FORMAL BUDGET REPORT
AS OF: SEPTEMBER 30TH, 2023

22 -LEVELLAND ECON DEV CORP
ECONOMIC & INDUS DEV FUND

EXPENDITURES	2021-2022 ACTUAL	2022-2023 BUDGET	2022-2023 PROJECTED	2023-2024 BUDGET
PERSONNEL SERVICES				
22-490-4131 BONDS AND FILING FEES	732	700	290	700
22-490-4152 AUTO ALLOWANCE	<u>0</u>	<u>0</u>	<u>0</u>	<u>0</u>
TOTAL PERSONNEL SERVICES	732	700	290	700
SUPPLIES				
22-490-4211 SUPPLIES	2,107	5,500	5,409	5,500
22-490-4212 POSTAGE & SHIPPING	85	500	795	500
22-490-4213 MINOR TOOLS & EQUIPMENT	632	4,000	3,986	4,000
22-490-4219 FURNISHINGS & FIXTURES	0	0	0	0
22-490-4281 PROMOTIONAL SUPPLIES	<u>0</u>	<u>0</u>	<u>0</u>	<u>0</u>
TOTAL SUPPLIES	2,825	10,000	10,190	10,000
REPAIRS & MAINTENANCE				
22-490-4321 BUILDINGS	0	0	0	0
22-490-4381 ALL OTHER	<u>0</u>	<u>0</u>	<u>0</u>	<u>0</u>
TOTAL REPAIRS & MAINTENANCE	0	0	0	0
SERVICES				
22-490-4411 COMMUNICATIONS	387	750	2,068	1,000
22-490-4412 UTILITIES	845	700	1,278	700
22-490-4413 ADVERTISING	25,475	35,000	35,749	35,000
22-490-4421 INSURANCE	522	1,000	1,000	1,000
22-490-4430 CITY PERSONNEL SERVICES	174,963	200,000	177,851	200,000
22-490-4431 PROFESSIONAL SERVICES	52,466	50,000	47,217	75,000
22-490-4432 HIRE OF EQUIPMENT	0	0	0	0
22-490-4441 TRAVEL & MEETINGS	16,318	35,000	30,530	35,000
22-490-4442 TRAINING	4,562	5,000	3,860	5,000
22-490-4451 DUES & SUBSCRIPTIONS	14,246	13,000	12,177	13,000
22-490-4480 INDUSTRY LUNCHEON MEETING	8,300	4,500	12,209	4,500
22-490-4481 ALL OTHER	91	1,000	1,533	1,000
22-490-4482 OTHER PROJECT ED 2008	0	0	35	0
22-490-4483 RAIL PARK MAINTENANCE	24,567	25,000	25,000	25,000
22-490-4484 RAIL ROAD MAINTENANCE	9,500	25,000	25,000	25,000
22-490-4485 MISCELLANEOUS PROJECTS	20,528	11,000	11,000	25,000
22-490-4486 STATE SALES TAX COLLECTION FEE	0	0	0	0
22-490-4487 DIRECT BUSINESS INCENTIVES	0	275,000	0	0
22-490-4488 GRANT FOR 09 DEBT SERVICE	101,217	297,716	297,716	300,000
22-490-4489 LOSS FROM LOAN REPOSSESSION	0	0	0	0
22-490-4490 BAD DEBT EXPENSE	0	0	0	0
22-490-4491 CITY INFRASTRUCTURE IMPRVMENTS	0	0	0	0
22-490-4493 SALES TAX REV BOND PAYMENTS	0	0	0	0
22-490-4496 BOND ISSUANCE COSTS	0	0	0	0
22-490-4498 BOND PRINCIPAL PAYMENTS	150,000	150,000	150,000	150,000
22-490-4499 BOND INTEREST EXPENSE	<u>17,728</u>	<u>12,578</u>	<u>12,578</u>	<u>15,000</u>
TOTAL SERVICES	621,715	1,142,244	846,799	911,200

CITY OF LEVELLAND
 FORMAL BUDGET REPORT
 AS OF: SEPTEMBER 30TH, 2023

22 -LEVELLAND ECON DEV CORP
 ECONOMIC & INDUS DEV FUND

EXPENDITURES	2021-2022 ACTUAL	2022-2023 BUDGET	2022-2023 PROJECTED	2023-2024 BUDGET
<u>CAPITAL OUTLAY</u>				
22-490-4511 LAND	0	0	0	0
22-490-4521 BUILDINGS	0	0	0	0
22-490-4531 RAIL IMPROVEMENTS	421,730	0	0	0
22-490-4532 OTHER IMPROVEMENTS	0	0	0	0
22-490-4541 MACHINERY & EQUIPMENT	0	0	0	0
22-490-4591 RAIL PARK SUBDIVISION IMP	<u>28,805</u>	<u>200,000</u>	<u>0</u>	<u>121,000</u>
TOTAL CAPITAL OUTLAY	450,535	200,000	0	121,000
<u>OTHER</u>				
22-490-4611 DEPRECIATION	<u>0</u>	<u>0</u>	<u>0</u>	<u>0</u>
TOTAL OTHER	<u>0</u>	<u>0</u>	<u>0</u>	<u>0</u>
TOTAL ECONOMIC & INDUS DEV FUND	1,075,807	1,352,944	857,279	1,042,900
	=====	=====	=====	=====
TOTAL EXPENDITURES	1,075,807	1,352,944	857,279	1,042,900
	=====	=====	=====	=====
REVENUE OVER/ (UNDER) EXPENDITURES	(67,686)	(214,400)	212,177	(74,900)
	=====	=====	=====	=====

LEVELLAND COMMUNITY DEVELOPMENT CORPORATION FUND

Balance October 1, 2022	\$608,660
--------------------------------	------------------

Estimated Revenues FY 2022-23	\$618,750
-------------------------------	-----------

Funds Available FY 2022-23	\$1,227,410
----------------------------	-------------

Estimated Expenditures FY 2022-23	\$525,156
-----------------------------------	-----------

Estimated Balance September 30, 2023	\$702,254
---	------------------

Estimated Revenues FY 2023-24	\$560,000
-------------------------------	-----------

Funds Available FY 2023-24	\$1,262,254
----------------------------	-------------

Estimated Expenditures FY 2023-24	\$492,044
-----------------------------------	-----------

Estimated Balance September 30, 2024	\$770,210
---	------------------

CITY OF LEVELLAND
 FORMAL BUDGET REPORT
 AS OF: SEPTEMBER 30TH, 2023

41 -LEVELLAND COM DEV CORP

REVENUES	2021-2022 ACTUAL	2022-2023 BUDGET	2022-2023 PROJECTED	2023-2024 BUDGET
41-3109 SALES TAX	557,076	530,750	592,031	550,000
41-3125 BOND PROCEEDS	0	0	0	0
41-3332 INTEREST EARNED	4,473	2,000	26,718	10,000
41-3401 FEDERAL GRANT	0	0	0	0
41-3402 STATE	0	0	0	0
41-3403 LOCAL CONTRIBUTION	0	0	0	0
41-3410 LOAN PROCEEDS	0	0	0	0
41-3411 LOAN REPAYMENT	0	0	0	0
41-3510 MISCELLANEOUS REVENUE	0	0	0	0
41-3511 NOT APPLICABLE-NOT USED	0	0	0	0
41-3518 GAIN ON SALE OF ASSETS	0	0	0	0
41-3519 LOSS ON SALE OF ASSETS	0	0	0	0
41-3523 DELAYED RECEIPTS - RECEIVABLE	<u>0</u>	<u>0</u>	<u>0</u>	<u>0</u>
TOTAL REVENUES	561,549	532,750	618,749	560,000

CITY OF LEVELLAND
FORMAL BUDGET REPORT
AS OF: SEPTEMBER 30TH, 2023

41 -LEVELLAND COM DEV CORP
LEV COM DEV CORP

EXPENDITURES	2021-2022 ACTUAL	2022-2023 BUDGET	2022-2023 PROJECTED	2023-2024 BUDGET
<u>PERSONNEL SERVICES</u>				
41-441-4131 BONDS AND FILING FEES	0	0	0	0
TOTAL PERSONNEL SERVICES	0	0	0	0
<u>SUPPLIES</u>				
41-441-4211 SUPPLIES	0	0	0	0
41-441-4213 MINOR TOOLS & EQUIPMENT	0	0	0	0
41-441-4219 FURNISHINGS & FIXTURES	0	0	0	0
TOTAL SUPPLIES	0	0	0	0
<u>REPAIRS & MAINTENANCE</u>				
41-441-4381 PROMOTIONAL SUPPLIES	0	0	0	0
TOTAL REPAIRS & MAINTENANCE	0	0	0	0
<u>SERVICES</u>				
41-441-4411 COMMUNICATIONS	0	0	0	0
41-441-4412 UTILITIES	0	0	0	0
41-441-4413 ADVERTISING	0	0	0	0
41-441-4421 INSURANCE	0	0	0	0
41-441-4431 PROFESSIONAL SERVICES	5,000	5,000	5,000	40,000
41-441-4432 HIRE OF EQUIPMENT	0	0	0	0
41-441-4441 TRAVEL & MEETINGS	0	0	0	0
41-441-4442 TRAINING	0	0	0	0
41-441-4451 DUES & SUBSCRIPTIONS	0	0	0	0
41-441-4481 ALL OTHER	0	0	0	0
41-441-4482 OTHER PROJECT PARK IMPROVEMENT	0	0	0	0
41-441-4485 MISCELLANEOUS PROJECTS	0	0	0	0
41-441-4486 SALES TAX COLLECTION FEE	0	0	0	0
41-441-4487 DIRECT BUSINESS INCENTIVES	0	0	0	0
41-441-4488 GRANT FOR 2013 CO DEBT SRVC	250,116	293,831	293,831	299,044
41-441-4491 GRANT-CITY PARK IMPRVMTS	240,517	75,000	226,325	153,000
TOTAL SERVICES	495,633	373,831	525,156	492,044
<u>CAPITAL OUTLAY</u>				
41-441-4531 IMPROVEMENTS	0	0	0	0
41-441-4541 MACHINERY & EQUIPMENT	0	0	0	0
TOTAL CAPITAL OUTLAY	0	0	0	0
TOTAL LEV COM DEV CORP	495,633	373,831	525,156	492,044
=====				
TOTAL EXPENDITURES	495,633	373,831	525,156	492,044
=====				
REVENUE OVER/ (UNDER) EXPENDITURES	65,916	158,919	93,593	67,956
=====				